



Investor Presentation

FY 2010 - 2011

This presentation contains forward-looking statements that involve risks and uncertainties. These forward-looking statements are not guarantees of SomnoMed's future performance and involve a number of risks and uncertainties that may cause actual results to differ materially from the results discussed in these statements. Factors that might cause the Company's results to differ materially from those expressed or implied by such forward-looking statements include but are not limited to, development and commercialisation of the Company's product portfolio; development or acquisition of additional products; and other risks and uncertainties. SomnoMed undertakes no duty to update any of these forward-looking statements to confirm them to actual.

Key topics

1

**Financial
Highlights**

2

**Overview
by Region**

3

**SomnoDent
G2
SomnoMed
MATRx**

4

Outlook FY12

Financial Highlights



Sales revenue*
**+ 15% to
A\$12.34m**

SomnoDent
Apnea unit
sales
**+ 28% to
25,119
devices**

Gross Margin
improved to
66%
compared to
**56% in
2010**

Group operating
profit before
Corporate,
Research and
Development
**+ 66% to
A\$3.06m**

EBITDA
**+ 268% to
A\$0.99m**

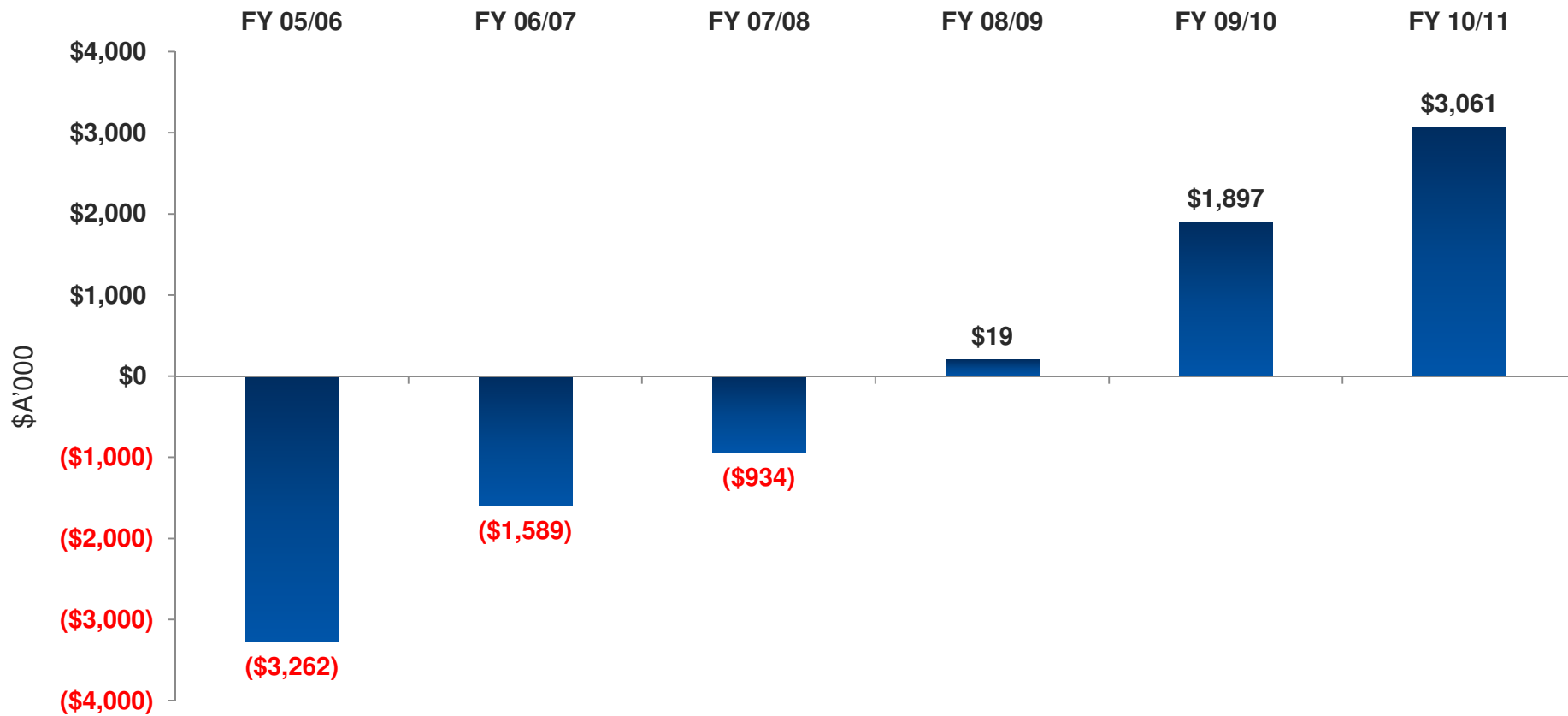
* Revenue at +26.7% and A\$13.5m on constant exchange rates

SomnoMed Performance

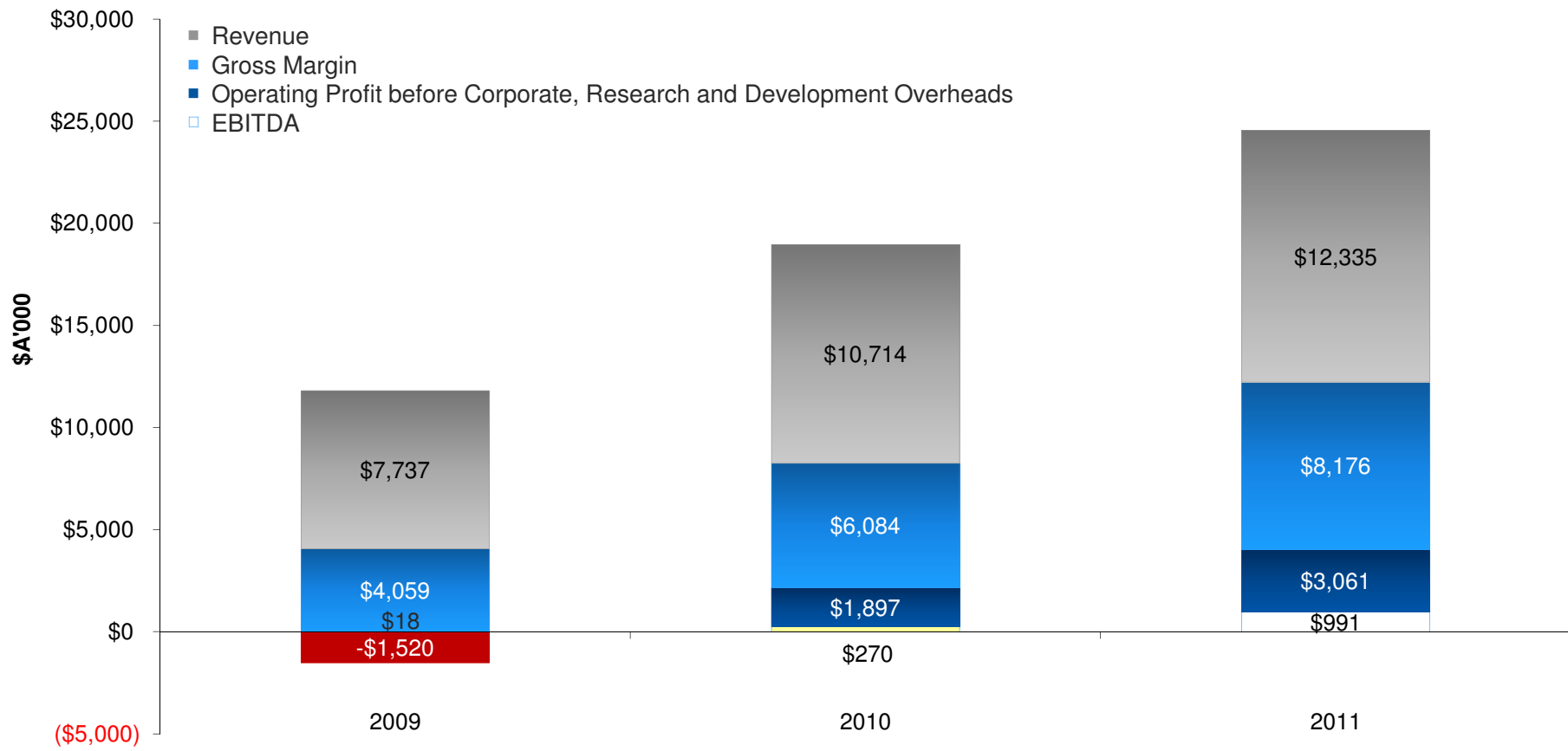


| | FY 10/11 unaudited | FY 09/10 actual | FY 08/09 actual | FY 07/08 actual |
|---|-----------------------|--------------------|--------------------|--------------------|
| Devices # | 25 119 | 19 543 | 12 254 | 7 033 |
| Revenue A\$ | 12.4m | 10.7m | 7.7m | 3.7m |
| Operating Profit before Corporate, Research and Development A\$ | 3.1m | 1.8m | 0.02m | (1.0m) |
| Corporate, Research and Development A\$ | 2.3m | 1.7m | 1.8m | 1.5m |
| EBITDA A\$ | 1.0m | 0.270m | (1.5m) | (2.4m) |

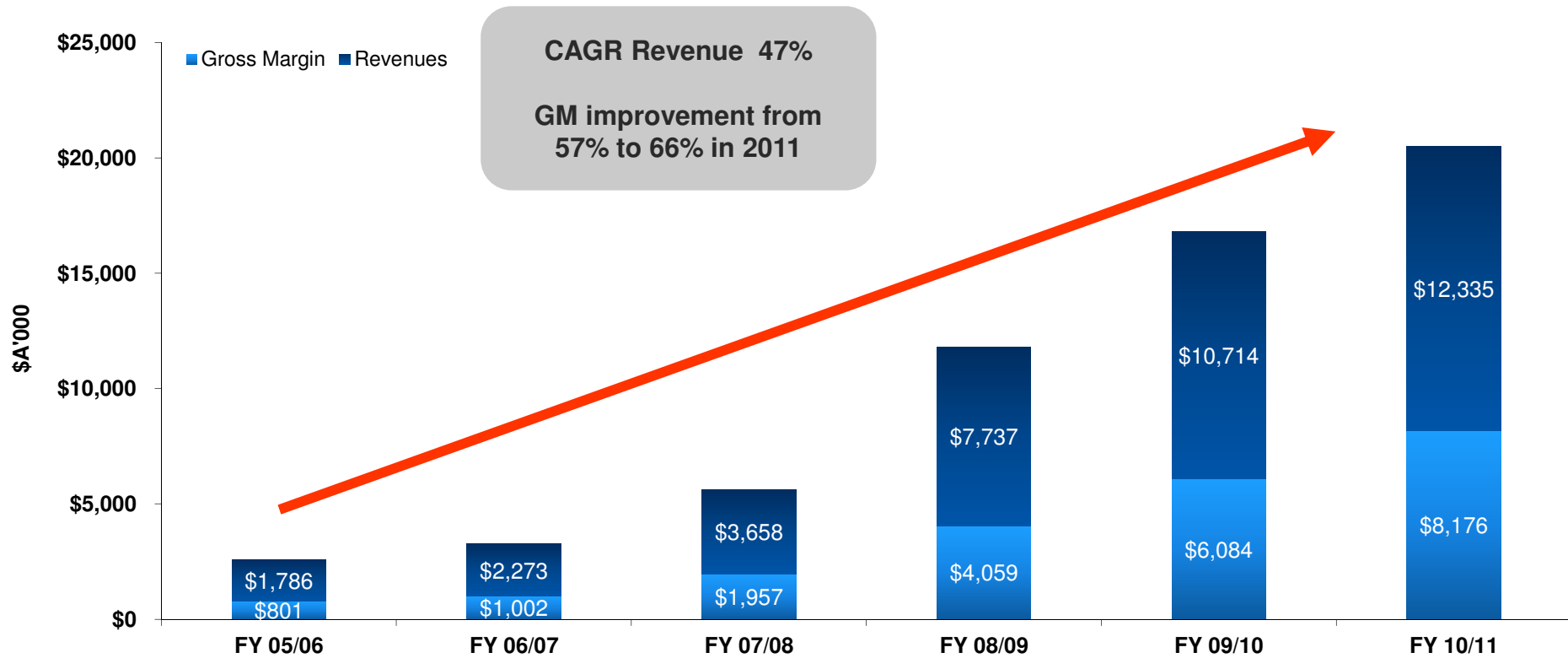
Operating Profit Before Corporate, Research and Development Overheads



EBITDA



Strong Growth in Revenue and Gross Margin SomnoMed Progress



Financial Results

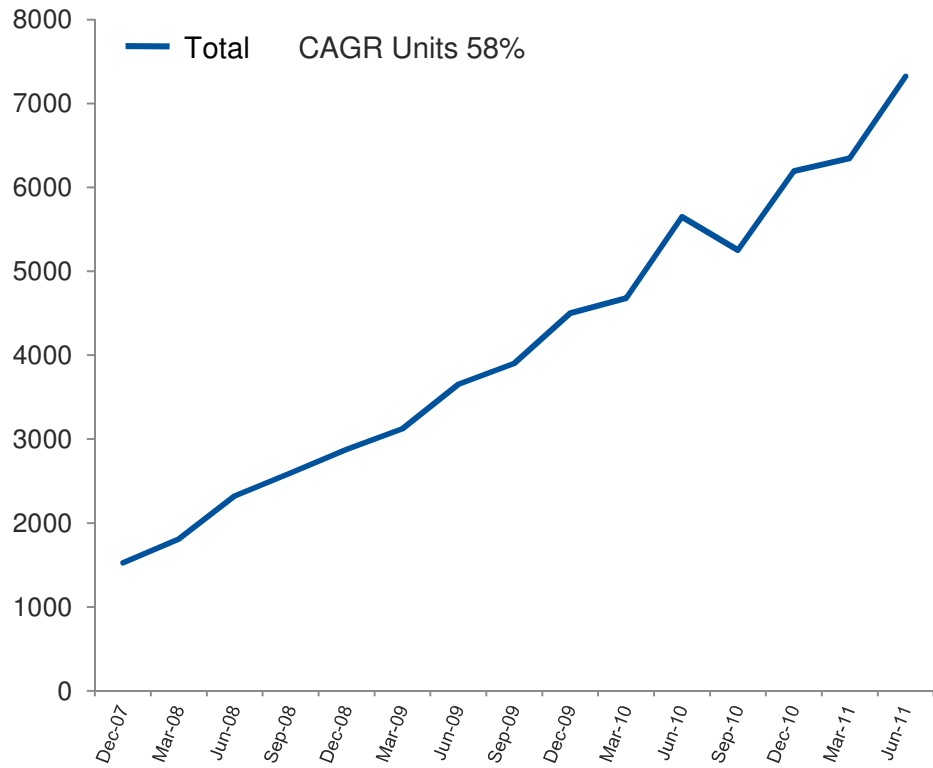


| Financial Summary (\$000's) | 10/11* | 09/10 | 08/09 | 07/08 | 06/07 |
|---|---------|---------|---------|---------|---------|
| Units | 25,119 | 19,543 | 12,254 | 7,033 | 3,503 |
| Revenue | 12,335 | 10,714 | 7,737 | 3,658 | 2,273 |
| Gross Margin | 8,176 | 6,084 | 4,059 | 1,956 | 1,002 |
| Operating profit/ (loss) before corporate, research and development | 3,061 | 1,842 | 19 | (933) | (1,588) |
| Corporate, Research and Development | (2,303) | (1,768) | (1,786) | (1,405) | (846) |
| Depreciation amortization and other non cash items | (363) | (215) | (510) | (677) | (973) |
| Interest received and other cash items | 272 | 255 | 475 | 284 | 133 |
| Net Profit/ (loss) before tax | 667 | 114 | (1,802) | (2,731) | (3,274) |

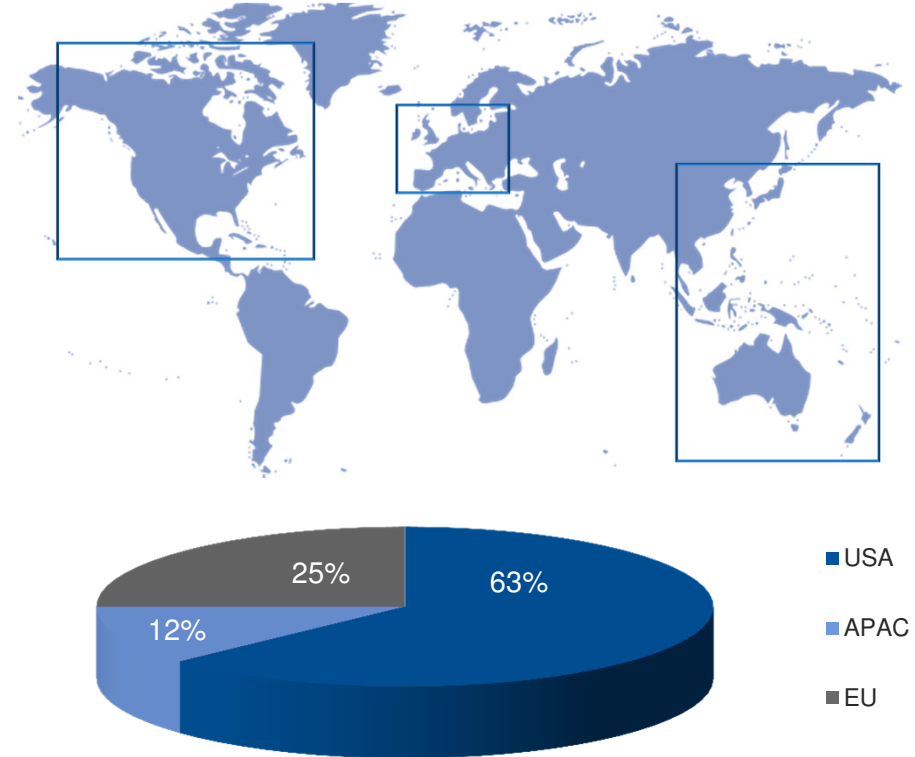
* Unaudited

Volume Growth

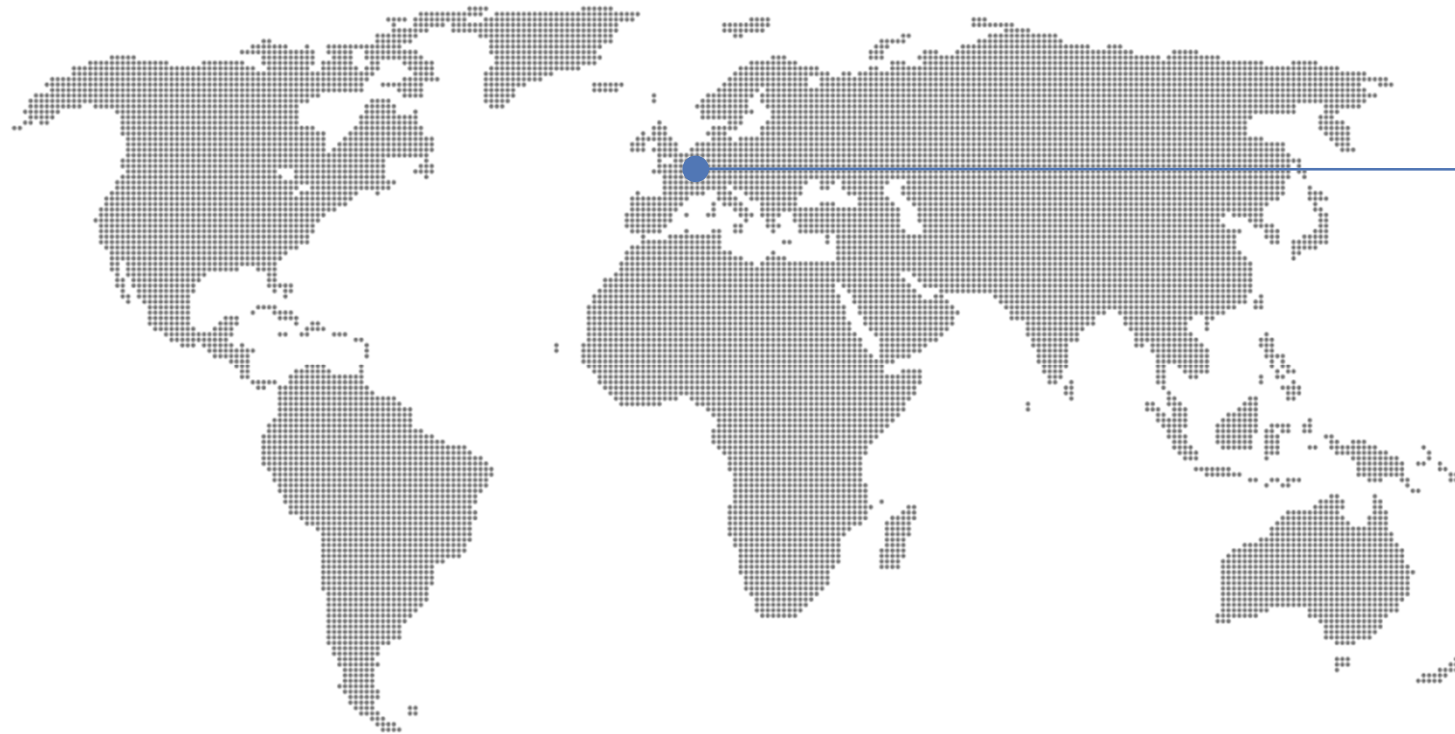
Units sold per quarter



Unit contribution per region



Highlights by Region



Europe

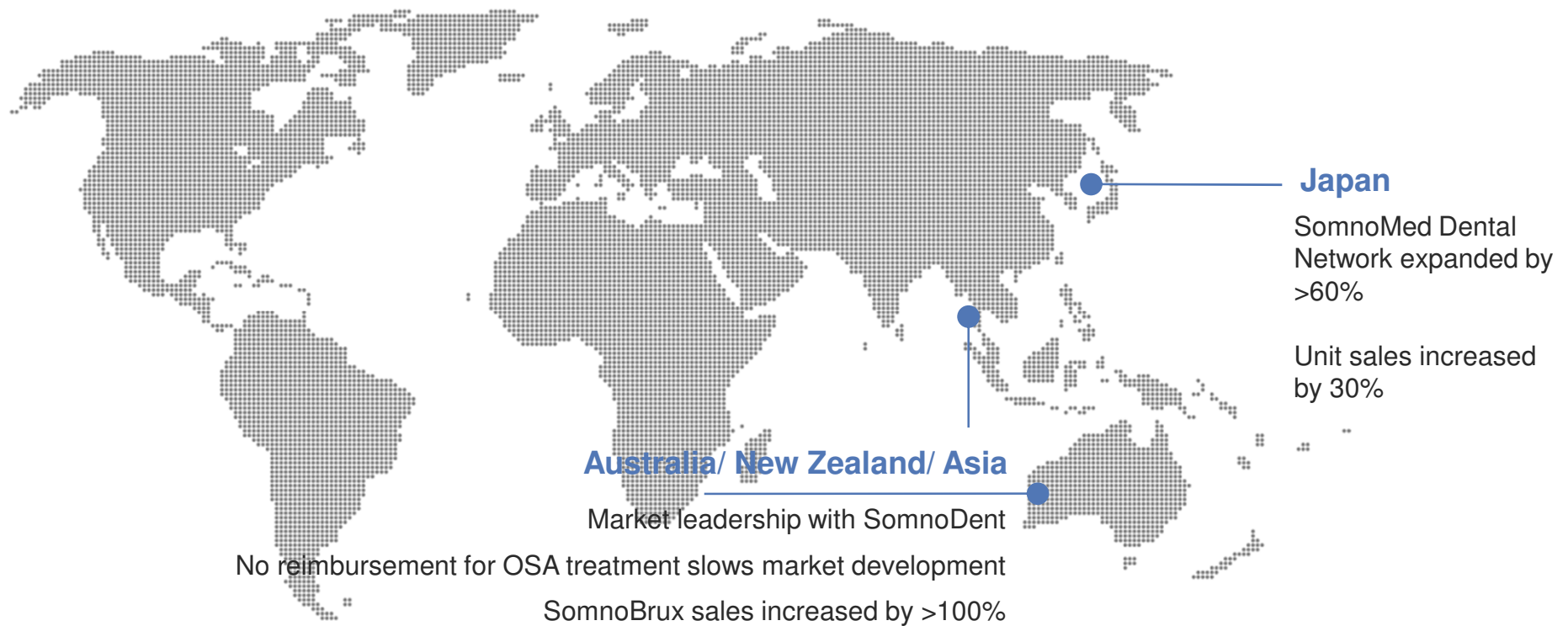
Volume growth of more than 98%

Expanded EU operation with HQ in Zurich and subsidiary in Sweden/Nordic

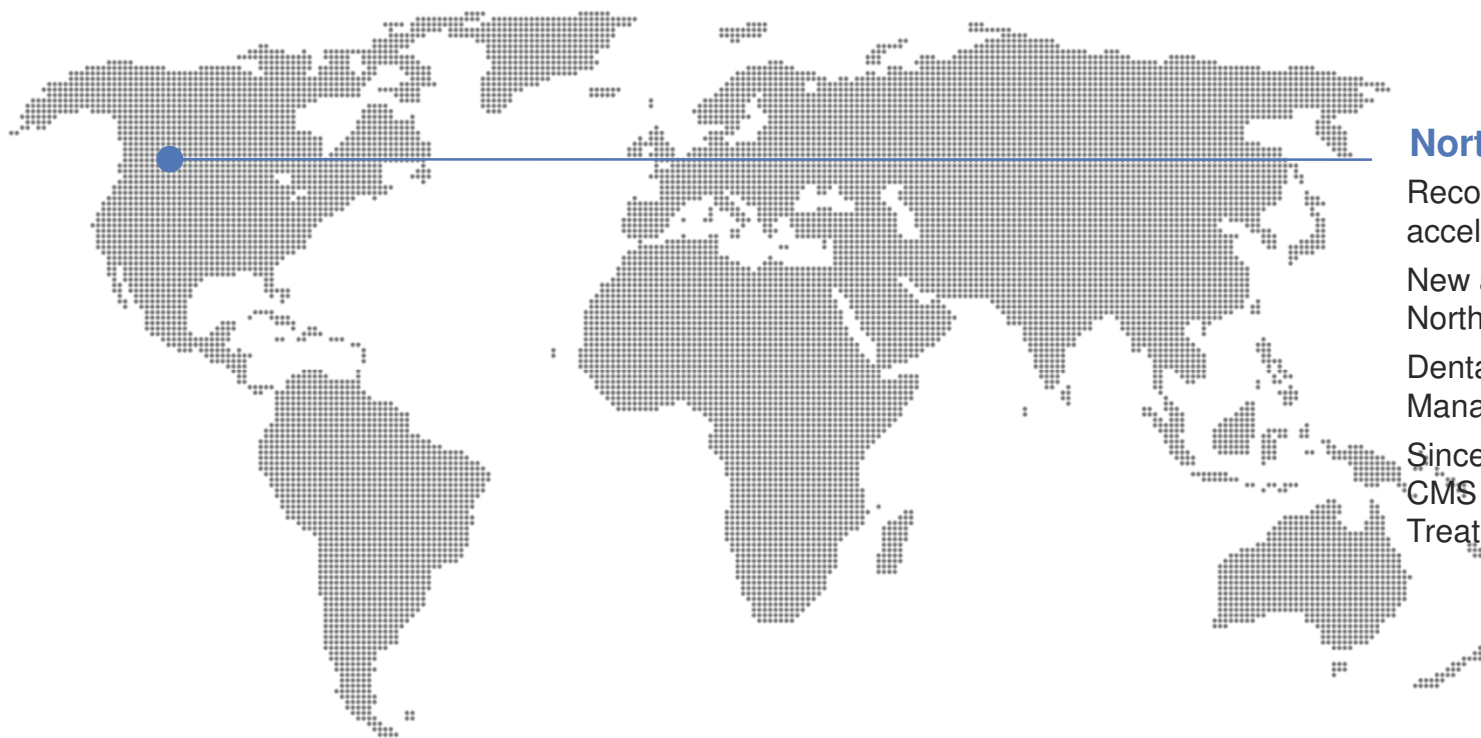
Preparing for SomnoMed France and Germany

Established market leadership position for OAT

Highlights by Region



Highlights by Region



North America

Record unit sales FY 10/11, accelerated in Q4

New and expanded HQ for North America in Dallas/Frisco

Dental/Medical Territory Management

Since January 2011 Medicare CMS ruling for Oral Appliance Treatment (OAT)

- | SomnoMed MATRx - a revolutionary breakthrough in the prediction of efficacy of an oral appliance in a full sleep study setting (PSG)
- | SomnoDent G2 - the next generation of the world's # 1 oral sleep apnea appliance from early 2012

| | |
|-------------------------|----------|
| Sales revenue | > 25% |
| Apnea unit sales | > 32,000 |
| Bruxism unit sales | + 100% |
| SomnoMed Dental Network | > 4,000 |

- | Breakthrough product innovations to be launched in FY12:
- The world's first PSG Remote Controlled Mandibular Positioner
 - 2nd Generation of SomnoDent® Oral Appliance Technology

SomnoMed®...

The time is now...

Thank-you



Contacts:

Chairman

Dr Peter Neustadt

Chief Executive Officer

Mr Ralf Barschow

Address

Level 3,
20 Clarke Street
Crows Nest NSW 2065
Australia

Telephone

+61 (0)2 9467 0400

Website

www.somnomed.com.au