



Cromwell

PROPERTY GROUP

Extraordinary General Meeting

Important Information & Disclaimer



This presentation including its appendices ("Presentation") is dated 12 July 2013 and has been prepared by the Cromwell Property Group, which comprises Cromwell Corporation Limited (ACN 001 056 980) and Cromwell Property Securities Limited (ACN 079 147 809; AFSL 238052) as responsible entity of the Cromwell Diversified Property Trust (ARSN 102 982 598). Units in the Cromwell Diversified Property Trust are stapled to shares in Cromwell Corporation Limited. The stapled securities are listed on the ASX (ASX Code: CMW).

The information in this Presentation is subject to change without notice and does not purport to be complete or comprehensive. It does not purport to summarise all information that an investor should consider when making an investment decision. It should be read in conjunction with Cromwell Property Group's other periodic and continuous disclosure announcements lodged with the Australian Securities Exchange, which are available at www.asx.com.au.

The information in this Presentation does not take into account your individual objectives, financial situation or needs. Before making an investment decision, investors should consider, with or without a financial or taxation adviser, the relevant information (including the information in this Presentation) having regard to their own objectives, financial situation and needs. Investors should also seek such financial, legal or tax advice as they deem necessary or consider appropriate for their particular jurisdiction.

Cromwell Property Group does not guarantee any particular rate of return or the performance of Cromwell Property Group nor do they guarantee the repayment of capital from Cromwell Property Group or any particular tax treatment. Past performance information given in this Presentation is given for illustrative purposes only and should not be relied upon as (and is not) an indication of future performance. Actual results could differ materially from those referred to in this Presentation.

This Presentation contains certain "forward looking" statements. Forward looking statements, opinions and

estimates are based on assumptions and contingencies which are subject to change without notice. Forward-looking statements including projections, indications or guidance on future earnings or financial position and estimates are provided as a general guide only and should not be relied upon as an indication or guarantee of future performance.

There can be no assurance that actual outcomes will not differ materially from these statements. To the fullest extent permitted by law, Cromwell Property Group and its directors, officers, employees, advisers, agents and intermediaries disclaim any obligation or undertaking to release any updates or revisions to the information to reflect any change in expectations or assumptions.

The information in this Presentation has been obtained from or based on sources believed by Cromwell Property Group to be reliable. To the maximum extent permitted by law, Cromwell Property Group, their officers, employee, agents and advisors do not make any warranty, express or implied, as to the currency, accuracy, reliability or completeness of the information in this Presentation and disclaim all responsibility and liability for the information (including, without limitation, liability for negligence).

Cromwell Corporation Limited is not licensed to provide financial product advice in respect of Cromwell Property Group securities. To the extent that general financial product advice in respect of Cromwell Property Group stapled securities is provided in this Presentation, it is provided by Cromwell Property Securities Limited. Cromwell Property Securities Limited and its related bodies corporate, and their associates, will not receive any remuneration or benefits in connection with that advice. Directors and employees of Cromwell Property Securities Limited do not receive specific payments of commissions for the authorised services provided under its Australian Financial Services Licence. They do receive salaries and may also be entitled to receive bonuses, depending upon performance. Cromwell Property Securities Limited is a wholly owned subsidiary of Cromwell Corporation Limited.

This Presentation is for information purposes only. This Presentation does not constitute an offer to sell, or the solicitation of an offer to buy, any securities in the United States or to any 'US person' (as defined in Regulation S under the US Securities Act of 1933, as amended ("Securities Act") ("US Person")). Cromwell Property Group stapled securities have not been, and will not be, registered under the Securities Act or the securities laws of any state or other jurisdiction of the United States, and may not be offered or sold in the United States or to any US Person without being so registered or pursuant to an exemption from registration.

NOT FOR DISTRIBUTION OR RELEASE IN THE UNITED STATES OR TO US PERSONS OR PERSONS ACTING FOR THE ACCOUNT OR BENEFIT OF US PERSONS.

Meeting Agenda



- Opening Address
- Item of Business for Cromwell Property Group
- Voting



Opening Address

Mr Paul Weightman

Voting Cards



Yellow Card
Voting Card


Blue Card
Non-voting attendee card

White Card
Visitor


NSW Portfolio – Sydney CBD Assets



Building Metrics	Symantec House
Asset Quality	A-Grade
Ownership Interest	71 yr leasehold
Rental Growth	80% NLA fixed at avg. of 4.1%
NLA	21,107sqm
Car Parks	145
Major Tenants	Symantec, Sydney Ports, HLB Mann Judd, Australian Wealth Management
Occupancy	94.2%
WALE (by income)	3.9 years




Building Metrics	McKell Building
Asset Quality	B-Grade
Ownership Interest	100% freehold
Rental Growth	Biannual Mkt. (8%max, 0%min)
NLA	25,251sqm
Car Parks	35
Major Tenant	Government Property NSW (100%)
Occupancy	100%
WALE (by income)	15.0 years



Building Metrics	Bligh House
Asset Quality	B-grade
Ownership Interest	100% freehold
Rental Growth	Biannual Mkt. (8%max, 0%min)
NLA	9,964sqm
Car Parks	21
Major Tenant	Government Property NSW (95%)
Occupancy	100%
WALE (by income)	4.9 years

NSW Portfolio – Regional Assets



Building Metrics	1. Station St, Penrith	2. Crown St, Wollongong	3. Farrer Place, Quambeyan	4. Bull St, Newcastle
Asset Quality	A-grade	B-grade	A-grade	B-grade
Ownership Interest	100% freehold	100% freehold	100% freehold	100% freehold
Rental Growth	Biannual Market Review (8% max and 0% min)	Biannual Market Review (8% max and 0% min)	Biannual Market Review (8% max and 0% min)	Biannual Market Review (8% max and 0% min)
NLA	8,437sqm	9,070sqm	6,300sqm	6,236sqm
Car Parks	121	144	109	132
Major Tenant	Government Property NSW (100%)	Government Property NSW (99%)	Government Property NSW (100%)	Government Property NSW (100%)
Occupancy	100%	100%	100%	100%
WALE (by income)	15.0 years	14.9 years	15.0 years	15.0 years
NABERS Energy Rating	4.5	4.5	4.5	4.5

Health & Forestry House, Brisbane



Building Metrics	Forestry House
Address	146-160 Mary Street, Brisbane
Sector:	Commercial
Land Area	1,609sqm
NLA	13,256sqm
Major Tenant	QLD Government
Occupancy	100%
WALT	2.0 years
NABERS	4 Stars



Building Metrics	Health House
Address	147-163 Charlotte Street, Brisbane
Sector:	Commercial
Land Area	1,840sqm
NLA	13,395sqm
Major Tenant	QLD Government
Occupancy	100%
WALT	2.1 years
NABERS	3.5 Stars

Cromwell property portfolio



PROPERTY GROUP



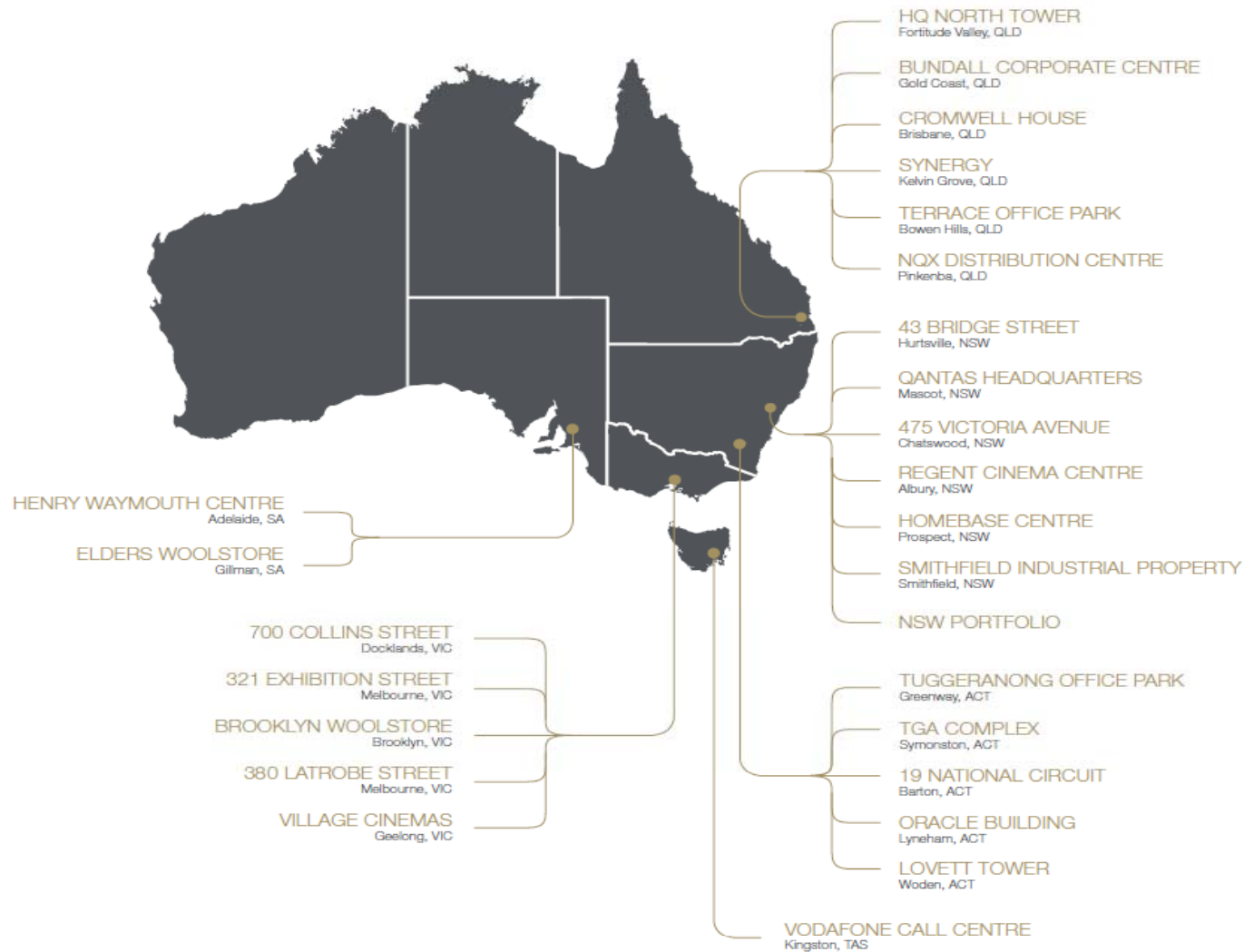
Exhibition St, VIC



HQ North, QLD



Chatswood Towers, NSW



Collins St, VIC



Qantas HQ, NSW



Synergy, QLD

Voting Cards



Yellow Card
Voting Card

Blue Card
Non-voting attendee card

White Card
Visitor



Item of Business for the Group

Item 6



Ratification of the placement of Stapled Securities to new and existing institutional investors that occurred in June 2013 for the purposes of ASX Listing Rule 7.4

"That the issues of 128,023,212 Stapled Securities in Cromwell Property Group to new and existing institutional investors that occurred on 11 June 2013, as described in the Explanatory Memorandum accompanying this Notice of Meeting convening the Meeting, is ratified and approved for the purposes of ASX Listing Rule 7.4 and for all other purposes."

Company	By Number	% of proxies received
For	94,346,463	79.05%
Open	24,150,260	20.24%
Against	849,611	0.71%
Abstain	1,423,020	

Trust	By Value	% of proxies received
For	\$86,647,792	79.05%
Open	\$22,179,599	20.24%
Against	\$780,283	0.71%
Abstain	\$1,306,902	



Questions



Thank you for your time