



Australia's 'New' Nickel

Proactive Investors Forum, Sydney

David Singleton, MD & CEO

9 July 2014

POSEIDONNICKEL

- **The Windarra Nickel Mine**
- **Black Swan Processing Plant & Mine**
- **Nickel Market Boom developing**




Windarra Nickel Project

POSEIDON NICKEL

- **\$100m spent over 6 years**
- **Major Nickel Resource**
- **90% surface infrastructure complete**
- **80% sub surface refurbishment complete**
- **Can deliver ore by December 2014***

Mt Windarra - Operational Site

POSEIDON NICKEL



Black Swan is a major nickel plant and ore body


POSEIDON NICKEL

- Purchasing from Norilsk Nickel
- Australia's largest nickel concentrator outside BHP
- Near new condition facilities installed in 2007
- Closed in 2009 during financial crisis
 - Care & maintenance since then by Norilsk
- Open pit ore body with more than 10 years potential life



The Black Swan Process Plant and open pit resource to be acquired from Norilsk

POSEIDON NICKEL



Poseidon's Nickel Inventory

Windarra Nickel Project Sulphides	Cu Off Grade	Mineral Resource Category (JORC 2004)								
		Indicated			Inferred			TOTAL		
		Tonnes	Ni% Grade	Ni Metal t	Tonnes	Ni% Grade	Ni Metal t	Tonnes	Ni% Grade	Ni Metal t
Mt Windarra	0.75%	1,217,000	1.39	17,100	3,553,000	1.78	63,100	4,770,000	1.68	80,200
South Windarra	0.80%	772,000	0.98	7,500	-	-	-	772,000	0.98	7,500
Cerberus	0.75%	2,773,000	1.25	34,600	1,778,000	1.91	34,000	4,551,000	1.51	68,600
Total Windarra		4,762,000	1.24	59,200	5,331,000	1.82	97,100	10,093,000	1.55	156,300

= 156,300 tonnes nickel

Black Swan more than doubles Poseidon's Nickel Inventory

Note: The information in this report that relates to Mineral Resources is based on information compiled by Mr N Hutchison, General Manager of Geology at Poseidon Nickel, who is a Member of The Australian Institute of Geoscientists and Mr I Glacken who is a Fellow of the Australasian Institute of Mining and Metallurgy as well as a full time employee of Optiro Pty Ltd.

The information in this report that relates to Ore Reserves is based on information compiled by Denis Grubic, who is a Member of The Australasian Institute of Mining and Metallurgy as well as a full time employee of Rock Team Pty Ltd.

Mr Hutchison, Mr Glacken and Mr Grubic all have sufficient experience which is relevant to the style of mineralisation and type of deposits under consideration and to the activity which they are undertaking to qualify as a Competent Person as defined in the 2004 Edition of the 'Australasian Code for Reporting of Exploration Results, Mineral Resources and Ore Reserves' (the JORC Code 2004). Mr Hutchison, Mr Glacken and Mr Grubic have consented to the inclusion in the report of the matters based on his information in the form and context in which it appears.

The Australian Securities Exchange has not reviewed and does not accept responsibility for the accuracy or adequacy of this release.

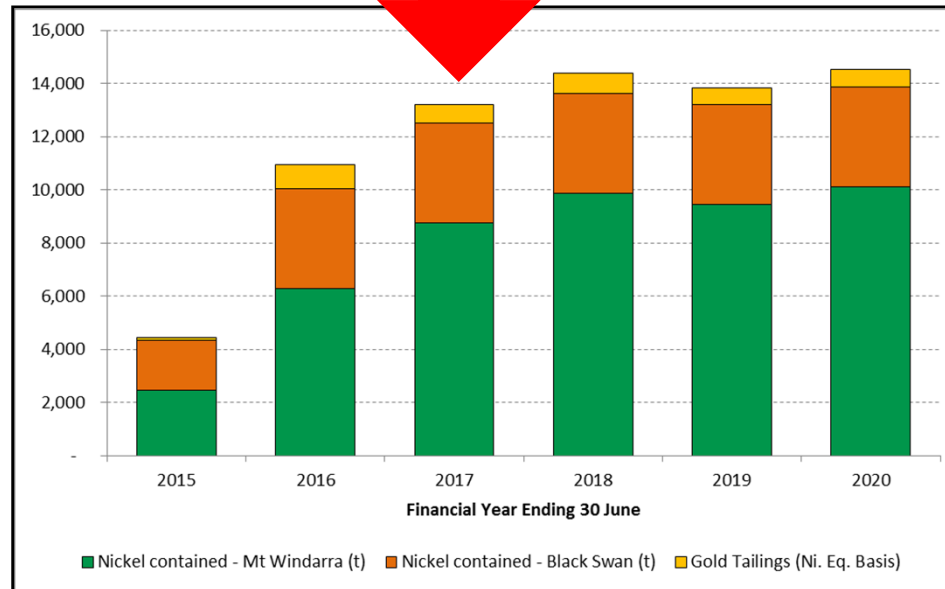
Windarra + Black Swan = Australia's New Nickel



Windarra Ore @ circa 500,000 tpa

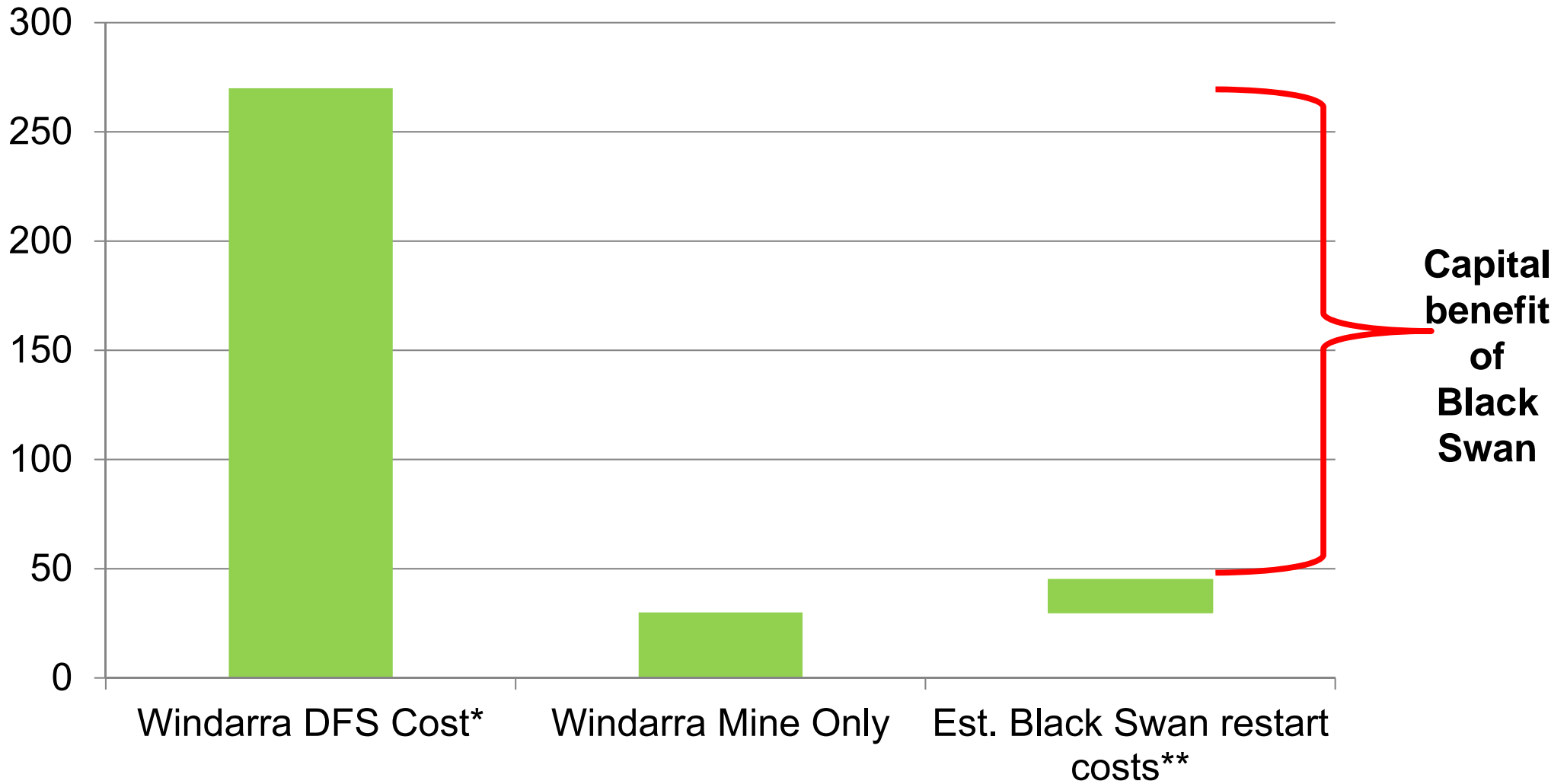


Black Swan Ore @ circa 500,000 tpa



Produce circa 12,000 tonnes nickel p.a.

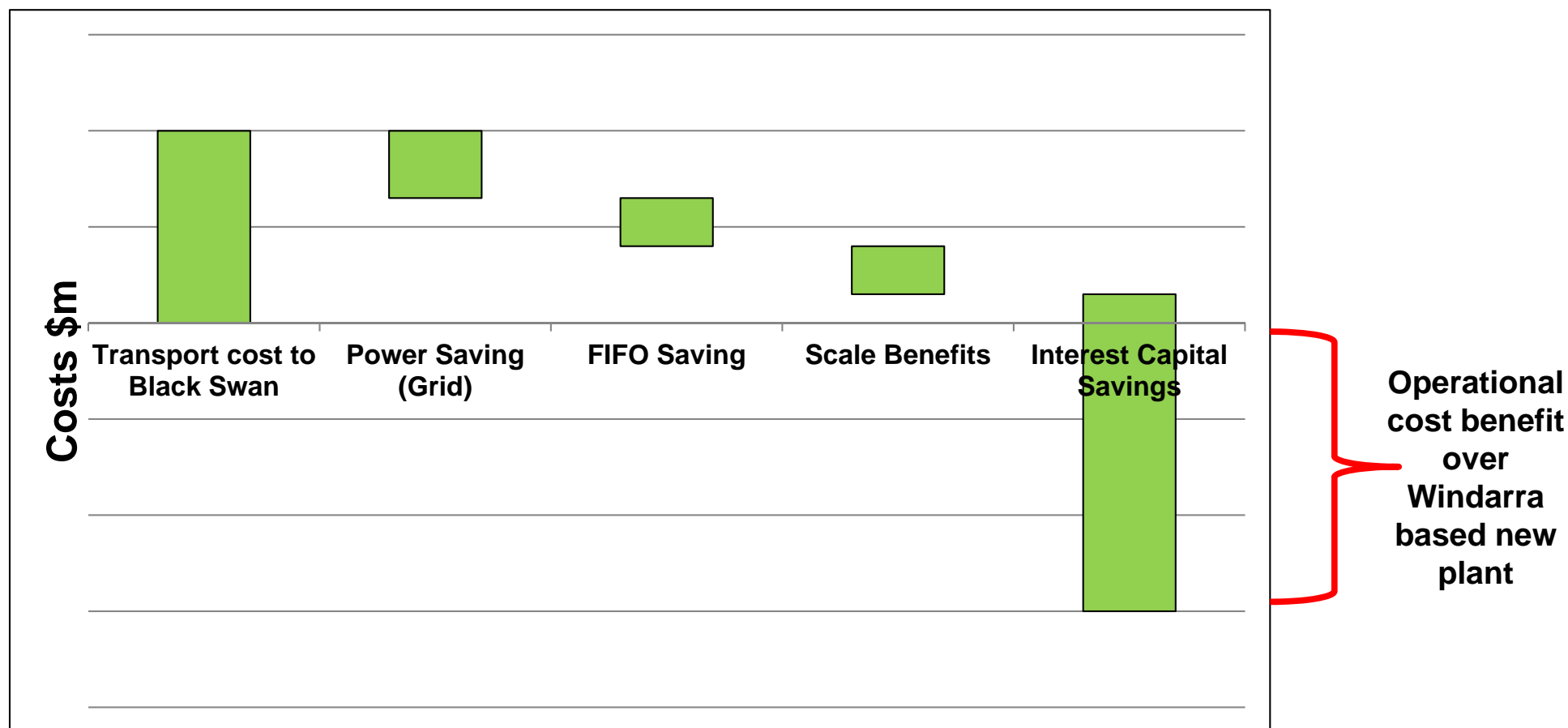
Black Swan reduces Poseidon's initial capital cost by 85%



*Cost includes financing costs, prepaid interest but excludes gold & Cerberus to compare on a like for like basis

**Early estimate for pre-production restart costs for Black Swan for illustrative purposes only

Transporting ore to Black Swan has a strong economic case



*All data on this page is estimated for illustration purposes and has not been verified through a feasibility study. Study has been initiated and results will be published.

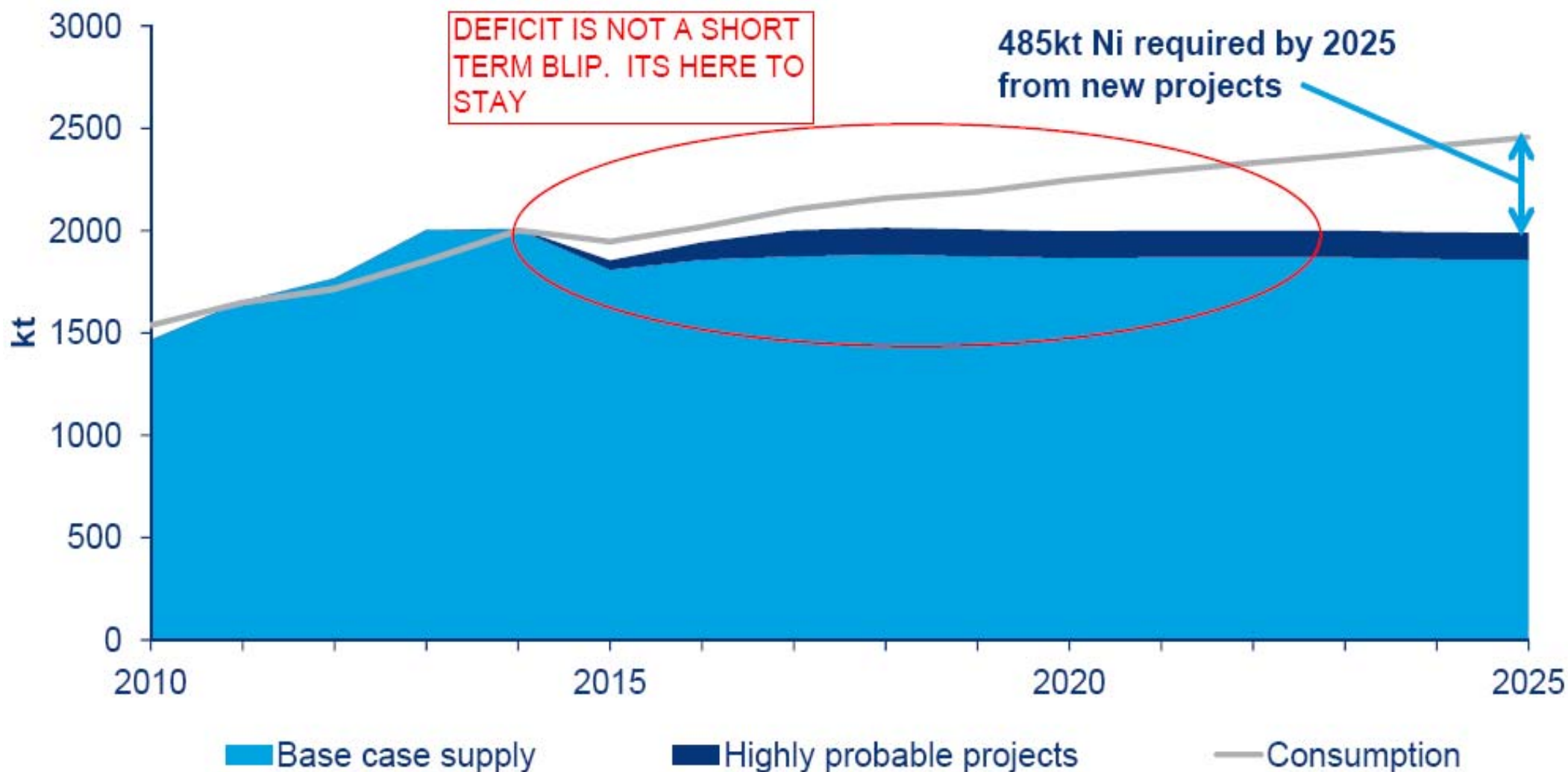
“You ain’t seen nothing yet”

Macquarie Bank 2014

Wood Mackenzie forecast that nickel can stay in deficit to 2025, irrespective of Indonesian outcomes

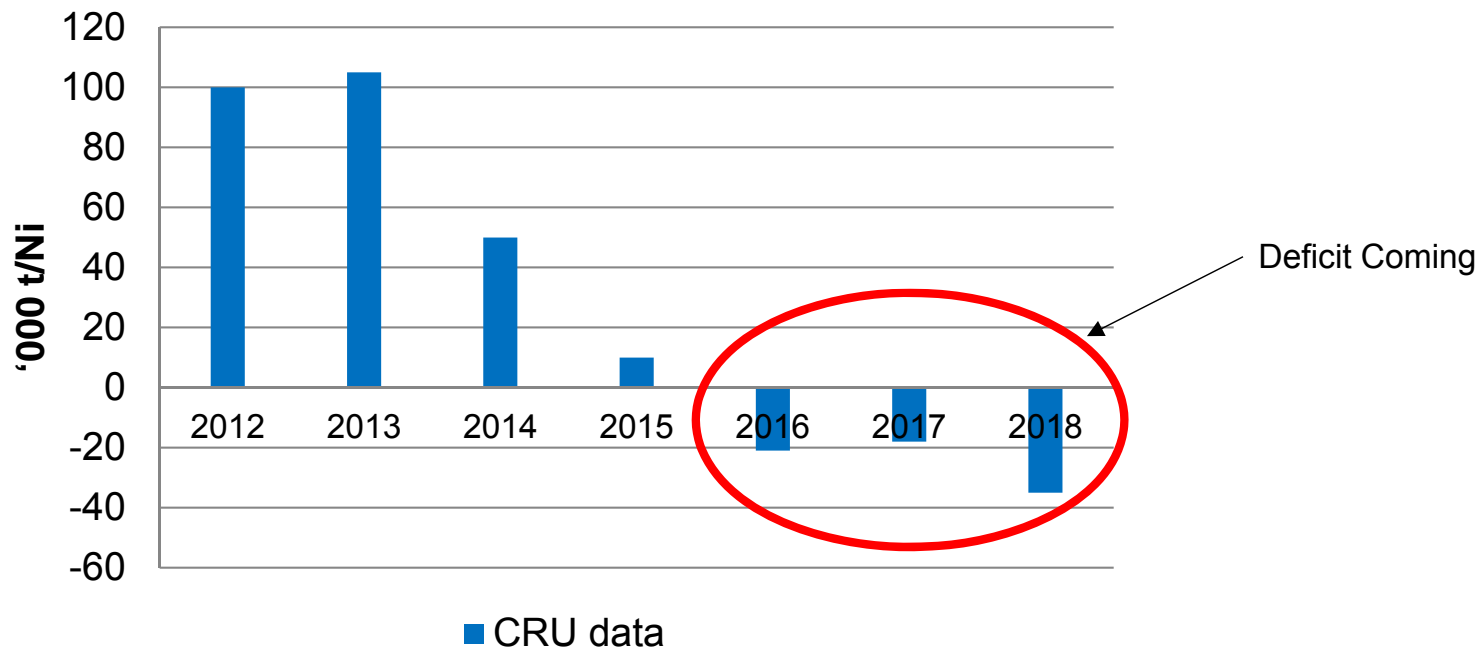
POSEIDON

NICKEL



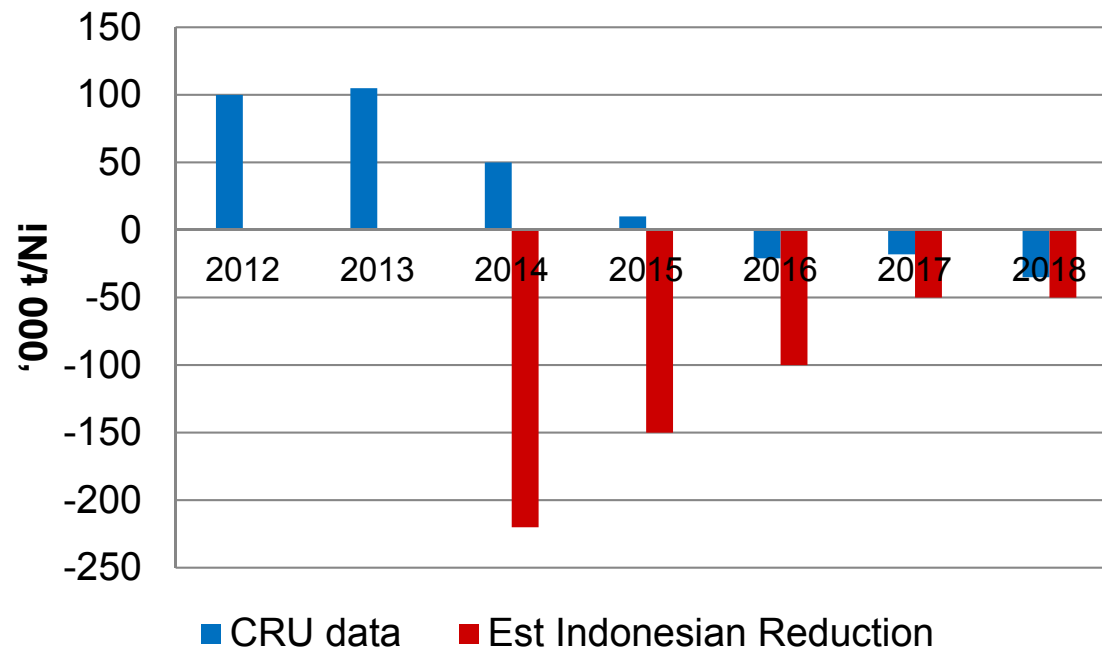
Forecast Nickel deficits including estimated Indonesian impact*

POSEIDON NICKEL



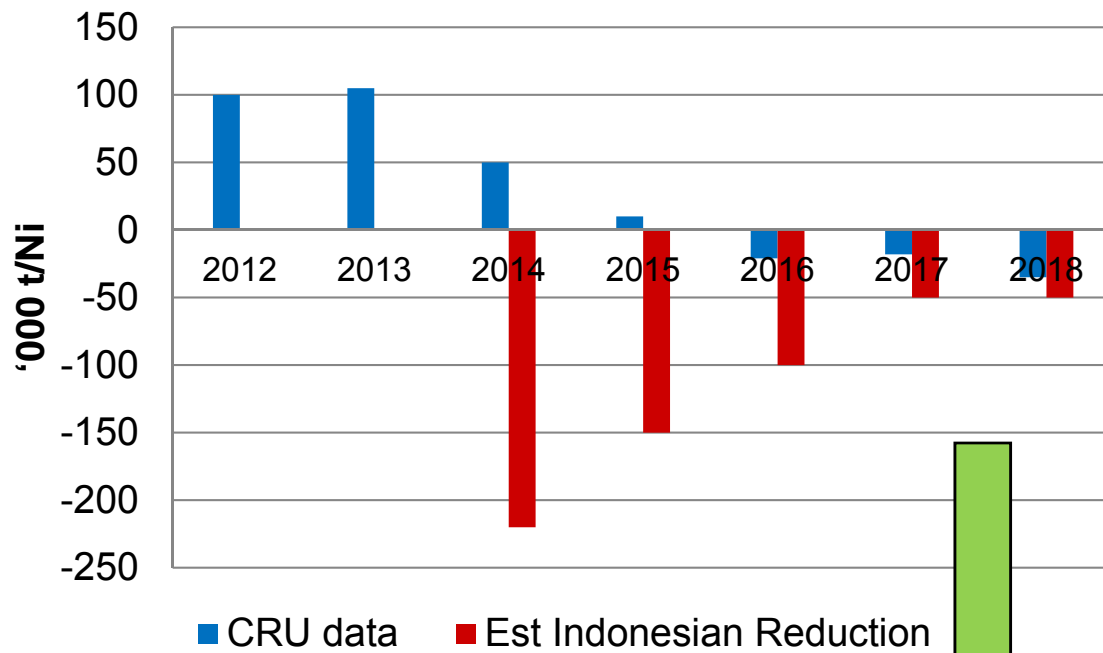
*Poseidon estimated Indonesian Reduction is for illustration purposes only and assumes 100% application in Year 1, which reduces in subsequent years due to construction of NPI capacity in Indonesia and replacement ores from other countries. Pre ban deficit surplus chart from CRU data October 2013.

Forecast Nickel deficits including estimated Indonesian impact*

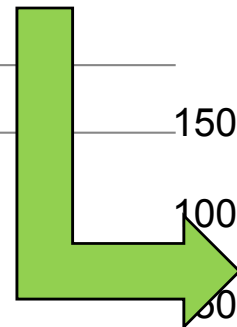


*Poseidon estimated Indonesian Reduction is for illustration purposes only and assumes 100% application in Year 1, which reduces in subsequent years due to construction of NPI capacity in Indonesia and replacement ores from other countries. Pre ban deficit surplus chart from CRU data October 2013.

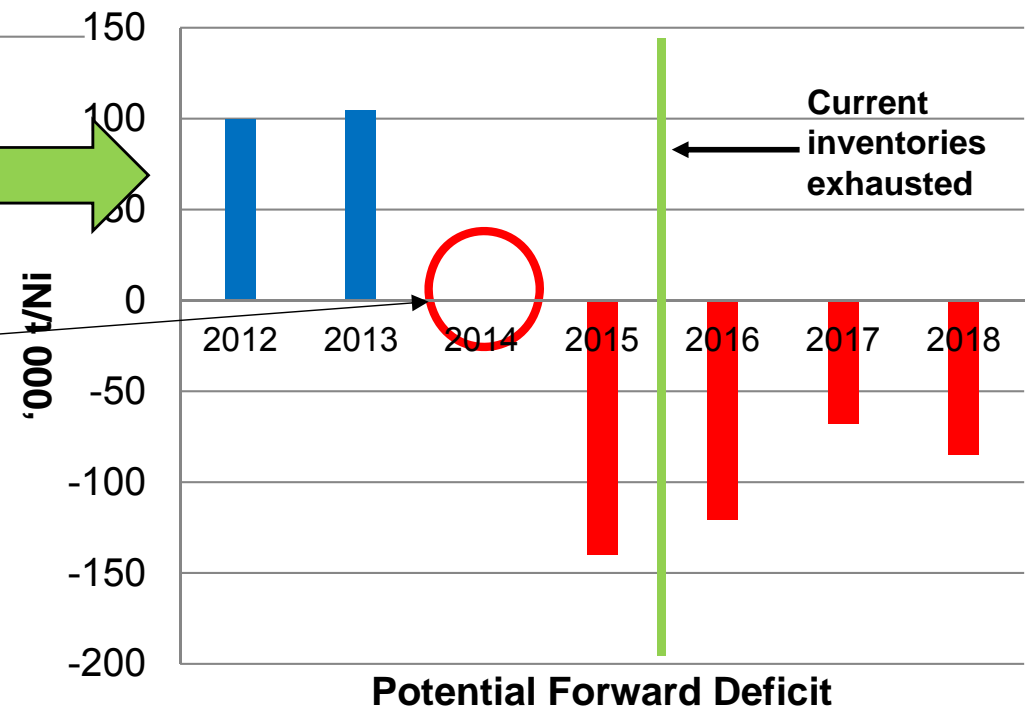
Forecast Nickel deficits including estimated Indonesian impact*



Balance as destocking occurs

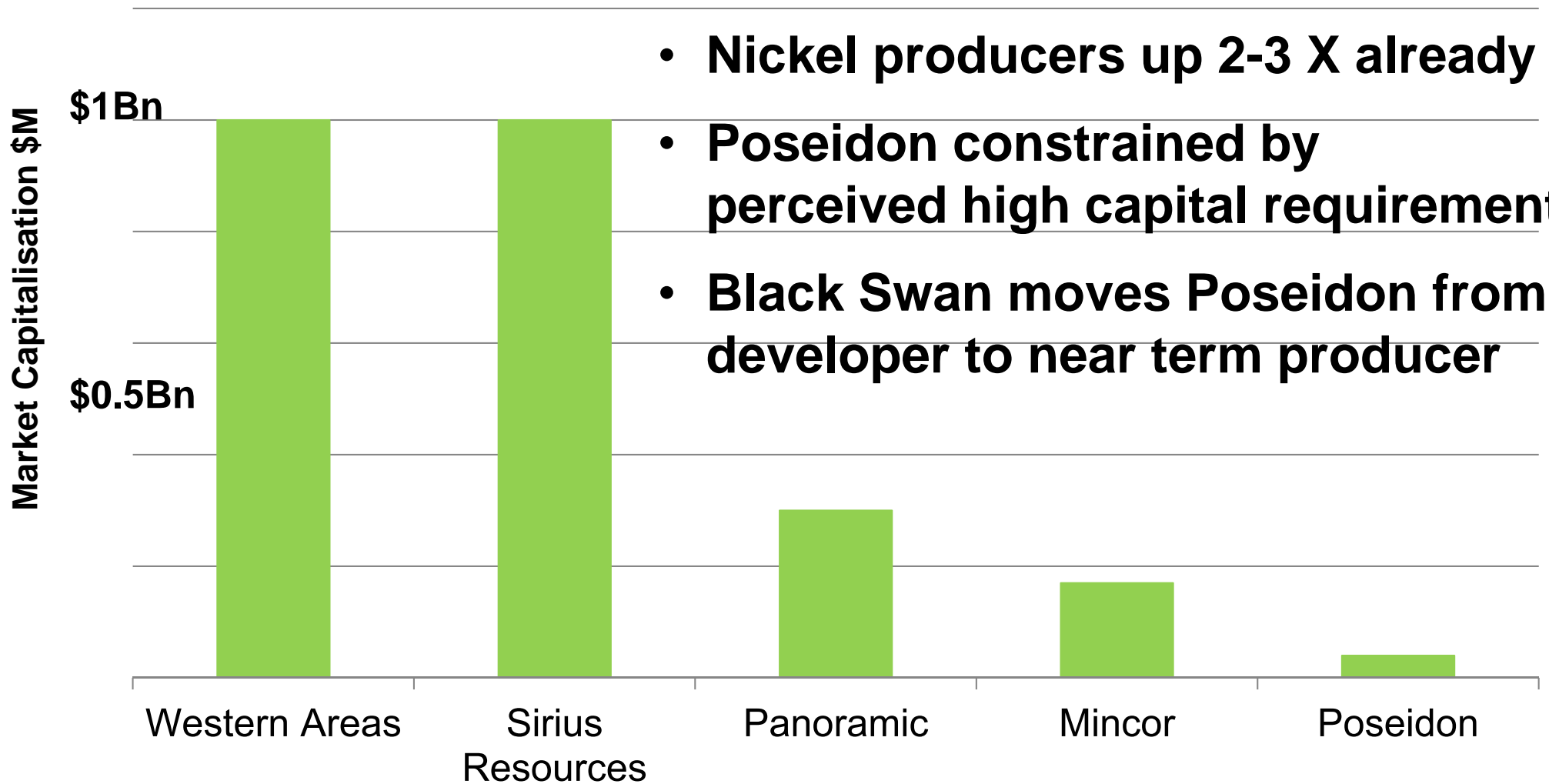


Net Nickel Deficit



*Poseidon estimated Indonesian Reduction is for illustration purposes only and assumes 100% application in Year 1, which reduces in subsequent years due to construction of NPI capacity in Indonesia and replacement ores from other countries. Pre ban deficit surplus chart from CRU data October 2013.

What is the Investment Case?



- Nickel producers up 2-3 X already
- Poseidon constrained by perceived high capital requirement
- Black Swan moves Poseidon from developer to near term producer

Disclaimer

This presentation has been prepared for the purpose of providing general information about Poseidon Nickel Limited ("Poseidon"). It should not be considered as an offer or invitation to subscribe for or purchase any securities in Poseidon or as an inducement to make an offer or invitation with respect to those securities. It is not recommended that any person makes an investment decision in relation to Poseidon in reliance on this presentation material.

This presentation contains forecasts and forward looking statements. Such statements are predictions only based on available data which maybe unreliable and is subject to inherent risks and uncertainties which could cause actual values, results, performances or achievements to differ materially from those expressed, implied or projected in this presentation.

This overview does not purport to be all-inclusive or to contain all information which its recipients may require in order to make an informed assessment of the projects prospects. Each of Poseidon, its officers, employees and advisers expressly disclaims any responsibility for the accuracy or completeness of the material contained in this presentation and excludes all liability for any loss or damage which may be suffered by any person as a consequence of any information in this presentation or any error or omission there from. Poseidon accepts no responsibility to update any person regarding any inaccuracy, omission or change in information in this presentation.



POSEIDONNICKEL