

# Form 603

Corporations Act 2001

Section 671B

## Notice of initial substantial holder

To Company Name/Scheme STEADFAST GROUP LTD

ACN/ARSN ACN 073 659 677

### 1. Details of substantial holder (1)

Name Credit Suisse Holdings (Australia) Limited (on behalf of Credit Suisse Group AG and its affiliates)

ACN/ARSN (if applicable) 008 496 713

The holder became a substantial holder on 15-Sep-2015

### 2. Details of voting power

The total number of votes attached to all the voting shares in the company or voting interests in the scheme that the substantial holder or an associate (2) had a relevant interest (3) in on the date the substantial holder became a substantial holder are as follows:

Class of securities (4)	Number of securities	Persons' votes (5)	Voting power (6)
Common Stock	43,971,090	43,971,090	5.91%

### 3. Details of relevant interests

The nature of the relevant interest the substantial holder or an associate had in the following voting securities on the date the substantial holder became a substantial holder are as follows:

Holder of relevant interest	Nature of relevant interest (7)	Class and number of securities
See Annexure "A"		

### 4. Details of present registered holders

The persons registered as holders of the securities referred to in paragraph 3 above are as follows:

Holder of relevant interest	Registered holder of securities	Person entitled to be registered as holder (8)	Class and number of securities
See Annexure "B"			

### 5. Consideration

The consideration paid for each relevant interest referred to in paragraph 3 above, and acquired in the 4 months prior to the day that the substantial holder became a substantial holder is as follows:

Holder of relevant interest	Date of acquisition	Consideration (9)		Class and number of securities
		Cash	Non-cash	
See Annexure "C"				

**6. Associates**

The reasons the persons named in paragraph 3 above are associates of the substantial holder are as follows:

Name and ACN/ARSN (if applicable)	Nature of association
Credit Suisse Equities (Australia) Limited (ACN 068 232 708)	Related Body Corporate
Credit Suisse (Hong Kong) Limited	Related Body Corporate
Credit Suisse Funds AG	Related Body Corporate

**7. Addresses**

The addresses of persons named in this form are as follows:

Name	Address
Credit Suisse Holdings (Australia) Limited (ACN 008 496 713)	Level 31, Gateway, 1 Macquarie Place, Sydney NSW 2000, Australia
Credit Suisse Equities (Australia) Limited (ACN 068 232 708)	Level 31, Gateway, 1 Macquarie Place, Sydney NSW 2000, Australia
Credit Suisse Fourth Nominees Pty Limited (ACN 069 126 432)	Level 31, Gateway, 1 Macquarie Place, Sydney NSW 2000, Australia
Credit Suisse (Hong Kong) Limited	Level 21, International Commerce Centre, 1 Austin Road West, Kowloon, Hong Kong
Credit Suisse Funds AG	Giesshübelstrasse 30, Zurich, 8045


**Signature**

print name Andrew Farrar

capacity Authorised Signatory

sign here

date 18-Sep-2015



## Annexure "A"

### 3. Details of relevant interests

The nature of the relevant interest the substantial holder or an associate had in the following voting securities on the date the substantial holder became a substantial holder are as follows:

Holder of relevant interest	Nature of relevant interest (7)	Class and number of securities
Credit Suisse Equities (Australia) Limited (ACN 068 232 708)	Holder of securities subject to an obligation to return under a securities lending agreement	41,721,432 Common Stock
Credit Suisse Equities (Australia) Limited (ACN 068 232 708)	Voting rights and right to dispose	1,329,115 Common Stock
Credit Suisse (Hong Kong) Limited	Voting rights and right to dispose	730,630 Common Stock
Credit Suisse Funds AG	Voting rights and right to dispose	189,913 Common Stock

This is Annexure "A" referred to in the Form 603 "Notice of initial substantial holder"

---

**Signature**

Credit Suisse Holdings (Australia) Limited (ACN 008 496 713)

print name

Andrew Farrin

capacity


Authorised Signatory

sign here

date

18-Sep-2015

---



## Annexure "B"

### 4. Details of present registered holders

The persons registered as holders of the securities referred to in paragraph 3 above are as follows:

Holder of relevant interest	Registered holder of securities	Person entitled to be registered as holder (8)	Class and number of securities
Credit Suisse Equities (Australia) Limited (ACN 068 232 708)	CS Fourth Nominees Pty Limited (ACN 069 126 432)	Credit Suisse Equities (Australia) Limited	43,050,547 Common Stock
Credit Suisse (Hong Kong) Limited	HSBC Custody Nominees (Australia) Limited (ACN 003 094 568)	Credit Suisse (Hong Kong) Limited	730,630 Common Stock
Credit Suisse Funds AG	HSBC Custody Nominees (Australia) Limited (ACN 003 094 568)	Credit Suisse Funds AG	189,913 Common Stock

This is Annexure "B" referred to in the Form 603 "Notice of initial substantial holder"

### **Signature**

Credit Suisse Holdings (Australia) Limited (ACN 008 496 713)

print name

Andrew Farran


capacity

Authorised Signatory

sign here

date

18-Sep-2015



## Annexure "C"

### 5. Consideration

The consideration paid for each relevant interest referred to in paragraph 3 above, and acquired in the 4 months prior to the day that the substantial holder became a substantial holder is as follows:

Holder of relevant interest	Date of acquisition	Consideration (9)		Class and number of securities
		Cash	Non-cash	
Credit Suisse (Hong Kong) Limited	18-May-2015	62,229.02 AUD		42,058 Common Stock
Credit Suisse (Hong Kong) Limited	18-May-2015	321.16 AUD		217 Common Stock
Credit Suisse (Hong Kong) Limited	19-May-2015	8,771.67 AUD		-5,922 Common Stock
Credit Suisse (Hong Kong) Limited	19-May-2015	11,592.40 AUD		7,940 Common Stock
Credit Suisse (Hong Kong) Limited	19-May-2015	19,222.67 AUD		13,216 Common Stock
Credit Suisse (Hong Kong) Limited	20-May-2015	26,336.48 AUD		-17,735 Common Stock
Credit Suisse (Hong Kong) Limited	20-May-2015	38,790.41 AUD		26,442 Common Stock
Credit Suisse (Hong Kong) Limited	21-May-2015	26,130.83 AUD		17,650 Common Stock
Credit Suisse (Hong Kong) Limited	21-May-2015	1,099.64 AUD		743 Common Stock
Credit Suisse (Hong Kong) Limited	22-May-2015	64,076.54 AUD		-43,831 Common Stock
Credit Suisse (Hong Kong) Limited	22-May-2015	1,092.21 AUD		-743 Common Stock
Credit Suisse (Hong Kong) Limited	25-May-2015	7,235.11 AUD		-4,941 Common Stock
Credit Suisse (Hong Kong) Limited	25-May-2015	12,524.40 AUD		-8,520 Common Stock
Credit Suisse (Hong Kong) Limited	26-May-2015	15,384.60 AUD		-10,395 Common Stock
Credit Suisse (Hong Kong) Limited	26-May-2015	9,377.59 AUD		6,263 Common Stock
Credit Suisse (Hong Kong) Limited	27-May-2015	3,523.30 AUD		-2,379 Common Stock
Credit Suisse (Hong Kong) Limited	27-May-2015	34,544.28 AUD		23,153 Common Stock
Credit Suisse (Hong Kong) Limited	27-May-2015	7,144.55 AUD		4,795 Common Stock
Credit Suisse (Hong Kong) Limited	28-May-2015	15,822.42 AUD		-10,602 Common Stock
Credit Suisse (Hong Kong) Limited	28-May-2015	28,854.16 AUD		19,614 Common Stock
Credit Suisse (Hong Kong) Limited	28-May-2015	21,504.35 AUD		14,601 Common Stock
Credit Suisse (Hong Kong) Limited	29-May-2015	28,519.47 AUD		19,401 Common Stock
Credit Suisse (Hong Kong) Limited	01-Jun-2015	10,872.00 AUD		-7,248 Common Stock
Credit Suisse (Hong Kong) Limited	01-Jun-2015	6,485.31 AUD		-4,338 Common Stock
Credit Suisse (Hong Kong) Limited	01-Jun-2015	30,653.70 AUD		20,645 Common Stock
Credit Suisse (Hong Kong) Limited	02-Jun-2015	53,289.46 AUD		35,479 Common Stock
Credit Suisse (Hong Kong) Limited	02-Jun-2015	1,741.27 AUD		1,161 Common Stock

Credit Suisse (Hong Kong) Limited	03-Jun-2015	87,017.36 AUD		-58,503 Common Stock
Credit Suisse (Hong Kong) Limited	03-Jun-2015	6,547.06 AUD		-4,394 Common Stock
Credit Suisse (Hong Kong) Limited	03-Jun-2015	11,434.26 AUD		-7,674 Common Stock
Credit Suisse (Hong Kong) Limited	03-Jun-2015	51,142.76 AUD		-34,324 Common Stock
Credit Suisse (Hong Kong) Limited	03-Jun-2015	11,090.78 AUD		-7,460 Common Stock
Credit Suisse (Hong Kong) Limited	03-Jun-2015	1,725.48 AUD		1,161 Common Stock
Credit Suisse (Hong Kong) Limited	03-Jun-2015	56,751.95 AUD		38,086 Common Stock
Credit Suisse (Hong Kong) Limited	04-Jun-2015	47,790.94 AUD		-32,096 Common Stock
Credit Suisse (Hong Kong) Limited	04-Jun-2015	1,976.66 AUD		1,310 Common Stock
Credit Suisse (Hong Kong) Limited	04-Jun-2015	76,279.90 AUD		50,403 Common Stock
Credit Suisse (Hong Kong) Limited	05-Jun-2015	48,016.35 AUD		31,482 Common Stock
Credit Suisse (Hong Kong) Limited	09-Jun-2015	12,850.51 AUD		-8,639 Common Stock
Credit Suisse (Hong Kong) Limited	09-Jun-2015	26,704.84 AUD		17,453 Common Stock
Credit Suisse (Hong Kong) Limited	10-Jun-2015	15,362.61 AUD		10,101 Common Stock
Credit Suisse (Hong Kong) Limited	11-Jun-2015	2,746.35 AUD		-1,795 Common Stock
Credit Suisse (Hong Kong) Limited	11-Jun-2015	6,513.28 AUD		-4,271 Common Stock
Credit Suisse (Hong Kong) Limited	11-Jun-2015	17,883.08 AUD		11,432 Common Stock
Credit Suisse (Hong Kong) Limited	12-Jun-2015	5,366.54 AUD		-3,554 Common Stock
Credit Suisse (Hong Kong) Limited	12-Jun-2015	28,232.47 AUD		-18,697 Common Stock
Credit Suisse (Hong Kong) Limited	12-Jun-2015	32,387.84 AUD		20,963 Common Stock
Credit Suisse (Hong Kong) Limited	12-Jun-2015	23,808.23 AUD		15,379 Common Stock
Credit Suisse (Hong Kong) Limited	15-Jun-2015	10,572.40 AUD		-6,940 Common Stock
Credit Suisse (Hong Kong) Limited	15-Jun-2015	7,855.25 AUD		5,082 Common Stock
Credit Suisse (Hong Kong) Limited	15-Jun-2015	11,830.28 AUD		7,682 Common Stock
Credit Suisse (Hong Kong) Limited	15-Jun-2015	2,492.09 AUD		1,613 Common Stock
Credit Suisse (Hong Kong) Limited	16-Jun-2015	12,247.56 AUD		-7,851 Common Stock
Credit Suisse (Hong Kong) Limited	16-Jun-2015	20,392.14 AUD		-13,061 Common Stock
Credit Suisse (Hong Kong) Limited	16-Jun-2015	13,159.79 AUD		8,505 Common Stock
Credit Suisse (Hong Kong) Limited	16-Jun-2015	19,321.24 AUD		12,479 Common Stock
Credit Suisse (Hong Kong) Limited	16-Jun-2015	15,953.67 AUD		10,300 Common Stock
Credit Suisse (Hong Kong) Limited	17-Jun-2015	24,441.60 AUD		15,711 Common Stock
Credit Suisse (Hong Kong) Limited	17-Jun-2015	2,797.75 AUD		1,805 Common Stock
Credit Suisse (Hong Kong) Limited	17-Jun-2015	23,866.90 AUD		15,398 Common Stock
Credit Suisse (Hong Kong) Limited	18-Jun-2015	1,980.40 AUD		1,261 Common Stock

Credit Suisse (Hong Kong) Limited	18-Jun-2015	14,596.63 AUD		9,273 Common Stock
Credit Suisse (Hong Kong) Limited	19-Jun-2015	2,367.80 AUD		1,476 Common Stock
Credit Suisse (Hong Kong) Limited	19-Jun-2015	129,907.96 AUD		80,990 Common Stock
Credit Suisse (Hong Kong) Limited	22-Jun-2015	6,471.91 AUD		-4,162 Common Stock
Credit Suisse (Hong Kong) Limited	22-Jun-2015	35,563.18 AUD		22,026 Common Stock
Credit Suisse (Hong Kong) Limited	22-Jun-2015	31,659.96 AUD		19,628 Common Stock
Credit Suisse (Hong Kong) Limited	22-Jun-2015	24,243.00 AUD		15,000 Common Stock
Credit Suisse (Hong Kong) Limited	22-Jun-2015	26,006.39 AUD		16,115 Common Stock
Credit Suisse (Hong Kong) Limited	23-Jun-2015	79,412.09 AUD		-50,446 Common Stock
Credit Suisse (Hong Kong) Limited	23-Jun-2015	23,180.85 AUD		-14,718 Common Stock
Credit Suisse (Hong Kong) Limited	23-Jun-2015	114,249.48 AUD		70,848 Common Stock
Credit Suisse (Hong Kong) Limited	23-Jun-2015	37,255.90 AUD		23,103 Common Stock
Credit Suisse (Hong Kong) Limited	24-Jun-2015	305,399.16 AUD		-188,518 Common Stock
Credit Suisse (Hong Kong) Limited	24-Jun-2015	59,645.64 AUD		-36,930 Common Stock
Credit Suisse (Hong Kong) Limited	24-Jun-2015	24,300.00 AUD		-15,000 Common Stock
Credit Suisse (Hong Kong) Limited	24-Jun-2015	57,182.60 AUD		-35,650 Common Stock
Credit Suisse (Hong Kong) Limited	24-Jun-2015	37,561.35 AUD		23,065 Common Stock
Credit Suisse (Hong Kong) Limited	24-Jun-2015	6,482.61 AUD		4,014 Common Stock
Credit Suisse (Hong Kong) Limited	24-Jun-2015	18,071.03 AUD		11,122 Common Stock
Credit Suisse (Hong Kong) Limited	25-Jun-2015	14,126.41 AUD		-8,747 Common Stock
Credit Suisse (Hong Kong) Limited	25-Jun-2015	7,622.88 AUD		4,691 Common Stock
Credit Suisse (Hong Kong) Limited	25-Jun-2015	111,827.15 AUD		68,711 Common Stock
Credit Suisse (Hong Kong) Limited	25-Jun-2015	6,550.38 AUD		4,031 Common Stock
Credit Suisse (Hong Kong) Limited	26-Jun-2015	1,395.87 AUD		-867 Common Stock
Credit Suisse (Hong Kong) Limited	26-Jun-2015	13,065.76 AUD		-8,128 Common Stock
Credit Suisse (Hong Kong) Limited	26-Jun-2015	23,909.30 AUD		-14,881 Common Stock
Credit Suisse (Hong Kong) Limited	26-Jun-2015	87,959.20 AUD		54,793 Common Stock
Credit Suisse (Hong Kong) Limited	26-Jun-2015	20,836.24 AUD		12,949 Common Stock
Credit Suisse (Hong Kong) Limited	29-Jun-2015	49,234.15 AUD		-30,205 Common Stock
Credit Suisse (Hong Kong) Limited	29-Jun-2015	67,705.11 AUD		42,971 Common Stock
Credit Suisse (Hong Kong) Limited	29-Jun-2015	28,719.79 AUD		18,229 Common Stock
Credit Suisse (Hong Kong) Limited	29-Jun-2015	32,692.79 AUD		20,731 Common Stock
Credit Suisse (Hong Kong) Limited	30-Jun-2015	28,070.74 AUD		-17,234 Common Stock
Credit Suisse (Hong Kong) Limited	30-Jun-2015	66,286.16 AUD		41,123 Common Stock

Credit Suisse (Hong Kong) Limited	30-Jun-2015	6,528.62 AUD		4,119 Common Stock
Credit Suisse (Hong Kong) Limited	01-Jul-2015	6,466.13 AUD		-4,054 Common Stock
Credit Suisse (Hong Kong) Limited	01-Jul-2015	6,513.84 AUD		3,984 Common Stock
Credit Suisse (Hong Kong) Limited	02-Jul-2015	23,433.17 AUD		-14,833 Common Stock
Credit Suisse (Hong Kong) Limited	02-Jul-2015	1,823.18 AUD		1,095 Common Stock
Credit Suisse (Hong Kong) Limited	03-Jul-2015	59,189.96 AUD		-37,119 Common Stock
Credit Suisse (Hong Kong) Limited	03-Jul-2015	44,505.84 AUD		-28,067 Common Stock
Credit Suisse (Hong Kong) Limited	03-Jul-2015	28,824.03 AUD		17,535 Common Stock
Credit Suisse (Hong Kong) Limited	06-Jul-2015	28,516.85 AUD		-17,495 Common Stock
Credit Suisse (Hong Kong) Limited	06-Jul-2015	13,008.60 AUD		-8,030 Common Stock
Credit Suisse (Hong Kong) Limited	06-Jul-2015	104,051.04 AUD		64,233 Common Stock
Credit Suisse (Hong Kong) Limited	06-Jul-2015	36,550.73 AUD		22,684 Common Stock
Credit Suisse (Hong Kong) Limited	07-Jul-2015	125,968.91 AUD		-75,435 Common Stock
Credit Suisse (Hong Kong) Limited	07-Jul-2015	180,901.47 AUD		-107,930 Common Stock
Credit Suisse (Hong Kong) Limited	07-Jul-2015	25,204.16 AUD		15,345 Common Stock
Credit Suisse (Hong Kong) Limited	08-Jul-2015	71,091.04 AUD		-43,143 Common Stock
Credit Suisse (Hong Kong) Limited	08-Jul-2015	9,208.32 AUD		5,632 Common Stock
Credit Suisse (Hong Kong) Limited	08-Jul-2015	3,193.03 AUD		1,954 Common Stock
Credit Suisse (Hong Kong) Limited	09-Jul-2015	17,737.85 AUD		-10,973 Common Stock
Credit Suisse (Hong Kong) Limited	09-Jul-2015	131,818.73 AUD		-81,571 Common Stock
Credit Suisse (Hong Kong) Limited	09-Jul-2015	39,678.78 AUD		-24,537 Common Stock
Credit Suisse (Hong Kong) Limited	09-Jul-2015	43,923.75 AUD		27,030 Common Stock
Credit Suisse (Hong Kong) Limited	09-Jul-2015	22,613.50 AUD		13,916 Common Stock
Credit Suisse (Hong Kong) Limited	10-Jul-2015	36,600.18 AUD		-22,290 Common Stock
Credit Suisse (Hong Kong) Limited	10-Jul-2015	42,385.35 AUD		26,109 Common Stock
Credit Suisse (Hong Kong) Limited	10-Jul-2015	14,030.71 AUD		8,662 Common Stock
Credit Suisse (Hong Kong) Limited	13-Jul-2015	34,553.80 AUD		-21,108 Common Stock
Credit Suisse (Hong Kong) Limited	13-Jul-2015	35,250.99 AUD		21,834 Common Stock
Credit Suisse (Hong Kong) Limited	13-Jul-2015	83,222.35 AUD		51,198 Common Stock
Credit Suisse (Hong Kong) Limited	14-Jul-2015	94,763.60 AUD		-58,478 Common Stock
Credit Suisse (Hong Kong) Limited	14-Jul-2015	42,482.95 AUD		-26,237 Common Stock
Credit Suisse (Hong Kong) Limited	14-Jul-2015	26,552.27 AUD		-16,361 Common Stock
Credit Suisse (Hong Kong) Limited	14-Jul-2015	14,030.56 AUD		8,537 Common Stock
Credit Suisse (Hong Kong) Limited	14-Jul-2015	107,904.03 AUD		65,683 Common Stock



Credit Suisse (Hong Kong) Limited	15-Jul-2015	26,598.00 AUD		-16,368 Common Stock
Credit Suisse (Hong Kong) Limited	15-Jul-2015	17,574.07 AUD		10,671 Common Stock
Credit Suisse (Hong Kong) Limited	16-Jul-2015	7,828.35 AUD		-4,835 Common Stock
Credit Suisse (Hong Kong) Limited	16-Jul-2015	79,737.96 AUD		-48,889 Common Stock
Credit Suisse (Hong Kong) Limited	16-Jul-2015	13,605.99 AUD		8,309 Common Stock
Credit Suisse (Hong Kong) Limited	16-Jul-2015	18,556.04 AUD		11,257 Common Stock
Credit Suisse (Hong Kong) Limited	17-Jul-2015	5,620.38 AUD		-3,396 Common Stock
Credit Suisse (Hong Kong) Limited	17-Jul-2015	7,369.60 AUD		-4,486 Common Stock
Credit Suisse (Hong Kong) Limited	17-Jul-2015	18,044.98 AUD		11,093 Common Stock
Credit Suisse (Hong Kong) Limited	17-Jul-2015	10,850.09 AUD		6,670 Common Stock
Credit Suisse (Hong Kong) Limited	17-Jul-2015	6,753.50 AUD		4,156 Common Stock
Credit Suisse (Hong Kong) Limited	20-Jul-2015	17,869.50 AUD		-10,830 Common Stock
Credit Suisse (Hong Kong) Limited	20-Jul-2015	28,589.24 AUD		-17,351 Common Stock
Credit Suisse (Hong Kong) Limited	20-Jul-2015	4,669.52 AUD		2,881 Common Stock
Credit Suisse (Hong Kong) Limited	20-Jul-2015	7,212.59 AUD		4,466 Common Stock
Credit Suisse (Hong Kong) Limited	20-Jul-2015	8,617.96 AUD		5,324 Common Stock
Credit Suisse (Hong Kong) Limited	21-Jul-2015	36,174.98 AUD		-22,023 Common Stock
Credit Suisse (Hong Kong) Limited	21-Jul-2015	24,465.69 AUD		15,165 Common Stock
Credit Suisse (Hong Kong) Limited	21-Jul-2015	56,754.57 AUD		35,177 Common Stock
Credit Suisse (Hong Kong) Limited	21-Jul-2015	6,789.37 AUD		4,217 Common Stock
Credit Suisse (Hong Kong) Limited	22-Jul-2015	36,982.07 AUD		-22,619 Common Stock
Credit Suisse (Hong Kong) Limited	22-Jul-2015	11,839.14 AUD		7,446 Common Stock
Credit Suisse (Hong Kong) Limited	22-Jul-2015	48,499.75 AUD		30,634 Common Stock
Credit Suisse (Hong Kong) Limited	22-Jul-2015	55,661.41 AUD		34,904 Common Stock
Credit Suisse (Hong Kong) Limited	23-Jul-2015	10,410.56 AUD		-6,437 Common Stock
Credit Suisse (Hong Kong) Limited	23-Jul-2015	56,175.44 AUD		35,009 Common Stock
Credit Suisse (Hong Kong) Limited	23-Jul-2015	6,763.86 AUD		4,254 Common Stock
Credit Suisse (Hong Kong) Limited	24-Jul-2015	16,774.12 AUD		-10,420 Common Stock
Credit Suisse (Hong Kong) Limited	27-Jul-2015	69,505.16 AUD		-43,187 Common Stock
Credit Suisse (Hong Kong) Limited	27-Jul-2015	27,057.54 AUD		-17,071 Common Stock
Credit Suisse (Hong Kong) Limited	27-Jul-2015	1,405.20 AUD		881 Common Stock
Credit Suisse (Hong Kong) Limited	28-Jul-2015	67,006.43 AUD		-41,785 Common Stock
Credit Suisse (Hong Kong) Limited	28-Jul-2015	86,751.40 AUD		54,393 Common Stock
Credit Suisse (Hong Kong) Limited	29-Jul-2015	6,812.25 AUD		-4,271 Common Stock

Credit Suisse (Hong Kong) Limited	29-Jul-2015	6,257.72 AUD		-3,929 Common Stock
Credit Suisse (Hong Kong) Limited	29-Jul-2015	4,587.15 AUD		2,885 Common Stock
Credit Suisse (Hong Kong) Limited	29-Jul-2015	16,763.76 AUD		10,530 Common Stock
Credit Suisse (Hong Kong) Limited	30-Jul-2015	3,964.66 AUD		-2,479 Common Stock
Credit Suisse (Hong Kong) Limited	30-Jul-2015	278.40 AUD		-174 Common Stock
Credit Suisse (Hong Kong) Limited	30-Jul-2015	1.61 AUD		-1 Common Stock
Credit Suisse (Hong Kong) Limited	30-Jul-2015	7,257.18 AUD		4,413 Common Stock
Credit Suisse (Hong Kong) Limited	31-Jul-2015	6,649.44 AUD		-4,176 Common Stock
Credit Suisse (Hong Kong) Limited	31-Jul-2015	7,400.80 AUD		-4,640 Common Stock
Credit Suisse (Hong Kong) Limited	31-Jul-2015	19,361.60 AUD		-12,101 Common Stock
Credit Suisse (Hong Kong) Limited	31-Jul-2015	53,699.62 AUD		32,880 Common Stock
Credit Suisse (Hong Kong) Limited	31-Jul-2015	37,697.97 AUD		23,156 Common Stock
Credit Suisse (Hong Kong) Limited	03-Aug-2015	174,141.66 AUD		105,158 Common Stock
Credit Suisse (Hong Kong) Limited	03-Aug-2015	121,583.83 AUD		73,283 Common Stock
Credit Suisse (Hong Kong) Limited	04-Aug-2015	15,285.06 AUD		-9,546 Common Stock
Credit Suisse (Hong Kong) Limited	04-Aug-2015	142,057.48 AUD		85,197 Common Stock
Credit Suisse (Hong Kong) Limited	04-Aug-2015	3,152.60 AUD		1,893 Common Stock
Credit Suisse (Hong Kong) Limited	04-Aug-2015	6,879.78 AUD		4,132 Common Stock
Credit Suisse (Hong Kong) Limited	05-Aug-2015	27,937.86 AUD		-16,999 Common Stock
Credit Suisse (Hong Kong) Limited	05-Aug-2015	109,397.77 AUD		-66,955 Common Stock
Credit Suisse (Hong Kong) Limited	05-Aug-2015	4,319.01 AUD		2,594 Common Stock
Credit Suisse (Hong Kong) Limited	06-Aug-2015	1,584.14 AUD		-963 Common Stock
Credit Suisse (Hong Kong) Limited	06-Aug-2015	95,115.97 AUD		-57,458 Common Stock
Credit Suisse (Hong Kong) Limited	06-Aug-2015	124,362.00 AUD		75,175 Common Stock
Credit Suisse (Hong Kong) Limited	07-Aug-2015	27,558.79 AUD		-16,528 Common Stock
Credit Suisse (Hong Kong) Limited	07-Aug-2015	14,010.51 AUD		-8,356 Common Stock
Credit Suisse (Hong Kong) Limited	07-Aug-2015	10,174.50 AUD		6,460 Common Stock
Credit Suisse (Hong Kong) Limited	07-Aug-2015	22,431.15 AUD		14,242 Common Stock
Credit Suisse (Hong Kong) Limited	07-Aug-2015	44,742.60 AUD		28,140 Common Stock
Credit Suisse (Hong Kong) Limited	10-Aug-2015	18,717.65 AUD		-11,227 Common Stock
Credit Suisse (Hong Kong) Limited	10-Aug-2015	6,788.92 AUD		-4,127 Common Stock
Credit Suisse (Hong Kong) Limited	11-Aug-2015	57,277.08 AUD		-34,642 Common Stock
Credit Suisse (Hong Kong) Limited	11-Aug-2015	12,772.95 AUD		-7,744 Common Stock
Credit Suisse (Hong Kong) Limited	12-Aug-2015	125,250.15 AUD		-78,252 Common Stock

Credit Suisse (Hong Kong) Limited	12-Aug-2015	24,314.64 AUD		-15,298 Common Stock
Credit Suisse (Hong Kong) Limited	12-Aug-2015	6,152.81 AUD		3,930 Common Stock
Credit Suisse (Hong Kong) Limited	12-Aug-2015	21,759.64 AUD		14,024 Common Stock
Credit Suisse (Hong Kong) Limited	13-Aug-2015	2,891.20 AUD		-1,807 Common Stock
Credit Suisse (Hong Kong) Limited	13-Aug-2015	43,773.61 AUD		-27,515 Common Stock
Credit Suisse (Hong Kong) Limited	13-Aug-2015	103,948.64 AUD		-65,237 Common Stock
Credit Suisse (Hong Kong) Limited	13-Aug-2015	10,061.26 AUD		-6,308 Common Stock
Credit Suisse (Hong Kong) Limited	13-Aug-2015	12,618.78 AUD		8,090 Common Stock
Credit Suisse (Hong Kong) Limited	13-Aug-2015	4,073.16 AUD		2,611 Common Stock
Credit Suisse (Hong Kong) Limited	14-Aug-2015	65,865.60 AUD		-41,846 Common Stock
Credit Suisse (Hong Kong) Limited	14-Aug-2015	68,994.04 AUD		-43,692 Common Stock
Credit Suisse (Hong Kong) Limited	14-Aug-2015	2,161.23 AUD		-1,355 Common Stock
Credit Suisse (Hong Kong) Limited	14-Aug-2015	13,530.79 AUD		8,697 Common Stock
Credit Suisse (Hong Kong) Limited	17-Aug-2015	60,025.87 AUD		-38,216 Common Stock
Credit Suisse (Hong Kong) Limited	17-Aug-2015	13,574.41 AUD		8,822 Common Stock
Credit Suisse (Hong Kong) Limited	17-Aug-2015	15,713.62 AUD		10,201 Common Stock
Credit Suisse (Hong Kong) Limited	18-Aug-2015	28,482.94 AUD		-18,317 Common Stock
Credit Suisse (Hong Kong) Limited	18-Aug-2015	3,399.15 AUD		-2,193 Common Stock
Credit Suisse (Hong Kong) Limited	18-Aug-2015	22,542.90 AUD		14,643 Common Stock
Credit Suisse (Hong Kong) Limited	18-Aug-2015	57,969.90 AUD		37,487 Common Stock
Credit Suisse (Hong Kong) Limited	19-Aug-2015	112,727.68 AUD		-72,517 Common Stock
Credit Suisse (Hong Kong) Limited	19-Aug-2015	4,729.18 AUD		-3,036 Common Stock
Credit Suisse (Hong Kong) Limited	19-Aug-2015	7,128.82 AUD		4,646 Common Stock
Credit Suisse (Hong Kong) Limited	20-Aug-2015	1,325.23 AUD		-869 Common Stock
Credit Suisse (Hong Kong) Limited	20-Aug-2015	122,050.24 AUD		80,117 Common Stock
Credit Suisse (Hong Kong) Limited	20-Aug-2015	4,691.96 AUD		3,097 Common Stock
Credit Suisse (Hong Kong) Limited	20-Aug-2015	10,139.39 AUD		6,679 Common Stock
Credit Suisse (Hong Kong) Limited	21-Aug-2015	20,888.28 AUD		-13,608 Common Stock
Credit Suisse (Hong Kong) Limited	21-Aug-2015	17,058.46 AUD		-11,113 Common Stock
Credit Suisse (Hong Kong) Limited	21-Aug-2015	316,959.30 AUD		-206,300 Common Stock
Credit Suisse (Hong Kong) Limited	21-Aug-2015	3,426.43 AUD		2,323 Common Stock
Credit Suisse (Hong Kong) Limited	21-Aug-2015	27,080.38 AUD		18,402 Common Stock
Credit Suisse (Hong Kong) Limited	24-Aug-2015	58,419.42 AUD		-38,031 Common Stock
Credit Suisse (Hong Kong) Limited	24-Aug-2015	50,378.33 AUD		-32,760 Common Stock

Credit Suisse (Hong Kong) Limited	24-Aug-2015	53,180.08 AUD		-34,645 Common Stock
Credit Suisse (Hong Kong) Limited	24-Aug-2015	24,017.05 AUD		16,711 Common Stock
Credit Suisse (Hong Kong) Limited	24-Aug-2015	27,077.55 AUD		18,610 Common Stock
Credit Suisse (Hong Kong) Limited	24-Aug-2015	40,702.25 AUD		28,119 Common Stock
Credit Suisse (Hong Kong) Limited	25-Aug-2015	1,157.04 AUD		-755 Common Stock
Credit Suisse (Hong Kong) Limited	25-Aug-2015	60,478.05 AUD		41,361 Common Stock
Credit Suisse (Hong Kong) Limited	25-Aug-2015	357.49 AUD		246 Common Stock
Credit Suisse (Hong Kong) Limited	26-Aug-2015	59,795.71 AUD		-40,730 Common Stock
Credit Suisse (Hong Kong) Limited	26-Aug-2015	56,677.51 AUD		-38,376 Common Stock
Credit Suisse (Hong Kong) Limited	26-Aug-2015	26,642.79 AUD		17,832 Common Stock
Credit Suisse (Hong Kong) Limited	27-Aug-2015	8,433.52 AUD		-5,905 Common Stock
Credit Suisse (Hong Kong) Limited	27-Aug-2015	34,401.77 AUD		-23,930 Common Stock
Credit Suisse (Hong Kong) Limited	27-Aug-2015	121,137.31 AUD		79,092 Common Stock
Credit Suisse (Hong Kong) Limited	27-Aug-2015	642,170.00 AUD		418,761 Common Stock
Credit Suisse (Hong Kong) Limited	27-Aug-2015	44,534.79 AUD		29,011 Common Stock
Credit Suisse (Hong Kong) Limited	28-Aug-2015	56,493.36 AUD		-38,076 Common Stock
Credit Suisse (Hong Kong) Limited	28-Aug-2015	97,592.88 AUD		-66,268 Common Stock
Credit Suisse (Hong Kong) Limited	28-Aug-2015	35,340.63 AUD		23,301 Common Stock
Credit Suisse (Hong Kong) Limited	28-Aug-2015	313,975.34 AUD		206,794 Common Stock
Credit Suisse (Hong Kong) Limited	31-Aug-2015	105,409.88 AUD		-70,513 Common Stock
Credit Suisse (Hong Kong) Limited	31-Aug-2015	3,332.58 AUD		2,143 Common Stock
Credit Suisse (Hong Kong) Limited	31-Aug-2015	303,321.22 AUD		197,077 Common Stock
Credit Suisse (Hong Kong) Limited	31-Aug-2015	12,767.00 AUD		8,272 Common Stock
Credit Suisse (Hong Kong) Limited	01-Sep-2015	12,486.33 AUD		-8,161 Common Stock
Credit Suisse (Hong Kong) Limited	01-Sep-2015	5,415.68 AUD		3,566 Common Stock
Credit Suisse (Hong Kong) Limited	01-Sep-2015	1,787.65 AUD		1,174 Common Stock
Credit Suisse (Hong Kong) Limited	02-Sep-2015	13,677.35 AUD		-9,022 Common Stock
Credit Suisse (Hong Kong) Limited	02-Sep-2015	28,856.49 AUD		19,302 Common Stock
Credit Suisse (Hong Kong) Limited	02-Sep-2015	97,897.42 AUD		65,339 Common Stock
Credit Suisse (Hong Kong) Limited	03-Sep-2015	81.62 AUD		-53 Common Stock
Credit Suisse (Hong Kong) Limited	03-Sep-2015	31,841.30 AUD		-20,795 Common Stock
Credit Suisse (Hong Kong) Limited	03-Sep-2015	32,714.12 AUD		22,006 Common Stock
Credit Suisse (Hong Kong) Limited	03-Sep-2015	128,555.24 AUD		86,803 Common Stock
Credit Suisse (Hong Kong) Limited	04-Sep-2015	54,935.55 AUD		-35,962 Common Stock

Credit Suisse (Hong Kong) Limited	04-Sep-2015	53,016.02 AUD		35,586 Common Stock
Credit Suisse (Hong Kong) Limited	04-Sep-2015	44,524.39 AUD		30,007 Common Stock
Credit Suisse (Hong Kong) Limited	07-Sep-2015	28,608.00 AUD		-19,200 Common Stock
Credit Suisse (Hong Kong) Limited	07-Sep-2015	40,215.55 AUD		27,136 Common Stock
Credit Suisse (Hong Kong) Limited	07-Sep-2015	64,323.21 AUD		43,606 Common Stock
Credit Suisse (Hong Kong) Limited	07-Sep-2015	19,179.20 AUD		12,987 Common Stock
Credit Suisse (Hong Kong) Limited	08-Sep-2015	14,394.24 AUD		9,669 Common Stock
Credit Suisse (Hong Kong) Limited	08-Sep-2015	7,914.25 AUD		5,297 Common Stock
Credit Suisse (Hong Kong) Limited	08-Sep-2015	63,748.69 AUD		42,770 Common Stock
Credit Suisse (Hong Kong) Limited	09-Sep-2015	40,552.48 AUD		-27,044 Common Stock
Credit Suisse (Hong Kong) Limited	09-Sep-2015	15,906.00 AUD		-10,604 Common Stock
Credit Suisse (Hong Kong) Limited	09-Sep-2015	574.91 AUD		-382 Common Stock
Credit Suisse (Hong Kong) Limited	09-Sep-2015	17,990.39 AUD		11,828 Common Stock
Credit Suisse (Hong Kong) Limited	10-Sep-2015	21,651.65 AUD		-14,712 Common Stock
Credit Suisse (Hong Kong) Limited	10-Sep-2015	50,329.93 AUD		33,560 Common Stock
Credit Suisse (Hong Kong) Limited	10-Sep-2015	20,131.96 AUD		13,450 Common Stock
Credit Suisse (Hong Kong) Limited	10-Sep-2015	8,094.31 AUD		5,411 Common Stock
Credit Suisse (Hong Kong) Limited	11-Sep-2015	12,431.30 AUD		-8,260 Common Stock
Credit Suisse (Hong Kong) Limited	11-Sep-2015	9,907.92 AUD		-6,672 Common Stock
Credit Suisse (Hong Kong) Limited	11-Sep-2015	59,224.30 AUD		40,881 Common Stock
Credit Suisse (Hong Kong) Limited	11-Sep-2015	7,862.72 AUD		5,411 Common Stock
Credit Suisse (Hong Kong) Limited	14-Sep-2015	45,700.22 AUD		-30,060 Common Stock
Credit Suisse (Hong Kong) Limited	14-Sep-2015	11,843.84 AUD		-7,792 Common Stock
Credit Suisse (Hong Kong) Limited	14-Sep-2015	7,884.91 AUD		5,411 Common Stock
Credit Suisse (Hong Kong) Limited	14-Sep-2015	32,653.23 AUD		22,490 Common Stock
Credit Suisse (Hong Kong) Limited	15-Sep-2015	185,751.56 AUD		-124,365 Common Stock
Credit Suisse (Hong Kong) Limited	15-Sep-2015	38,440.33 AUD		-25,704 Common Stock
Credit Suisse (Hong Kong) Limited	15-Sep-2015	40,995.75 AUD		-27,466 Common Stock
Credit Suisse (Hong Kong) Limited	15-Sep-2015	9,374.59 AUD		6,493 Common Stock
Credit Suisse (Hong Kong) Limited	15-Sep-2015	17,230.68 AUD		11,926 Common Stock
Credit Suisse (Hong Kong) Limited	15-Sep-2015	7,657.19 AUD		5,326 Common Stock
Credit Suisse Equities (Australia) Limited	18-May-2015	1,030.19 AUD		-701 Common Stock
Credit Suisse Equities (Australia) Limited	18-May-2015	3,342.07 AUD		-2,243 Common Stock
Credit Suisse Equities (Australia) Limited	18-May-2015	109,721.92 AUD		-75,152 Common Stock

Credit Suisse Equities (Australia) Limited	18-May-2015	151,810.62 AUD		102,608 Common Stock
Credit Suisse Equities (Australia) Limited	18-May-2015	677.83 AUD		458 Common Stock
Credit Suisse Equities (Australia) Limited	18-May-2015	30,422.73 AUD		20,570 Common Stock
Credit Suisse Equities (Australia) Limited	18-May-2015	2,569.45 AUD		1,742 Common Stock
Credit Suisse Equities (Australia) Limited	18-May-2015	1,585.63 AUD		1,075 Common Stock
Credit Suisse Equities (Australia) Limited	18-May-2015	33,887.70 AUD		22,894 Common Stock
Credit Suisse Equities (Australia) Limited	18-May-2015	28,331.78 AUD		19,125 Common Stock
Credit Suisse Equities (Australia) Limited	19-May-2015	32,495.57 AUD		-21,987 Common Stock
Credit Suisse Equities (Australia) Limited	19-May-2015	8,174.94 AUD		-5,505 Common Stock
Credit Suisse Equities (Australia) Limited	19-May-2015	25,436.02 AUD		-17,163 Common Stock
Credit Suisse Equities (Australia) Limited	19-May-2015	743.05 AUD		-502 Common Stock
Credit Suisse Equities (Australia) Limited	19-May-2015	210.24 AUD		144 Common Stock
Credit Suisse Equities (Australia) Limited	19-May-2015	2,188.12 AUD		1,511 Common Stock
Credit Suisse Equities (Australia) Limited	19-May-2015	11,390.97 AUD		7,783 Common Stock
Credit Suisse Equities (Australia) Limited	19-May-2015	6,313.47 AUD		4,324 Common Stock
Credit Suisse Equities (Australia) Limited	20-May-2015	2,636.04 AUD		-1,777 Common Stock
Credit Suisse Equities (Australia) Limited	20-May-2015	3,965.53 AUD		-2,666 Common Stock
Credit Suisse Equities (Australia) Limited	20-May-2015	990.50 AUD		-667 Common Stock
Credit Suisse Equities (Australia) Limited	20-May-2015	30,429.53 AUD		20,771 Common Stock
Credit Suisse Equities (Australia) Limited	20-May-2015	32,220.61 AUD		21,927 Common Stock
Credit Suisse Equities (Australia) Limited	20-May-2015	2,243.40 AUD		1,530 Common Stock
Credit Suisse Equities (Australia) Limited	21-May-2015	1,506.64 AUD		-1,018 Common Stock
Credit Suisse Equities (Australia) Limited	21-May-2015	30,474.20 AUD		-20,570 Common Stock
Credit Suisse Equities (Australia) Limited	21-May-2015	272.42 AUD		-184 Common Stock
Credit Suisse Equities (Australia) Limited	21-May-2015	65,913.61 AUD		-44,615 Common Stock
Credit Suisse Equities (Australia) Limited	21-May-2015	2,018.72 AUD		-1,364 Common Stock
Credit Suisse Equities (Australia) Limited	21-May-2015	46,337.45 AUD		31,214 Common Stock
Credit Suisse Equities (Australia) Limited	21-May-2015	974.07 AUD		656 Common Stock
Credit Suisse Equities (Australia) Limited	22-May-2015	88,989.02 AUD		-61,080 Common Stock
Credit Suisse Equities (Australia) Limited	22-May-2015	94,922.55 AUD		-65,345 Common Stock
Credit Suisse Equities (Australia) Limited	22-May-2015	11,735.48 AUD		-8,038 Common Stock
Credit Suisse Equities (Australia) Limited	22-May-2015	29.08 AUD		-20 Common Stock
Credit Suisse Equities (Australia) Limited	22-May-2015	1,115.52 AUD		-768 Common Stock
Credit Suisse Equities (Australia) Limited	22-May-2015	2,191.90 AUD		-1,511 Common Stock

Credit Suisse Equities (Australia) Limited	22-May-2015	6,278.07 AUD		-4,330 Common Stock
Credit Suisse Equities (Australia) Limited	22-May-2015	3,128.67 AUD		-2,158 Common Stock
Credit Suisse Equities (Australia) Limited	22-May-2015	5,015.99 AUD		3,390 Common Stock
Credit Suisse Equities (Australia) Limited	25-May-2015	2.94 AUD		-2 Common Stock
Credit Suisse Equities (Australia) Limited	25-May-2015	7,996.80 AUD		-5,440 Common Stock
Credit Suisse Equities (Australia) Limited	25-May-2015	3,233.71 AUD		-2,212 Common Stock
Credit Suisse Equities (Australia) Limited	25-May-2015	30,273.73 AUD		-20,771 Common Stock
Credit Suisse Equities (Australia) Limited	25-May-2015	84,448.93 AUD		-57,666 Common Stock
Credit Suisse Equities (Australia) Limited	25-May-2015	16,355.57 AUD		-11,181 Common Stock
Credit Suisse Equities (Australia) Limited	25-May-2015	9,445.67 AUD		-6,463 Common Stock
Credit Suisse Equities (Australia) Limited	25-May-2015	6,433.42 AUD		4,309 Common Stock
Credit Suisse Equities (Australia) Limited	25-May-2015	674.68 AUD		452 Common Stock
Credit Suisse Equities (Australia) Limited	26-May-2015	44,520.42 AUD		-30,123 Common Stock
Credit Suisse Equities (Australia) Limited	26-May-2015	44,002.61 AUD		-29,683 Common Stock
Credit Suisse Equities (Australia) Limited	26-May-2015	6,322.13 AUD		-4,272 Common Stock
Credit Suisse Equities (Australia) Limited	26-May-2015	12,174.31 AUD		-8,227 Common Stock
Credit Suisse Equities (Australia) Limited	26-May-2015	669.74 AUD		-451 Common Stock
Credit Suisse Equities (Australia) Limited	26-May-2015	1,829.52 AUD		-1,232 Common Stock
Credit Suisse Equities (Australia) Limited	26-May-2015	60,201.86 AUD		-40,656 Common Stock
Credit Suisse Equities (Australia) Limited	26-May-2015	5,475.20 AUD		-3,687 Common Stock
Credit Suisse Equities (Australia) Limited	26-May-2015	81,383.75 AUD		54,264 Common Stock
Credit Suisse Equities (Australia) Limited	26-May-2015	2,201.10 AUD		1,473 Common Stock
Credit Suisse Equities (Australia) Limited	26-May-2015	13,507.50 AUD		9,005 Common Stock
Credit Suisse Equities (Australia) Limited	27-May-2015	21,458.51 AUD		-14,453 Common Stock
Credit Suisse Equities (Australia) Limited	27-May-2015	4.44 AUD		-3 Common Stock
Credit Suisse Equities (Australia) Limited	27-May-2015	5,021.82 AUD		-3,390 Common Stock
Credit Suisse Equities (Australia) Limited	27-May-2015	19,830.68 AUD		-13,372 Common Stock
Credit Suisse Equities (Australia) Limited	27-May-2015	19,416.71 AUD		-13,107 Common Stock
Credit Suisse Equities (Australia) Limited	27-May-2015	777.03 AUD		-526 Common Stock
Credit Suisse Equities (Australia) Limited	27-May-2015	130,998.16 AUD		-88,427 Common Stock
Credit Suisse Equities (Australia) Limited	27-May-2015	70,288.36 AUD		-47,406 Common Stock
Credit Suisse Equities (Australia) Limited	27-May-2015	156.71 AUD		105 Common Stock
Credit Suisse Equities (Australia) Limited	27-May-2015	4,003.60 AUD		2,689 Common Stock
Credit Suisse Equities (Australia) Limited	27-May-2015	1,983.19 AUD		1,331 Common Stock

Credit Suisse Equities (Australia) Limited	28-May-2015	2,249.81 AUD		-1,515 Common Stock
Credit Suisse Equities (Australia) Limited	28-May-2015	5,579.34 AUD		-3,732 Common Stock
Credit Suisse Equities (Australia) Limited	28-May-2015	785.10 AUD		-526 Common Stock
Credit Suisse Equities (Australia) Limited	28-May-2015	1,203.48 AUD		-805 Common Stock
Credit Suisse Equities (Australia) Limited	28-May-2015	9,501.17 AUD		-6,398 Common Stock
Credit Suisse Equities (Australia) Limited	28-May-2015	22,646.42 AUD		-15,164 Common Stock
Credit Suisse Equities (Australia) Limited	28-May-2015	240.89 AUD		163 Common Stock
Credit Suisse Equities (Australia) Limited	28-May-2015	8,727.29 AUD		5,955 Common Stock
Credit Suisse Equities (Australia) Limited	28-May-2015	6,680.07 AUD		4,540 Common Stock
Credit Suisse Equities (Australia) Limited	28-May-2015	53,689.36 AUD		36,648 Common Stock
Credit Suisse Equities (Australia) Limited	28-May-2015	103,390.00 AUD		70,000 Common Stock
Credit Suisse Equities (Australia) Limited	29-May-2015	30,012.51 AUD		-20,104 Common Stock
Credit Suisse Equities (Australia) Limited	29-May-2015	13,958.96 AUD		-9,318 Common Stock
Credit Suisse Equities (Australia) Limited	29-May-2015	12,569.30 AUD		-8,416 Common Stock
Credit Suisse Equities (Australia) Limited	29-May-2015	1,156.19 AUD		774 Common Stock
Credit Suisse Equities (Australia) Limited	29-May-2015	8,090.51 AUD		5,448 Common Stock
Credit Suisse Equities (Australia) Limited	29-May-2015	25,579.20 AUD		17,245 Common Stock
Credit Suisse Equities (Australia) Limited	29-May-2015	16,272.59 AUD		10,958 Common Stock
Credit Suisse Equities (Australia) Limited	29-May-2015	24,480.10 AUD		16,467 Common Stock
Credit Suisse Equities (Australia) Limited	29-May-2015	288,056.01 AUD		193,508 Common Stock
Credit Suisse Equities (Australia) Limited	01-Jun-2015	1.48 AUD		-1 Common Stock
Credit Suisse Equities (Australia) Limited	01-Jun-2015	34,486.39 AUD		-23,153 Common Stock
Credit Suisse Equities (Australia) Limited	01-Jun-2015	4,703.22 AUD		-3,157 Common Stock
Credit Suisse Equities (Australia) Limited	01-Jun-2015	4,969.33 AUD		-3,327 Common Stock
Credit Suisse Equities (Australia) Limited	01-Jun-2015	4,840.50 AUD		-3,227 Common Stock
Credit Suisse Equities (Australia) Limited	01-Jun-2015	155.93 AUD		-105 Common Stock
Credit Suisse Equities (Australia) Limited	01-Jun-2015	70,260.85 AUD		-47,201 Common Stock
Credit Suisse Equities (Australia) Limited	01-Jun-2015	38,969.84 AUD		-26,062 Common Stock
Credit Suisse Equities (Australia) Limited	01-Jun-2015	15,761.37 AUD		-10,608 Common Stock
Credit Suisse Equities (Australia) Limited	01-Jun-2015	2,492.15 AUD		1,688 Common Stock
Credit Suisse Equities (Australia) Limited	01-Jun-2015	3,413.00 AUD		2,329 Common Stock
Credit Suisse Equities (Australia) Limited	01-Jun-2015	1,295.11 AUD		884 Common Stock
Credit Suisse Equities (Australia) Limited	01-Jun-2015	31,200.75 AUD		21,046 Common Stock
Credit Suisse Equities (Australia) Limited	01-Jun-2015	89,851.10 AUD		60,179 Common Stock



Credit Suisse Equities (Australia) Limited	01-Jun-2015	13,648.50 AUD		9,099 Common Stock
Credit Suisse Equities (Australia) Limited	02-Jun-2015	32.56 AUD		-22 Common Stock
Credit Suisse Equities (Australia) Limited	02-Jun-2015	1.47 AUD		-1 Common Stock
Credit Suisse Equities (Australia) Limited	02-Jun-2015	88,282.83 AUD		-60,199 Common Stock
Credit Suisse Equities (Australia) Limited	02-Jun-2015	5.88 AUD		-4 Common Stock
Credit Suisse Equities (Australia) Limited	02-Jun-2015	72,703.14 AUD		-49,332 Common Stock
Credit Suisse Equities (Australia) Limited	02-Jun-2015	9,499.96 AUD		-6,463 Common Stock
Credit Suisse Equities (Australia) Limited	02-Jun-2015	9,434.65 AUD		-6,419 Common Stock
Credit Suisse Equities (Australia) Limited	02-Jun-2015	81,887.44 AUD		54,563 Common Stock
Credit Suisse Equities (Australia) Limited	02-Jun-2015	4,472.22 AUD		2,979 Common Stock
Credit Suisse Equities (Australia) Limited	02-Jun-2015	188,637.67 AUD		125,635 Common Stock
Credit Suisse Equities (Australia) Limited	02-Jun-2015	12,594.58 AUD		8,388 Common Stock
Credit Suisse Equities (Australia) Limited	02-Jun-2015	18,895.65 AUD		12,582 Common Stock
Credit Suisse Equities (Australia) Limited	03-Jun-2015	69,668.24 AUD		-46,806 Common Stock
Credit Suisse Equities (Australia) Limited	03-Jun-2015	9,377.41 AUD		-6,358 Common Stock
Credit Suisse Equities (Australia) Limited	03-Jun-2015	3,265.01 AUD		-2,201 Common Stock
Credit Suisse Equities (Australia) Limited	03-Jun-2015	10,803.99 AUD		-7,251 Common Stock
Credit Suisse Equities (Australia) Limited	03-Jun-2015	15,321.67 AUD		-10,283 Common Stock
Credit Suisse Equities (Australia) Limited	03-Jun-2015	1,238,479.95 AUD		-833,432 Common Stock
Credit Suisse Equities (Australia) Limited	03-Jun-2015	190,506.69 AUD		-128,201 Common Stock
Credit Suisse Equities (Australia) Limited	03-Jun-2015	53,405.66 AUD		-36,091 Common Stock
Credit Suisse Equities (Australia) Limited	03-Jun-2015	3,818.38 AUD		-2,567 Common Stock
Credit Suisse Equities (Australia) Limited	03-Jun-2015	246.29 AUD		-167 Common Stock
Credit Suisse Equities (Australia) Limited	03-Jun-2015	12,602.24 AUD		8,465 Common Stock
Credit Suisse Equities (Australia) Limited	03-Jun-2015	84,664.46 AUD		56,825 Common Stock
Credit Suisse Equities (Australia) Limited	03-Jun-2015	972.97 AUD		653 Common Stock
Credit Suisse Equities (Australia) Limited	04-Jun-2015	4,959.17 AUD		-3,374 Common Stock
Credit Suisse Equities (Australia) Limited	04-Jun-2015	1,959.95 AUD		-1,311 Common Stock
Credit Suisse Equities (Australia) Limited	04-Jun-2015	6,151.52 AUD		-4,105 Common Stock
Credit Suisse Equities (Australia) Limited	04-Jun-2015	2,380.44 AUD		-1,590 Common Stock
Credit Suisse Equities (Australia) Limited	04-Jun-2015	17,017.96 AUD		-11,560 Common Stock
Credit Suisse Equities (Australia) Limited	04-Jun-2015	5,390.70 AUD		3,569 Common Stock
Credit Suisse Equities (Australia) Limited	05-Jun-2015	26,960.64 AUD		-17,872 Common Stock
Credit Suisse Equities (Australia) Limited	05-Jun-2015	120,395.33 AUD		-80,074 Common Stock

Credit Suisse Equities (Australia) Limited	05-Jun-2015	14,630.61 AUD		-9,712 Common Stock
Credit Suisse Equities (Australia) Limited	05-Jun-2015	34,270.55 AUD		-22,855 Common Stock
Credit Suisse Equities (Australia) Limited	05-Jun-2015	8,795.76 AUD		-5,860 Common Stock
Credit Suisse Equities (Australia) Limited	05-Jun-2015	402.39 AUD		263 Common Stock
Credit Suisse Equities (Australia) Limited	09-Jun-2015	1,022.14 AUD		-686 Common Stock
Credit Suisse Equities (Australia) Limited	09-Jun-2015	157,870.48 AUD		-105,991 Common Stock
Credit Suisse Equities (Australia) Limited	09-Jun-2015	4,731.32 AUD		-3,192 Common Stock
Credit Suisse Equities (Australia) Limited	09-Jun-2015	19,034.75 AUD		-12,775 Common Stock
Credit Suisse Equities (Australia) Limited	09-Jun-2015	92.25 AUD		-62 Common Stock
Credit Suisse Equities (Australia) Limited	09-Jun-2015	24,106.71 AUD		-16,206 Common Stock
Credit Suisse Equities (Australia) Limited	09-Jun-2015	60,345.75 AUD		40,059 Common Stock
Credit Suisse Equities (Australia) Limited	09-Jun-2015	15,243.15 AUD		10,101 Common Stock
Credit Suisse Equities (Australia) Limited	10-Jun-2015	186,111.32 AUD		-123,079 Common Stock
Credit Suisse Equities (Australia) Limited	10-Jun-2015	92,206.37 AUD		-61,123 Common Stock
Credit Suisse Equities (Australia) Limited	10-Jun-2015	5,791.49 AUD		-3,840 Common Stock
Credit Suisse Equities (Australia) Limited	10-Jun-2015	25,320.30 AUD		-16,713 Common Stock
Credit Suisse Equities (Australia) Limited	10-Jun-2015	17,284.29 AUD		-11,480 Common Stock
Credit Suisse Equities (Australia) Limited	10-Jun-2015	26,038.99 AUD		-17,217 Common Stock
Credit Suisse Equities (Australia) Limited	10-Jun-2015	42,700.28 AUD		-28,185 Common Stock
Credit Suisse Equities (Australia) Limited	10-Jun-2015	11,338.07 AUD		-7,499 Common Stock
Credit Suisse Equities (Australia) Limited	10-Jun-2015	387.01 AUD		255 Common Stock
Credit Suisse Equities (Australia) Limited	10-Jun-2015	1,356.96 AUD		891 Common Stock
Credit Suisse Equities (Australia) Limited	10-Jun-2015	9,979.32 AUD		6,525 Common Stock
Credit Suisse Equities (Australia) Limited	10-Jun-2015	697.68 AUD		456 Common Stock
Credit Suisse Equities (Australia) Limited	11-Jun-2015	3,311.08 AUD		-2,173 Common Stock
Credit Suisse Equities (Australia) Limited	11-Jun-2015	50.33 AUD		-33 Common Stock
Credit Suisse Equities (Australia) Limited	11-Jun-2015	21,494.74 AUD		-14,114 Common Stock
Credit Suisse Equities (Australia) Limited	11-Jun-2015	18,880.84 AUD		-12,389 Common Stock
Credit Suisse Equities (Australia) Limited	11-Jun-2015	15,739.82 AUD		-10,330 Common Stock
Credit Suisse Equities (Australia) Limited	11-Jun-2015	131,788.65 AUD		-86,354 Common Stock
Credit Suisse Equities (Australia) Limited	11-Jun-2015	101,826.28 AUD		-66,787 Common Stock
Credit Suisse Equities (Australia) Limited	11-Jun-2015	2,478.47 AUD		1,578 Common Stock
Credit Suisse Equities (Australia) Limited	11-Jun-2015	1,365.23 AUD		876 Common Stock
Credit Suisse Equities (Australia) Limited	11-Jun-2015	819.00 AUD		525 Common Stock

Credit Suisse Equities (Australia) Limited	11-Jun-2015	18,929.91 AUD		12,146 Common Stock
Credit Suisse Equities (Australia) Limited	11-Jun-2015	308.88 AUD		198 Common Stock
Credit Suisse Equities (Australia) Limited	12-Jun-2015	20,250.36 AUD		-13,292 Common Stock
Credit Suisse Equities (Australia) Limited	12-Jun-2015	28,021.07 AUD		-18,557 Common Stock
Credit Suisse Equities (Australia) Limited	12-Jun-2015	4.59 AUD		-3 Common Stock
Credit Suisse Equities (Australia) Limited	12-Jun-2015	15,407.44 AUD		-10,248 Common Stock
Credit Suisse Equities (Australia) Limited	12-Jun-2015	9,430.60 AUD		-6,165 Common Stock
Credit Suisse Equities (Australia) Limited	12-Jun-2015	33,932.57 AUD		-22,334 Common Stock
Credit Suisse Equities (Australia) Limited	12-Jun-2015	112,716.09 AUD		-74,294 Common Stock
Credit Suisse Equities (Australia) Limited	12-Jun-2015	3,571.90 AUD		2,312 Common Stock
Credit Suisse Equities (Australia) Limited	12-Jun-2015	33,341.86 AUD		21,556 Common Stock
Credit Suisse Equities (Australia) Limited	12-Jun-2015	80,690.27 AUD		52,218 Common Stock
Credit Suisse Equities (Australia) Limited	12-Jun-2015	1,130.94 AUD		732 Common Stock
Credit Suisse Equities (Australia) Limited	12-Jun-2015	17,312.85 AUD		11,205 Common Stock
Credit Suisse Equities (Australia) Limited	12-Jun-2015	6,307.91 AUD		4,082 Common Stock
Credit Suisse Equities (Australia) Limited	15-Jun-2015	1,672.35 AUD		-1,098 Common Stock
Credit Suisse Equities (Australia) Limited	15-Jun-2015	6,300.68 AUD		-4,146 Common Stock
Credit Suisse Equities (Australia) Limited	15-Jun-2015	59,747.55 AUD		-39,085 Common Stock
Credit Suisse Equities (Australia) Limited	15-Jun-2015	89,596.21 AUD		-58,763 Common Stock
Credit Suisse Equities (Australia) Limited	15-Jun-2015	16,532.28 AUD		-10,790 Common Stock
Credit Suisse Equities (Australia) Limited	15-Jun-2015	15,762.89 AUD		-10,337 Common Stock
Credit Suisse Equities (Australia) Limited	15-Jun-2015	661.41 AUD		-435 Common Stock
Credit Suisse Equities (Australia) Limited	15-Jun-2015	99,754.74 AUD		64,586 Common Stock
Credit Suisse Equities (Australia) Limited	15-Jun-2015	54.10 AUD		35 Common Stock
Credit Suisse Equities (Australia) Limited	15-Jun-2015	4,452.08 AUD		2,890 Common Stock
Credit Suisse Equities (Australia) Limited	15-Jun-2015	11,680.50 AUD		7,561 Common Stock
Credit Suisse Equities (Australia) Limited	15-Jun-2015	27,563.93 AUD		17,895 Common Stock
Credit Suisse Equities (Australia) Limited	15-Jun-2015	18,924.38 AUD		12,248 Common Stock
Credit Suisse Equities (Australia) Limited	16-Jun-2015	1,606.01 AUD		-1,033 Common Stock
Credit Suisse Equities (Australia) Limited	16-Jun-2015	18,509.61 AUD		-11,837 Common Stock
Credit Suisse Equities (Australia) Limited	16-Jun-2015	2,476.48 AUD		-1,578 Common Stock
Credit Suisse Equities (Australia) Limited	16-Jun-2015	30,505.76 AUD		-19,585 Common Stock
Credit Suisse Equities (Australia) Limited	16-Jun-2015	37,475.29 AUD		-24,074 Common Stock
Credit Suisse Equities (Australia) Limited	16-Jun-2015	5,700.06 AUD		-3,684 Common Stock

Credit Suisse Equities (Australia) Limited	16-Jun-2015	38.87 AUD		-25 Common Stock
Credit Suisse Equities (Australia) Limited	16-Jun-2015	17,672.73 AUD		11,444 Common Stock
Credit Suisse Equities (Australia) Limited	16-Jun-2015	18,751.88 AUD		12,168 Common Stock
Credit Suisse Equities (Australia) Limited	16-Jun-2015	15,448.72 AUD		9,974 Common Stock
Credit Suisse Equities (Australia) Limited	16-Jun-2015	22,288.78 AUD		14,419 Common Stock
Credit Suisse Equities (Australia) Limited	16-Jun-2015	5,516.28 AUD		3,582 Common Stock
Credit Suisse Equities (Australia) Limited	17-Jun-2015	3,765.57 AUD		-2,434 Common Stock
Credit Suisse Equities (Australia) Limited	17-Jun-2015	8,037.12 AUD		-5,202 Common Stock
Credit Suisse Equities (Australia) Limited	17-Jun-2015	3,767.17 AUD		2,425 Common Stock
Credit Suisse Equities (Australia) Limited	17-Jun-2015	5,966.54 AUD		3,837 Common Stock
Credit Suisse Equities (Australia) Limited	17-Jun-2015	75,602.94 AUD		48,739 Common Stock
Credit Suisse Equities (Australia) Limited	17-Jun-2015	50,920.79 AUD		32,712 Common Stock
Credit Suisse Equities (Australia) Limited	17-Jun-2015	3,150.63 AUD		2,026 Common Stock
Credit Suisse Equities (Australia) Limited	18-Jun-2015	68,525.09 AUD		-44,494 Common Stock
Credit Suisse Equities (Australia) Limited	18-Jun-2015	1,129.14 AUD		-732 Common Stock
Credit Suisse Equities (Australia) Limited	18-Jun-2015	38,064.17 AUD		-24,637 Common Stock
Credit Suisse Equities (Australia) Limited	18-Jun-2015	2,549.23 AUD		-1,649 Common Stock
Credit Suisse Equities (Australia) Limited	18-Jun-2015	198,727.45 AUD		127,799 Common Stock
Credit Suisse Equities (Australia) Limited	18-Jun-2015	29,316.40 AUD		18,656 Common Stock
Credit Suisse Equities (Australia) Limited	18-Jun-2015	22,078.11 AUD		14,101 Common Stock
Credit Suisse Equities (Australia) Limited	18-Jun-2015	2,486.41 AUD		1,582 Common Stock
Credit Suisse Equities (Australia) Limited	18-Jun-2015	243,963.11 AUD		155,144 Common Stock
Credit Suisse Equities (Australia) Limited	18-Jun-2015	12,585.77 AUD		8,041 Common Stock
Credit Suisse Equities (Australia) Limited	18-Jun-2015	3,151.40 AUD		2,020 Common Stock
Credit Suisse Equities (Australia) Limited	19-Jun-2015	4,236.51 AUD		-2,738 Common Stock
Credit Suisse Equities (Australia) Limited	19-Jun-2015	455.06 AUD		-294 Common Stock
Credit Suisse Equities (Australia) Limited	19-Jun-2015	5,296.69 AUD		-3,428 Common Stock
Credit Suisse Equities (Australia) Limited	19-Jun-2015	3,635.73 AUD		-2,354 Common Stock
Credit Suisse Equities (Australia) Limited	19-Jun-2015	242,101.63 AUD		150,598 Common Stock
Credit Suisse Equities (Australia) Limited	19-Jun-2015	3,468.75 AUD		2,147 Common Stock
Credit Suisse Equities (Australia) Limited	19-Jun-2015	84,435.87 AUD		52,515 Common Stock
Credit Suisse Equities (Australia) Limited	19-Jun-2015	91,926.03 AUD		57,225 Common Stock
Credit Suisse Equities (Australia) Limited	19-Jun-2015	83,871.94 AUD		51,970 Common Stock
Credit Suisse Equities (Australia) Limited	19-Jun-2015	12,835.96 AUD		7,993 Common Stock

Credit Suisse Equities (Australia) Limited	22-Jun-2015	10,935.60 AUD		-7,010 Common Stock
Credit Suisse Equities (Australia) Limited	22-Jun-2015	7,632.22 AUD		-4,932 Common Stock
Credit Suisse Equities (Australia) Limited	22-Jun-2015	4,447.21 AUD		2,755 Common Stock
Credit Suisse Equities (Australia) Limited	22-Jun-2015	174,016.32 AUD		107,755 Common Stock
Credit Suisse Equities (Australia) Limited	22-Jun-2015	9,846.84 AUD		6,104 Common Stock
Credit Suisse Equities (Australia) Limited	22-Jun-2015	47,297.87 AUD		29,293 Common Stock
Credit Suisse Equities (Australia) Limited	22-Jun-2015	17,151.89 AUD		10,614 Common Stock
Credit Suisse Equities (Australia) Limited	22-Jun-2015	34,263.83 AUD		21,216 Common Stock
Credit Suisse Equities (Australia) Limited	23-Jun-2015	456.65 AUD		-290 Common Stock
Credit Suisse Equities (Australia) Limited	23-Jun-2015	677.25 AUD		-430 Common Stock
Credit Suisse Equities (Australia) Limited	23-Jun-2015	29,534.70 AUD		-18,808 Common Stock
Credit Suisse Equities (Australia) Limited	23-Jun-2015	76,628.55 AUD		-48,749 Common Stock
Credit Suisse Equities (Australia) Limited	23-Jun-2015	315,595.28 AUD		-204,932 Common Stock
Credit Suisse Equities (Australia) Limited	23-Jun-2015	3,156.10 AUD		-2,004 Common Stock
Credit Suisse Equities (Australia) Limited	23-Jun-2015	5,099.85 AUD		-3,238 Common Stock
Credit Suisse Equities (Australia) Limited	23-Jun-2015	222,922.22 AUD		138,647 Common Stock
Credit Suisse Equities (Australia) Limited	23-Jun-2015	141,710.11 AUD		88,078 Common Stock
Credit Suisse Equities (Australia) Limited	23-Jun-2015	5,925.40 AUD		3,676 Common Stock
Credit Suisse Equities (Australia) Limited	23-Jun-2015	22,445.17 AUD		13,935 Common Stock
Credit Suisse Equities (Australia) Limited	23-Jun-2015	12,571.31 AUD		7,801 Common Stock
Credit Suisse Equities (Australia) Limited	23-Jun-2015	25,170.71 AUD		15,602 Common Stock
Credit Suisse Equities (Australia) Limited	23-Jun-2015	10,464.81 AUD		6,489 Common Stock
Credit Suisse Equities (Australia) Limited	24-Jun-2015	7,497.56 AUD		-4,632 Common Stock
Credit Suisse Equities (Australia) Limited	24-Jun-2015	18,025.80 AUD		-11,242 Common Stock
Credit Suisse Equities (Australia) Limited	24-Jun-2015	7,041.84 AUD		-4,398 Common Stock
Credit Suisse Equities (Australia) Limited	24-Jun-2015	3,155.23 AUD		-1,966 Common Stock
Credit Suisse Equities (Australia) Limited	24-Jun-2015	23,615.23 AUD		-14,713 Common Stock
Credit Suisse Equities (Australia) Limited	24-Jun-2015	6,309.68 AUD		-3,932 Common Stock
Credit Suisse Equities (Australia) Limited	24-Jun-2015	12,970.57 AUD		7,972 Common Stock
Credit Suisse Equities (Australia) Limited	24-Jun-2015	25,661.72 AUD		15,748 Common Stock
Credit Suisse Equities (Australia) Limited	24-Jun-2015	60,983.53 AUD		37,440 Common Stock
Credit Suisse Equities (Australia) Limited	24-Jun-2015	13,661.92 AUD		8,377 Common Stock
Credit Suisse Equities (Australia) Limited	24-Jun-2015	22,768.59 AUD		13,962 Common Stock
Credit Suisse Equities (Australia) Limited	24-Jun-2015	12,770.15 AUD		7,846 Common Stock

Credit Suisse Equities (Australia) Limited	24-Jun-2015	11,340.19 AUD		6,967 Common Stock
Credit Suisse Equities (Australia) Limited	25-Jun-2015	2,674.87 AUD		-1,664 Common Stock
Credit Suisse Equities (Australia) Limited	25-Jun-2015	3,976.13 AUD		-2,462 Common Stock
Credit Suisse Equities (Australia) Limited	25-Jun-2015	34,312.16 AUD		-21,216 Common Stock
Credit Suisse Equities (Australia) Limited	25-Jun-2015	9,972.17 AUD		6,119 Common Stock
Credit Suisse Equities (Australia) Limited	25-Jun-2015	43,888.68 AUD		26,958 Common Stock
Credit Suisse Equities (Australia) Limited	25-Jun-2015	16,349.21 AUD		10,061 Common Stock
Credit Suisse Equities (Australia) Limited	25-Jun-2015	28,544.00 AUD		17,532 Common Stock
Credit Suisse Equities (Australia) Limited	25-Jun-2015	2,788.51 AUD		1,716 Common Stock
Credit Suisse Equities (Australia) Limited	26-Jun-2015	701.39 AUD		-437 Common Stock
Credit Suisse Equities (Australia) Limited	26-Jun-2015	12,572.55 AUD		-7,828 Common Stock
Credit Suisse Equities (Australia) Limited	26-Jun-2015	142,540.88 AUD		-88,506 Common Stock
Credit Suisse Equities (Australia) Limited	26-Jun-2015	5,994.95 AUD		-3,727 Common Stock
Credit Suisse Equities (Australia) Limited	26-Jun-2015	9,426.36 AUD		-5,868 Common Stock
Credit Suisse Equities (Australia) Limited	26-Jun-2015	36,011.46 AUD		-22,427 Common Stock
Credit Suisse Equities (Australia) Limited	26-Jun-2015	20,924.05 AUD		13,001 Common Stock
Credit Suisse Equities (Australia) Limited	26-Jun-2015	62,026.79 AUD		38,663 Common Stock
Credit Suisse Equities (Australia) Limited	26-Jun-2015	153,930.53 AUD		95,712 Common Stock
Credit Suisse Equities (Australia) Limited	26-Jun-2015	5,762.10 AUD		3,569 Common Stock
Credit Suisse Equities (Australia) Limited	26-Jun-2015	3,155.80 AUD		1,960 Common Stock
Credit Suisse Equities (Australia) Limited	29-Jun-2015	19,093.00 AUD		-11,689 Common Stock
Credit Suisse Equities (Australia) Limited	29-Jun-2015	928.26 AUD		-573 Common Stock
Credit Suisse Equities (Australia) Limited	29-Jun-2015	16,613.48 AUD		-10,208 Common Stock
Credit Suisse Equities (Australia) Limited	29-Jun-2015	7,940.45 AUD		5,044 Common Stock
Credit Suisse Equities (Australia) Limited	29-Jun-2015	101,237.69 AUD		64,244 Common Stock
Credit Suisse Equities (Australia) Limited	29-Jun-2015	19,406.73 AUD		12,299 Common Stock
Credit Suisse Equities (Australia) Limited	29-Jun-2015	20,970.14 AUD		13,284 Common Stock
Credit Suisse Equities (Australia) Limited	29-Jun-2015	711,495.00 AUD		450,000 Common Stock
Credit Suisse Equities (Australia) Limited	29-Jun-2015	183,241.80 AUD		116,344 Common Stock
Credit Suisse Equities (Australia) Limited	30-Jun-2015	41,890.86 AUD		-25,758 Common Stock
Credit Suisse Equities (Australia) Limited	30-Jun-2015	8,398.53 AUD		-5,158 Common Stock
Credit Suisse Equities (Australia) Limited	30-Jun-2015	3,140.55 AUD		-1,933 Common Stock
Credit Suisse Equities (Australia) Limited	30-Jun-2015	65,195.47 AUD		-40,086 Common Stock
Credit Suisse Equities (Australia) Limited	30-Jun-2015	3,150.68 AUD		-1,939 Common Stock

Credit Suisse Equities (Australia) Limited	30-Jun-2015	120,275.43 AUD		75,468 Common Stock
Credit Suisse Equities (Australia) Limited	30-Jun-2015	36,058.51 AUD		22,533 Common Stock
Credit Suisse Equities (Australia) Limited	30-Jun-2015	48,741.53 AUD		30,412 Common Stock
Credit Suisse Equities (Australia) Limited	30-Jun-2015	3,880.00 AUD		2,425 Common Stock
Credit Suisse Equities (Australia) Limited	30-Jun-2015	18,822.79 AUD		11,836 Common Stock
Credit Suisse Equities (Australia) Limited	30-Jun-2015	18,936.00 AUD		11,947 Common Stock
Credit Suisse Equities (Australia) Limited	01-Jul-2015	3,769.92 AUD		-2,342 Common Stock
Credit Suisse Equities (Australia) Limited	01-Jul-2015	7,548.51 AUD		-4,697 Common Stock
Credit Suisse Equities (Australia) Limited	01-Jul-2015	193,115.99 AUD		-120,258 Common Stock
Credit Suisse Equities (Australia) Limited	01-Jul-2015	5,593.64 AUD		-3,512 Common Stock
Credit Suisse Equities (Australia) Limited	01-Jul-2015	34,706.77 AUD		-21,557 Common Stock
Credit Suisse Equities (Australia) Limited	01-Jul-2015	6,310.81 AUD		-3,920 Common Stock
Credit Suisse Equities (Australia) Limited	01-Jul-2015	20,017.85 AUD		-12,501 Common Stock
Credit Suisse Equities (Australia) Limited	01-Jul-2015	2,237.64 AUD		1,377 Common Stock
Credit Suisse Equities (Australia) Limited	01-Jul-2015	119,308.33 AUD		73,010 Common Stock
Credit Suisse Equities (Australia) Limited	01-Jul-2015	46,882.59 AUD		28,685 Common Stock
Credit Suisse Equities (Australia) Limited	02-Jul-2015	18,900.90 AUD		-11,996 Common Stock
Credit Suisse Equities (Australia) Limited	02-Jul-2015	119,205.38 AUD		-75,605 Common Stock
Credit Suisse Equities (Australia) Limited	02-Jul-2015	68,163.45 AUD		-43,206 Common Stock
Credit Suisse Equities (Australia) Limited	02-Jul-2015	15,751.15 AUD		-10,002 Common Stock
Credit Suisse Equities (Australia) Limited	02-Jul-2015	4,314.53 AUD		2,572 Common Stock
Credit Suisse Equities (Australia) Limited	02-Jul-2015	3,651.61 AUD		2,222 Common Stock
Credit Suisse Equities (Australia) Limited	02-Jul-2015	22,471.38 AUD		13,429 Common Stock
Credit Suisse Equities (Australia) Limited	02-Jul-2015	45,804.63 AUD		27,606 Common Stock
Credit Suisse Equities (Australia) Limited	02-Jul-2015	7,429.59 AUD		4,441 Common Stock
Credit Suisse Equities (Australia) Limited	02-Jul-2015	541.19 AUD		322 Common Stock
Credit Suisse Equities (Australia) Limited	03-Jul-2015	33,706.87 AUD		-21,230 Common Stock
Credit Suisse Equities (Australia) Limited	03-Jul-2015	35,051.30 AUD		-21,807 Common Stock
Credit Suisse Equities (Australia) Limited	03-Jul-2015	248,766.92 AUD		-155,373 Common Stock
Credit Suisse Equities (Australia) Limited	03-Jul-2015	7,840.38 AUD		-4,943 Common Stock
Credit Suisse Equities (Australia) Limited	03-Jul-2015	183,241.80 AUD		-116,344 Common Stock
Credit Suisse Equities (Australia) Limited	03-Jul-2015	89,686.80 AUD		53,385 Common Stock
Credit Suisse Equities (Australia) Limited	03-Jul-2015	59,765.10 AUD		36,507 Common Stock
Credit Suisse Equities (Australia) Limited	03-Jul-2015	3,334.03 AUD		2,034 Common Stock

Credit Suisse Equities (Australia) Limited	03-Jul-2015	5,201.03 AUD		3,170 Common Stock
Credit Suisse Equities (Australia) Limited	03-Jul-2015	13,257.77 AUD		8,086 Common Stock
Credit Suisse Equities (Australia) Limited	03-Jul-2015	144,585.84 AUD		86,905 Common Stock
Credit Suisse Equities (Australia) Limited	06-Jul-2015	10,009.57 AUD		-6,125 Common Stock
Credit Suisse Equities (Australia) Limited	06-Jul-2015	25,437.50 AUD		-15,602 Common Stock
Credit Suisse Equities (Australia) Limited	06-Jul-2015	6,226.07 AUD		-3,808 Common Stock
Credit Suisse Equities (Australia) Limited	06-Jul-2015	31,501.08 AUD		-19,327 Common Stock
Credit Suisse Equities (Australia) Limited	06-Jul-2015	171,837.78 AUD		-105,422 Common Stock
Credit Suisse Equities (Australia) Limited	06-Jul-2015	17,290.22 AUD		10,661 Common Stock
Credit Suisse Equities (Australia) Limited	06-Jul-2015	15,987.64 AUD		9,851 Common Stock
Credit Suisse Equities (Australia) Limited	06-Jul-2015	1,683.11 AUD		1,031 Common Stock
Credit Suisse Equities (Australia) Limited	06-Jul-2015	15,830.47 AUD		9,812 Common Stock
Credit Suisse Equities (Australia) Limited	07-Jul-2015	12,561.62 AUD		-7,495 Common Stock
Credit Suisse Equities (Australia) Limited	07-Jul-2015	12,178.07 AUD		-7,252 Common Stock
Credit Suisse Equities (Australia) Limited	07-Jul-2015	16,401.84 AUD		-9,763 Common Stock
Credit Suisse Equities (Australia) Limited	07-Jul-2015	107,090.31 AUD		-64,030 Common Stock
Credit Suisse Equities (Australia) Limited	07-Jul-2015	8,234.76 AUD		-4,911 Common Stock
Credit Suisse Equities (Australia) Limited	07-Jul-2015	8,361.94 AUD		-4,985 Common Stock
Credit Suisse Equities (Australia) Limited	07-Jul-2015	27,951.83 AUD		17,092 Common Stock
Credit Suisse Equities (Australia) Limited	07-Jul-2015	123,048.49 AUD		74,979 Common Stock
Credit Suisse Equities (Australia) Limited	07-Jul-2015	11,942.85 AUD		7,279 Common Stock
Credit Suisse Equities (Australia) Limited	07-Jul-2015	18,624.90 AUD		11,361 Common Stock
Credit Suisse Equities (Australia) Limited	07-Jul-2015	19,184.39 AUD		11,659 Common Stock
Credit Suisse Equities (Australia) Limited	07-Jul-2015	9,414.44 AUD		5,763 Common Stock
Credit Suisse Equities (Australia) Limited	07-Jul-2015	9,460.87 AUD		5,745 Common Stock
Credit Suisse Equities (Australia) Limited	07-Jul-2015	7,512.07 AUD		4,573 Common Stock
Credit Suisse Equities (Australia) Limited	08-Jul-2015	Refer to Annexure D of Notice	Stock returned under ASLA	-490,372 Common Stock
Credit Suisse Equities (Australia) Limited	08-Jul-2015	Refer to Annexure D of Notice	Stock returned under ASLA	-328 Common Stock
Credit Suisse Equities (Australia) Limited	08-Jul-2015	Refer to Annexure D of Notice	Stock returned under ASLA	-52,000 Common Stock
Credit Suisse Equities (Australia) Limited	08-Jul-2015	3,159.85 AUD		-1,921 Common Stock
Credit Suisse Equities (Australia) Limited	08-Jul-2015	8,850.16 AUD		-5,347 Common Stock
Credit Suisse Equities (Australia) Limited	08-Jul-2015	18,587.87 AUD		-11,359 Common Stock
Credit Suisse Equities (Australia) Limited	08-Jul-2015	10,857.98 AUD		-6,511 Common Stock



Credit Suisse Equities (Australia) Limited	08-Jul-2015	108,751.76 AUD		-66,171 Common Stock
Credit Suisse Equities (Australia) Limited	08-Jul-2015	131,707.44 AUD		-80,188 Common Stock
Credit Suisse Equities (Australia) Limited	08-Jul-2015	9,479.40 AUD		-5,784 Common Stock
Credit Suisse Equities (Australia) Limited	08-Jul-2015	708.50 AUD		-435 Common Stock
Credit Suisse Equities (Australia) Limited	08-Jul-2015	89,686.80 AUD		-53,385 Common Stock
Credit Suisse Equities (Australia) Limited	08-Jul-2015	13.12 AUD		8 Common Stock
Credit Suisse Equities (Australia) Limited	08-Jul-2015	10,459.80 AUD		6,401 Common Stock
Credit Suisse Equities (Australia) Limited	08-Jul-2015	34,905.49 AUD		21,325 Common Stock
Credit Suisse Equities (Australia) Limited	08-Jul-2015	6,353.65 AUD		3,887 Common Stock
Credit Suisse Equities (Australia) Limited	08-Jul-2015	6,292.43 AUD		3,842 Common Stock
Credit Suisse Equities (Australia) Limited	08-Jul-2015	6,286.96 AUD		3,845 Common Stock
Credit Suisse Equities (Australia) Limited	09-Jul-2015	11,680.55 AUD		-7,255 Common Stock
Credit Suisse Equities (Australia) Limited	09-Jul-2015	3,160.36 AUD		-1,957 Common Stock
Credit Suisse Equities (Australia) Limited	09-Jul-2015	12,557.56 AUD		-7,765 Common Stock
Credit Suisse Equities (Australia) Limited	09-Jul-2015	2,429.18 AUD		-1,502 Common Stock
Credit Suisse Equities (Australia) Limited	09-Jul-2015	8,607.82 AUD		-5,300 Common Stock
Credit Suisse Equities (Australia) Limited	09-Jul-2015	6,415.74 AUD		-3,966 Common Stock
Credit Suisse Equities (Australia) Limited	09-Jul-2015	138,185.30 AUD		-85,401 Common Stock
Credit Suisse Equities (Australia) Limited	09-Jul-2015	95,224.69 AUD		58,743 Common Stock
Credit Suisse Equities (Australia) Limited	09-Jul-2015	6,019.00 AUD		3,704 Common Stock
Credit Suisse Equities (Australia) Limited	10-Jul-2015	14,515.44 AUD		-8,847 Common Stock
Credit Suisse Equities (Australia) Limited	10-Jul-2015	7,711.41 AUD		-4,682 Common Stock
Credit Suisse Equities (Australia) Limited	10-Jul-2015	2,620.83 AUD		-1,604 Common Stock
Credit Suisse Equities (Australia) Limited	10-Jul-2015	94.05 AUD		-57 Common Stock
Credit Suisse Equities (Australia) Limited	10-Jul-2015	6,626.35 AUD		4,093 Common Stock
Credit Suisse Equities (Australia) Limited	10-Jul-2015	2,106.00 AUD		1,296 Common Stock
Credit Suisse Equities (Australia) Limited	12-Jul-2015	69,605.25 AUD		42,834 Common Stock
Credit Suisse Equities (Australia) Limited	13-Jul-2015	1,205.02 AUD		-737 Common Stock
Credit Suisse Equities (Australia) Limited	13-Jul-2015	3,486.45 AUD		-2,131 Common Stock
Credit Suisse Equities (Australia) Limited	13-Jul-2015	7,873.41 AUD		-4,816 Common Stock
Credit Suisse Equities (Australia) Limited	13-Jul-2015	10,477.45 AUD		-6,402 Common Stock
Credit Suisse Equities (Australia) Limited	13-Jul-2015	45,749.40 AUD		-27,990 Common Stock
Credit Suisse Equities (Australia) Limited	13-Jul-2015	65,158.31 AUD		39,977 Common Stock
Credit Suisse Equities (Australia) Limited	13-Jul-2015	8,141.42 AUD		5,023 Common Stock

Credit Suisse Equities (Australia) Limited	13-Jul-2015	28,714.42 AUD		17,653 Common Stock
Credit Suisse Equities (Australia) Limited	13-Jul-2015	3,361.73 AUD		2,059 Common Stock
Credit Suisse Equities (Australia) Limited	14-Jul-2015	21,613.32 AUD		-13,363 Common Stock
Credit Suisse Equities (Australia) Limited	14-Jul-2015	5,591.28 AUD		-3,441 Common Stock
Credit Suisse Equities (Australia) Limited	14-Jul-2015	12,594.30 AUD		-7,756 Common Stock
Credit Suisse Equities (Australia) Limited	14-Jul-2015	160,695.68 AUD		-99,128 Common Stock
Credit Suisse Equities (Australia) Limited	14-Jul-2015	102,779.31 AUD		-63,320 Common Stock
Credit Suisse Equities (Australia) Limited	14-Jul-2015	16,714.70 AUD		-10,326 Common Stock
Credit Suisse Equities (Australia) Limited	14-Jul-2015	163.76 AUD		100 Common Stock
Credit Suisse Equities (Australia) Limited	14-Jul-2015	6,530.65 AUD		3,970 Common Stock
Credit Suisse Equities (Australia) Limited	14-Jul-2015	20,766.27 AUD		12,606 Common Stock
Credit Suisse Equities (Australia) Limited	14-Jul-2015	48,942.80 AUD		29,665 Common Stock
Credit Suisse Equities (Australia) Limited	15-Jul-2015	34,297.75 AUD		-21,137 Common Stock
Credit Suisse Equities (Australia) Limited	15-Jul-2015	64,418.62 AUD		-39,726 Common Stock
Credit Suisse Equities (Australia) Limited	15-Jul-2015	379.45 AUD		-235 Common Stock
Credit Suisse Equities (Australia) Limited	15-Jul-2015	22,005.67 AUD		-13,567 Common Stock
Credit Suisse Equities (Australia) Limited	15-Jul-2015	14,567.01 AUD		-8,961 Common Stock
Credit Suisse Equities (Australia) Limited	15-Jul-2015	5,809.38 AUD		-3,575 Common Stock
Credit Suisse Equities (Australia) Limited	15-Jul-2015	9,252.17 AUD		-5,703 Common Stock
Credit Suisse Equities (Australia) Limited	15-Jul-2015	10,796.49 AUD		6,541 Common Stock
Credit Suisse Equities (Australia) Limited	15-Jul-2015	24,560.09 AUD		14,886 Common Stock
Credit Suisse Equities (Australia) Limited	15-Jul-2015	8,346.52 AUD		5,062 Common Stock
Credit Suisse Equities (Australia) Limited	15-Jul-2015	Refer to Annexure D of Notice	Stock borrowed under ASLA	24,000 Common Stock
Credit Suisse Equities (Australia) Limited	15-Jul-2015	11.55 AUD		7 Common Stock
Credit Suisse Equities (Australia) Limited	16-Jul-2015	136,530.25 AUD		-84,164 Common Stock
Credit Suisse Equities (Australia) Limited	16-Jul-2015	69,605.25 AUD		-42,834 Common Stock
Credit Suisse Equities (Australia) Limited	16-Jul-2015	23,977.76 AUD		-14,881 Common Stock
Credit Suisse Equities (Australia) Limited	16-Jul-2015	9,475.41 AUD		-5,826 Common Stock
Credit Suisse Equities (Australia) Limited	16-Jul-2015	12,575.35 AUD		-7,787 Common Stock
Credit Suisse Equities (Australia) Limited	16-Jul-2015	3,006.57 AUD		-1,848 Common Stock
Credit Suisse Equities (Australia) Limited	16-Jul-2015	6,943.90 AUD		-4,320 Common Stock
Credit Suisse Equities (Australia) Limited	16-Jul-2015	60,715.26 AUD		36,927 Common Stock
Credit Suisse Equities (Australia) Limited	16-Jul-2015	18,811.74 AUD		11,471 Common Stock
Credit Suisse Equities (Australia) Limited	16-Jul-2015	Refer to Annexure D of Notice	Stock borrowed	1,000 Common Stock

			under ASLA	
Credit Suisse Equities (Australia) Limited	16-Jul-2015	Refer to Annexure D of Notice	Stock borrowed under ASLA	11,000 Common Stock
Credit Suisse Equities (Australia) Limited	16-Jul-2015	17,616.40 AUD		10,719 Common Stock
Credit Suisse Equities (Australia) Limited	16-Jul-2015	6,530.88 AUD		3,971 Common Stock
Credit Suisse Equities (Australia) Limited	16-Jul-2015	922.71 AUD		560 Common Stock
Credit Suisse Equities (Australia) Limited	16-Jul-2015	9,466.05 AUD		5,737 Common Stock
Credit Suisse Equities (Australia) Limited	17-Jul-2015	6,309.07 AUD		-3,836 Common Stock
Credit Suisse Equities (Australia) Limited	17-Jul-2015	3,997.73 AUD		-2,428 Common Stock
Credit Suisse Equities (Australia) Limited	17-Jul-2015	9,063.86 AUD		-5,518 Common Stock
Credit Suisse Equities (Australia) Limited	17-Jul-2015	11,670.33 AUD		-7,063 Common Stock
Credit Suisse Equities (Australia) Limited	17-Jul-2015	47,273.69 AUD		-28,771 Common Stock
Credit Suisse Equities (Australia) Limited	17-Jul-2015	2,441.29 AUD		-1,476 Common Stock
Credit Suisse Equities (Australia) Limited	17-Jul-2015	6,304.79 AUD		-3,839 Common Stock
Credit Suisse Equities (Australia) Limited	17-Jul-2015	28,237.27 AUD		17,283 Common Stock
Credit Suisse Equities (Australia) Limited	17-Jul-2015	113,603.13 AUD		69,658 Common Stock
Credit Suisse Equities (Australia) Limited	17-Jul-2015	2,212.58 AUD		1,362 Common Stock
Credit Suisse Equities (Australia) Limited	17-Jul-2015	3,538.38 AUD		2,178 Common Stock
Credit Suisse Equities (Australia) Limited	17-Jul-2015	665.03 AUD		409 Common Stock
Credit Suisse Equities (Australia) Limited	20-Jul-2015	12,588.71 AUD		-7,636 Common Stock
Credit Suisse Equities (Australia) Limited	20-Jul-2015	115,156.63 AUD		-69,852 Common Stock
Credit Suisse Equities (Australia) Limited	20-Jul-2015	22,036.69 AUD		-13,358 Common Stock
Credit Suisse Equities (Australia) Limited	20-Jul-2015	7,105.75 AUD		-4,314 Common Stock
Credit Suisse Equities (Australia) Limited	20-Jul-2015	2,196.15 AUD		-1,331 Common Stock
Credit Suisse Equities (Australia) Limited	20-Jul-2015	8,358.00 AUD		-5,062 Common Stock
Credit Suisse Equities (Australia) Limited	20-Jul-2015	911.27 AUD		563 Common Stock
Credit Suisse Equities (Australia) Limited	20-Jul-2015	64,366.87 AUD		39,712 Common Stock
Credit Suisse Equities (Australia) Limited	20-Jul-2015	23,600.90 AUD		14,575 Common Stock
Credit Suisse Equities (Australia) Limited	20-Jul-2015	6,283.52 AUD		3,878 Common Stock
Credit Suisse Equities (Australia) Limited	20-Jul-2015	3,151.06 AUD		1,951 Common Stock
Credit Suisse Equities (Australia) Limited	20-Jul-2015	56,912.22 AUD		35,131 Common Stock
Credit Suisse Equities (Australia) Limited	21-Jul-2015	117,265.04 AUD		-71,300 Common Stock
Credit Suisse Equities (Australia) Limited	21-Jul-2015	3,120.88 AUD		-1,915 Common Stock
Credit Suisse Equities (Australia) Limited	21-Jul-2015	2,901.03 AUD		-1,762 Common Stock
Credit Suisse Equities (Australia) Limited	21-Jul-2015	5,015.68 AUD		-3,063 Common Stock

Credit Suisse Equities (Australia) Limited	21-Jul-2015	6,362.40 AUD		-3,856 Common Stock
Credit Suisse Equities (Australia) Limited	21-Jul-2015	45,531.21 AUD		28,258 Common Stock
Credit Suisse Equities (Australia) Limited	21-Jul-2015	1,317.50 AUD		820 Common Stock
Credit Suisse Equities (Australia) Limited	21-Jul-2015	Refer to Annexure D of Notice	Stock borrowed under ASLA	51,000 Common Stock
Credit Suisse Equities (Australia) Limited	21-Jul-2015	37,150.52 AUD		22,978 Common Stock
Credit Suisse Equities (Australia) Limited	21-Jul-2015	322,372.40 AUD		199,981 Common Stock
Credit Suisse Equities (Australia) Limited	21-Jul-2015	28,660.90 AUD		17,739 Common Stock
Credit Suisse Equities (Australia) Limited	21-Jul-2015	14,975.53 AUD		9,286 Common Stock
Credit Suisse Equities (Australia) Limited	21-Jul-2015	37,732.97 AUD		23,409 Common Stock
Credit Suisse Equities (Australia) Limited	22-Jul-2015	2,128.77 AUD		-1,302 Common Stock
Credit Suisse Equities (Australia) Limited	22-Jul-2015	19,863.62 AUD		-12,169 Common Stock
Credit Suisse Equities (Australia) Limited	22-Jul-2015	3,126.12 AUD		-1,912 Common Stock
Credit Suisse Equities (Australia) Limited	22-Jul-2015	9,466.05 AUD		-5,737 Common Stock
Credit Suisse Equities (Australia) Limited	22-Jul-2015	22,557.71 AUD		14,011 Common Stock
Credit Suisse Equities (Australia) Limited	22-Jul-2015	20,885.53 AUD		13,113 Common Stock
Credit Suisse Equities (Australia) Limited	22-Jul-2015	216,136.10 AUD		135,231 Common Stock
Credit Suisse Equities (Australia) Limited	22-Jul-2015	44,541.97 AUD		27,926 Common Stock
Credit Suisse Equities (Australia) Limited	22-Jul-2015	18,881.58 AUD		11,867 Common Stock
Credit Suisse Equities (Australia) Limited	23-Jul-2015	6,339.15 AUD		-3,920 Common Stock
Credit Suisse Equities (Australia) Limited	23-Jul-2015	1,034.06 AUD		-640 Common Stock
Credit Suisse Equities (Australia) Limited	23-Jul-2015	3,508.59 AUD		-2,166 Common Stock
Credit Suisse Equities (Australia) Limited	23-Jul-2015	41,231.26 AUD		25,902 Common Stock
Credit Suisse Equities (Australia) Limited	23-Jul-2015	251,580.22 AUD		157,858 Common Stock
Credit Suisse Equities (Australia) Limited	23-Jul-2015	13,106.49 AUD		8,135 Common Stock
Credit Suisse Equities (Australia) Limited	23-Jul-2015	28,202.01 AUD		17,736 Common Stock
Credit Suisse Equities (Australia) Limited	23-Jul-2015	44,336.80 AUD		27,848 Common Stock
Credit Suisse Equities (Australia) Limited	24-Jul-2015	21,205.85 AUD		-13,186 Common Stock
Credit Suisse Equities (Australia) Limited	24-Jul-2015	2,186.38 AUD		-1,358 Common Stock
Credit Suisse Equities (Australia) Limited	24-Jul-2015	56,912.22 AUD		-35,131 Common Stock
Credit Suisse Equities (Australia) Limited	24-Jul-2015	5,047.74 AUD		-3,124 Common Stock
Credit Suisse Equities (Australia) Limited	24-Jul-2015	106,675.97 AUD		66,951 Common Stock
Credit Suisse Equities (Australia) Limited	24-Jul-2015	4,665.38 AUD		2,925 Common Stock
Credit Suisse Equities (Australia) Limited	24-Jul-2015	9,412.90 AUD		5,913 Common Stock
Credit Suisse Equities (Australia) Limited	24-Jul-2015	3,407.13 AUD		2,136 Common Stock

Credit Suisse Equities (Australia) Limited	27-Jul-2015	2,168.73 AUD		-1,352 Common Stock
Credit Suisse Equities (Australia) Limited	27-Jul-2015	12,953.71 AUD		-8,148 Common Stock
Credit Suisse Equities (Australia) Limited	27-Jul-2015	4,289.01 AUD		-2,706 Common Stock
Credit Suisse Equities (Australia) Limited	27-Jul-2015	9,964.51 AUD		6,222 Common Stock
Credit Suisse Equities (Australia) Limited	27-Jul-2015	47,781.53 AUD		29,830 Common Stock
Credit Suisse Equities (Australia) Limited	27-Jul-2015	6,320.65 AUD		3,944 Common Stock
Credit Suisse Equities (Australia) Limited	27-Jul-2015	6,321.44 AUD		3,944 Common Stock
Credit Suisse Equities (Australia) Limited	28-Jul-2015	1,279.82 AUD		-812 Common Stock
Credit Suisse Equities (Australia) Limited	28-Jul-2015	28,572.17 AUD		-17,806 Common Stock
Credit Suisse Equities (Australia) Limited	28-Jul-2015	20,623.92 AUD		-13,025 Common Stock
Credit Suisse Equities (Australia) Limited	28-Jul-2015	2,540.16 AUD		-1,591 Common Stock
Credit Suisse Equities (Australia) Limited	28-Jul-2015	11,542.88 AUD		7,233 Common Stock
Credit Suisse Equities (Australia) Limited	28-Jul-2015	84,375.96 AUD		52,746 Common Stock
Credit Suisse Equities (Australia) Limited	28-Jul-2015	18,914.85 AUD		11,824 Common Stock
Credit Suisse Equities (Australia) Limited	28-Jul-2015	18,915.05 AUD		11,833 Common Stock
Credit Suisse Equities (Australia) Limited	28-Jul-2015	103,532.80 AUD		64,708 Common Stock
Credit Suisse Equities (Australia) Limited	29-Jul-2015	791.12 AUD		-496 Common Stock
Credit Suisse Equities (Australia) Limited	29-Jul-2015	2,626.18 AUD		-1,648 Common Stock
Credit Suisse Equities (Australia) Limited	29-Jul-2015	4,073.55 AUD		-2,558 Common Stock
Credit Suisse Equities (Australia) Limited	29-Jul-2015	6,179.03 AUD		-3,874 Common Stock
Credit Suisse Equities (Australia) Limited	29-Jul-2015	54,476.85 AUD		34,119 Common Stock
Credit Suisse Equities (Australia) Limited	29-Jul-2015	111,387.88 AUD		69,803 Common Stock
Credit Suisse Equities (Australia) Limited	29-Jul-2015	4,049.26 AUD		2,541 Common Stock
Credit Suisse Equities (Australia) Limited	29-Jul-2015	456.33 AUD		287 Common Stock
Credit Suisse Equities (Australia) Limited	29-Jul-2015	26,518.17 AUD		16,578 Common Stock
Credit Suisse Equities (Australia) Limited	29-Jul-2015	20,467.52 AUD		12,789 Common Stock
Credit Suisse Equities (Australia) Limited	29-Jul-2015	15,476.09 AUD		9,678 Common Stock
Credit Suisse Equities (Australia) Limited	30-Jul-2015	28,149.06 AUD		-17,511 Common Stock
Credit Suisse Equities (Australia) Limited	30-Jul-2015	44,004.68 AUD		-27,397 Common Stock
Credit Suisse Equities (Australia) Limited	30-Jul-2015	3,705.85 AUD		-2,309 Common Stock
Credit Suisse Equities (Australia) Limited	30-Jul-2015	1,960.82 AUD		-1,229 Common Stock
Credit Suisse Equities (Australia) Limited	30-Jul-2015	8,343.44 AUD		-5,205 Common Stock
Credit Suisse Equities (Australia) Limited	30-Jul-2015	3,759.73 AUD		2,334 Common Stock
Credit Suisse Equities (Australia) Limited	30-Jul-2015	268.09 AUD		166 Common Stock

Credit Suisse Equities (Australia) Limited	30-Jul-2015	134,366.09 AUD		82,348 Common Stock
Credit Suisse Equities (Australia) Limited	30-Jul-2015	7,074.96 AUD		4,314 Common Stock
Credit Suisse Equities (Australia) Limited	30-Jul-2015	18,979.47 AUD		11,631 Common Stock
Credit Suisse Equities (Australia) Limited	30-Jul-2015	15,844.07 AUD		9,743 Common Stock
Credit Suisse Equities (Australia) Limited	31-Jul-2015	2,324.35 AUD		-1,467 Common Stock
Credit Suisse Equities (Australia) Limited	31-Jul-2015	25,127.75 AUD		-15,794 Common Stock
Credit Suisse Equities (Australia) Limited	31-Jul-2015	25,736.46 AUD		-16,156 Common Stock
Credit Suisse Equities (Australia) Limited	31-Jul-2015	6,868.12 AUD		-4,304 Common Stock
Credit Suisse Equities (Australia) Limited	31-Jul-2015	11,754.93 AUD		-7,366 Common Stock
Credit Suisse Equities (Australia) Limited	31-Jul-2015	10,983.22 AUD		-6,869 Common Stock
Credit Suisse Equities (Australia) Limited	31-Jul-2015	815.10 AUD		494 Common Stock
Credit Suisse Equities (Australia) Limited	31-Jul-2015	559.57 AUD		341 Common Stock
Credit Suisse Equities (Australia) Limited	31-Jul-2015	24,961.38 AUD		15,214 Common Stock
Credit Suisse Equities (Australia) Limited	31-Jul-2015	10,222.93 AUD		6,271 Common Stock
Credit Suisse Equities (Australia) Limited	31-Jul-2015	7,209.64 AUD		4,398 Common Stock
Credit Suisse Equities (Australia) Limited	02-Aug-2015	34,749.97 AUD		21,319 Common Stock
Credit Suisse Equities (Australia) Limited	03-Aug-2015	8,081.13 AUD		4,899 Common Stock
Credit Suisse Equities (Australia) Limited	03-Aug-2015	7,756.85 AUD		4,676 Common Stock
Credit Suisse Equities (Australia) Limited	03-Aug-2015	36,399.96 AUD		21,880 Common Stock
Credit Suisse Equities (Australia) Limited	03-Aug-2015	5,214.15 AUD		3,159 Common Stock
Credit Suisse Equities (Australia) Limited	03-Aug-2015	3,170.04 AUD		1,898 Common Stock
Credit Suisse Equities (Australia) Limited	04-Aug-2015	1,119.39 AUD		-704 Common Stock
Credit Suisse Equities (Australia) Limited	04-Aug-2015	14,017.54 AUD		-8,767 Common Stock
Credit Suisse Equities (Australia) Limited	04-Aug-2015	22,586.73 AUD		-14,104 Common Stock
Credit Suisse Equities (Australia) Limited	04-Aug-2015	5,918.32 AUD		-3,706 Common Stock
Credit Suisse Equities (Australia) Limited	04-Aug-2015	103,532.80 AUD		-64,708 Common Stock
Credit Suisse Equities (Australia) Limited	04-Aug-2015	124.13 AUD		75 Common Stock
Credit Suisse Equities (Australia) Limited	04-Aug-2015	53,759.52 AUD		32,288 Common Stock
Credit Suisse Equities (Australia) Limited	04-Aug-2015	227.29 AUD		137 Common Stock
Credit Suisse Equities (Australia) Limited	04-Aug-2015	21,735.33 AUD		12,954 Common Stock
Credit Suisse Equities (Australia) Limited	05-Aug-2015	194.70 AUD		-118 Common Stock
Credit Suisse Equities (Australia) Limited	05-Aug-2015	22,666.98 AUD		-13,918 Common Stock
Credit Suisse Equities (Australia) Limited	05-Aug-2015	10,093.99 AUD		-6,121 Common Stock
Credit Suisse Equities (Australia) Limited	05-Aug-2015	5,845.95 AUD		-3,543 Common Stock

Credit Suisse Equities (Australia) Limited	05-Aug-2015	7,983.40 AUD		-4,905 Common Stock
Credit Suisse Equities (Australia) Limited	05-Aug-2015	266.85 AUD		-166 Common Stock
Credit Suisse Equities (Australia) Limited	05-Aug-2015	2,556.32 AUD		1,525 Common Stock
Credit Suisse Equities (Australia) Limited	05-Aug-2015	14,310.74 AUD		8,530 Common Stock
Credit Suisse Equities (Australia) Limited	05-Aug-2015	2,460.89 AUD		1,467 Common Stock
Credit Suisse Equities (Australia) Limited	06-Aug-2015	6,295.49 AUD		-3,804 Common Stock
Credit Suisse Equities (Australia) Limited	06-Aug-2015	56,262.19 AUD		-33,931 Common Stock
Credit Suisse Equities (Australia) Limited	06-Aug-2015	3,782.89 AUD		-2,280 Common Stock
Credit Suisse Equities (Australia) Limited	06-Aug-2015	34,749.97 AUD		-21,319 Common Stock
Credit Suisse Equities (Australia) Limited	06-Aug-2015	3,379.38 AUD		-2,074 Common Stock
Credit Suisse Equities (Australia) Limited	06-Aug-2015	8,435.62 AUD		-5,189 Common Stock
Credit Suisse Equities (Australia) Limited	06-Aug-2015	17,963.33 AUD		-11,025 Common Stock
Credit Suisse Equities (Australia) Limited	06-Aug-2015	22,109.69 AUD		-13,581 Common Stock
Credit Suisse Equities (Australia) Limited	06-Aug-2015	58,198.36 AUD		35,259 Common Stock
Credit Suisse Equities (Australia) Limited	06-Aug-2015	54,064.86 AUD		32,743 Common Stock
Credit Suisse Equities (Australia) Limited	06-Aug-2015	10,352.69 AUD		6,267 Common Stock
Credit Suisse Equities (Australia) Limited	07-Aug-2015	56,440.47 AUD		-33,907 Common Stock
Credit Suisse Equities (Australia) Limited	07-Aug-2015	12,591.03 AUD		-7,564 Common Stock
Credit Suisse Equities (Australia) Limited	07-Aug-2015	5,004.23 AUD		-3,005 Common Stock
Credit Suisse Equities (Australia) Limited	07-Aug-2015	54,347.44 AUD		-32,686 Common Stock
Credit Suisse Equities (Australia) Limited	07-Aug-2015	15,604.61 AUD		-9,306 Common Stock
Credit Suisse Equities (Australia) Limited	07-Aug-2015	12,467.28 AUD		-7,421 Common Stock
Credit Suisse Equities (Australia) Limited	07-Aug-2015	57,363.18 AUD		35,815 Common Stock
Credit Suisse Equities (Australia) Limited	07-Aug-2015	6,079.08 AUD		3,803 Common Stock
Credit Suisse Equities (Australia) Limited	07-Aug-2015	24,318.36 AUD		15,314 Common Stock
Credit Suisse Equities (Australia) Limited	07-Aug-2015	71,696.45 AUD		45,020 Common Stock
Credit Suisse Equities (Australia) Limited	07-Aug-2015	8,062.24 AUD		5,109 Common Stock
Credit Suisse Equities (Australia) Limited	07-Aug-2015	9,423.31 AUD		5,901 Common Stock
Credit Suisse Equities (Australia) Limited	10-Aug-2015	2,464.56 AUD		-1,467 Common Stock
Credit Suisse Equities (Australia) Limited	10-Aug-2015	18,262.23 AUD		-10,867 Common Stock
Credit Suisse Equities (Australia) Limited	10-Aug-2015	5,681.82 AUD		-3,372 Common Stock
Credit Suisse Equities (Australia) Limited	10-Aug-2015	43,411.59 AUD		-25,872 Common Stock
Credit Suisse Equities (Australia) Limited	10-Aug-2015	1,707.62 AUD		-1,024 Common Stock
Credit Suisse Equities (Australia) Limited	10-Aug-2015	3,112.53 AUD		-1,898 Common Stock

Credit Suisse Equities (Australia) Limited	10-Aug-2015	2,611.18 AUD		-1,577 Common Stock
Credit Suisse Equities (Australia) Limited	10-Aug-2015	9,476.31 AUD		5,935 Common Stock
Credit Suisse Equities (Australia) Limited	10-Aug-2015	94,041.48 AUD		59,099 Common Stock
Credit Suisse Equities (Australia) Limited	10-Aug-2015	7,105.98 AUD		4,448 Common Stock
Credit Suisse Equities (Australia) Limited	10-Aug-2015	11,873.60 AUD		7,421 Common Stock
Credit Suisse Equities (Australia) Limited	10-Aug-2015	5,771.41 AUD		3,613 Common Stock
Credit Suisse Equities (Australia) Limited	10-Aug-2015	6,331.69 AUD		3,994 Common Stock
Credit Suisse Equities (Australia) Limited	11-Aug-2015	Refer to Annexure D of Notice	Stock returned under OSLA	-11,000 Common Stock
Credit Suisse Equities (Australia) Limited	11-Aug-2015	Refer to Annexure D of Notice	Stock returned under OSLA	-1,000 Common Stock
Credit Suisse Equities (Australia) Limited	11-Aug-2015	30,900.44 AUD		-18,723 Common Stock
Credit Suisse Equities (Australia) Limited	11-Aug-2015	12,564.61 AUD		-7,608 Common Stock
Credit Suisse Equities (Australia) Limited	11-Aug-2015	16,238.68 AUD		-9,834 Common Stock
Credit Suisse Equities (Australia) Limited	11-Aug-2015	95,558.69 AUD		-57,867 Common Stock
Credit Suisse Equities (Australia) Limited	11-Aug-2015	28,997.57 AUD		-17,535 Common Stock
Credit Suisse Equities (Australia) Limited	11-Aug-2015	4,412.10 AUD		-2,674 Common Stock
Credit Suisse Equities (Australia) Limited	11-Aug-2015	619.20 AUD		387 Common Stock
Credit Suisse Equities (Australia) Limited	11-Aug-2015	39,870.11 AUD		25,353 Common Stock
Credit Suisse Equities (Australia) Limited	11-Aug-2015	7,133.86 AUD		4,542 Common Stock
Credit Suisse Equities (Australia) Limited	11-Aug-2015	12,989.89 AUD		8,195 Common Stock
Credit Suisse Equities (Australia) Limited	12-Aug-2015	22,622.22 AUD		-14,215 Common Stock
Credit Suisse Equities (Australia) Limited	12-Aug-2015	40,795.14 AUD		-25,454 Common Stock
Credit Suisse Equities (Australia) Limited	12-Aug-2015	11,044.56 AUD		7,067 Common Stock
Credit Suisse Equities (Australia) Limited	12-Aug-2015	2,144.35 AUD		1,379 Common Stock
Credit Suisse Equities (Australia) Limited	12-Aug-2015	25,571.67 AUD		16,452 Common Stock
Credit Suisse Equities (Australia) Limited	12-Aug-2015	851.17 AUD		547 Common Stock
Credit Suisse Equities (Australia) Limited	13-Aug-2015	Refer to Annexure D of Notice	Stock returned under OSLA	-51,000 Common Stock
Credit Suisse Equities (Australia) Limited	13-Aug-2015	Refer to Annexure D of Notice	Stock returned under OSLA	-24,000 Common Stock
Credit Suisse Equities (Australia) Limited	13-Aug-2015	25,665.25 AUD		-16,125 Common Stock
Credit Suisse Equities (Australia) Limited	13-Aug-2015	21,792.01 AUD		-13,632 Common Stock
Credit Suisse Equities (Australia) Limited	13-Aug-2015	231.53 AUD		-147 Common Stock
Credit Suisse Equities (Australia) Limited	13-Aug-2015	4,411.77 AUD		-2,766 Common Stock
Credit Suisse Equities (Australia) Limited	13-Aug-2015	1,790.26 AUD		1,155 Common Stock
Credit Suisse Equities (Australia) Limited	13-Aug-2015	9,724.40 AUD		6,251 Common Stock



(Australia) Limited			
Credit Suisse Equities (Australia) Limited	13-Aug-2015	1,339.06 AUD	857 Common Stock
Credit Suisse Equities (Australia) Limited	13-Aug-2015	15,938.72 AUD	10,233 Common Stock
Credit Suisse Equities (Australia) Limited	14-Aug-2015	14,242.75 AUD	-9,024 Common Stock
Credit Suisse Equities (Australia) Limited	14-Aug-2015	36,365.15 AUD	-23,099 Common Stock
Credit Suisse Equities (Australia) Limited	14-Aug-2015	1.57 AUD	-1 Common Stock
Credit Suisse Equities (Australia) Limited	14-Aug-2015	1,458.45 AUD	-926 Common Stock
Credit Suisse Equities (Australia) Limited	14-Aug-2015	70,524.60 AUD	-44,829 Common Stock
Credit Suisse Equities (Australia) Limited	14-Aug-2015	2,164.10 AUD	1,395 Common Stock
Credit Suisse Equities (Australia) Limited	14-Aug-2015	685.30 AUD	440 Common Stock
Credit Suisse Equities (Australia) Limited	14-Aug-2015	909.70 AUD	585 Common Stock
Credit Suisse Equities (Australia) Limited	14-Aug-2015	2,178.36 AUD	1,399 Common Stock
Credit Suisse Equities (Australia) Limited	17-Aug-2015	5,832.44 AUD	-3,735 Common Stock
Credit Suisse Equities (Australia) Limited	17-Aug-2015	33,743.86 AUD	-21,608 Common Stock
Credit Suisse Equities (Australia) Limited	17-Aug-2015	7,907.50 AUD	-5,084 Common Stock
Credit Suisse Equities (Australia) Limited	17-Aug-2015	3,202.33 AUD	-2,056 Common Stock
Credit Suisse Equities (Australia) Limited	17-Aug-2015	44,145.13 AUD	-28,377 Common Stock
Credit Suisse Equities (Australia) Limited	17-Aug-2015	36,038.32 AUD	-23,087 Common Stock
Credit Suisse Equities (Australia) Limited	17-Aug-2015	2,461.38 AUD	1,614 Common Stock
Credit Suisse Equities (Australia) Limited	17-Aug-2015	804.57 AUD	518 Common Stock
Credit Suisse Equities (Australia) Limited	17-Aug-2015	2,300.11 AUD	1,491 Common Stock
Credit Suisse Equities (Australia) Limited	17-Aug-2015	24,671.35 AUD	16,122 Common Stock
Credit Suisse Equities (Australia) Limited	17-Aug-2015	5,949.73 AUD	3,884 Common Stock
Credit Suisse Equities (Australia) Limited	18-Aug-2015	4,706.43 AUD	-3,019 Common Stock
Credit Suisse Equities (Australia) Limited	18-Aug-2015	64,102.32 AUD	-41,167 Common Stock
Credit Suisse Equities (Australia) Limited	18-Aug-2015	3,161.10 AUD	-2,020 Common Stock
Credit Suisse Equities (Australia) Limited	18-Aug-2015	7,814.50 AUD	-5,000 Common Stock
Credit Suisse Equities (Australia) Limited	18-Aug-2015	22,132.20 AUD	-14,209 Common Stock
Credit Suisse Equities (Australia) Limited	18-Aug-2015	11,565.58 AUD	-7,418 Common Stock
Credit Suisse Equities (Australia) Limited	18-Aug-2015	22,602.25 AUD	-14,430 Common Stock
Credit Suisse Equities (Australia) Limited	18-Aug-2015	39,817.78 AUD	25,902 Common Stock
Credit Suisse Equities (Australia) Limited	18-Aug-2015	10,603.85 AUD	6,904 Common Stock
Credit Suisse Equities (Australia) Limited	18-Aug-2015	9,628.97 AUD	6,328 Common Stock
Credit Suisse Equities (Australia) Limited	19-Aug-2015	10,614.42 AUD	-6,826 Common Stock
Credit Suisse Equities (Australia) Limited	19-Aug-2015	3,848.11 AUD	-2,469 Common Stock

(Australia) Limited				
Credit Suisse Equities (Australia) Limited	19-Aug-2015	24,696.35 AUD		-15,866 Common Stock
Credit Suisse Equities (Australia) Limited	19-Aug-2015	43,515.12 AUD		-27,984 Common Stock
Credit Suisse Equities (Australia) Limited	19-Aug-2015	5,413.82 AUD		-3,480 Common Stock
Credit Suisse Equities (Australia) Limited	19-Aug-2015	89,709.55 AUD		-57,656 Common Stock
Credit Suisse Equities (Australia) Limited	19-Aug-2015	2,391.59 AUD		-1,538 Common Stock
Credit Suisse Equities (Australia) Limited	19-Aug-2015	6,813.46 AUD		-4,369 Common Stock
Credit Suisse Equities (Australia) Limited	19-Aug-2015	3,351.17 AUD		2,163 Common Stock
Credit Suisse Equities (Australia) Limited	19-Aug-2015	4,957.09 AUD		3,190 Common Stock
Credit Suisse Equities (Australia) Limited	19-Aug-2015	1,404.53 AUD		921 Common Stock
Credit Suisse Equities (Australia) Limited	20-Aug-2015	578.46 AUD		-372 Common Stock
Credit Suisse Equities (Australia) Limited	20-Aug-2015	3,130.21 AUD		-2,033 Common Stock
Credit Suisse Equities (Australia) Limited	20-Aug-2015	791.48 AUD		-519 Common Stock
Credit Suisse Equities (Australia) Limited	20-Aug-2015	982.76 AUD		-643 Common Stock
Credit Suisse Equities (Australia) Limited	20-Aug-2015	18,696.82 AUD		-12,176 Common Stock
Credit Suisse Equities (Australia) Limited	20-Aug-2015	13,199.75 AUD		-8,600 Common Stock
Credit Suisse Equities (Australia) Limited	20-Aug-2015	27,892.16 AUD		18,349 Common Stock
Credit Suisse Equities (Australia) Limited	20-Aug-2015	1.52 AUD		1 Common Stock
Credit Suisse Equities (Australia) Limited	20-Aug-2015	5,182.15 AUD		3,377 Common Stock
Credit Suisse Equities (Australia) Limited	20-Aug-2015	62,090.35 AUD		40,757 Common Stock
Credit Suisse Equities (Australia) Limited	20-Aug-2015	232,666.97 AUD		153,585 Common Stock
Credit Suisse Equities (Australia) Limited	20-Aug-2015	4,286.68 AUD		2,820 Common Stock
Credit Suisse Equities (Australia) Limited	20-Aug-2015	214,340.69 AUD		141,479 Common Stock
Credit Suisse Equities (Australia) Limited	21-Aug-2015	3,225.94 AUD		-2,096 Common Stock
Credit Suisse Equities (Australia) Limited	21-Aug-2015	3,008.06 AUD		-1,952 Common Stock
Credit Suisse Equities (Australia) Limited	21-Aug-2015	89,056.57 AUD		-57,969 Common Stock
Credit Suisse Equities (Australia) Limited	21-Aug-2015	49,854.92 AUD		-32,400 Common Stock
Credit Suisse Equities (Australia) Limited	21-Aug-2015	10,600.46 AUD		7,180 Common Stock
Credit Suisse Equities (Australia) Limited	21-Aug-2015	113,267.61 AUD		76,805 Common Stock
Credit Suisse Equities (Australia) Limited	21-Aug-2015	53,281.26 AUD		36,041 Common Stock
Credit Suisse Equities (Australia) Limited	21-Aug-2015	8,780.07 AUD		5,958 Common Stock
Credit Suisse Equities (Australia) Limited	21-Aug-2015	6,299.53 AUD		4,270 Common Stock
Credit Suisse Equities (Australia) Limited	21-Aug-2015	12,587.00 AUD		8,562 Common Stock
Credit Suisse Equities (Australia) Limited	23-Aug-2015	75,792.88 AUD		51,385 Common Stock
Credit Suisse Equities (Australia) Limited	24-Aug-2015	205.69 AUD		-134 Common Stock

(Australia) Limited			
Credit Suisse Equities (Australia) Limited	24-Aug-2015	12,815.39 AUD	-8,374 Common Stock
Credit Suisse Equities (Australia) Limited	24-Aug-2015	121,292.39 AUD	-79,022 Common Stock
Credit Suisse Equities (Australia) Limited	24-Aug-2015	13,103.61 AUD	-8,526 Common Stock
Credit Suisse Equities (Australia) Limited	24-Aug-2015	14,362.77 AUD	-9,318 Common Stock
Credit Suisse Equities (Australia) Limited	24-Aug-2015	3.06 AUD	-2 Common Stock
Credit Suisse Equities (Australia) Limited	24-Aug-2015	33,345.16 AUD	-21,761 Common Stock
Credit Suisse Equities (Australia) Limited	24-Aug-2015	15,584.29 AUD	10,754 Common Stock
Credit Suisse Equities (Australia) Limited	24-Aug-2015	155,315.91 AUD	107,890 Common Stock
Credit Suisse Equities (Australia) Limited	24-Aug-2015	30,726.25 AUD	21,360 Common Stock
Credit Suisse Equities (Australia) Limited	24-Aug-2015	39,953.01 AUD	27,709 Common Stock
Credit Suisse Equities (Australia) Limited	24-Aug-2015	28,313.91 AUD	19,672 Common Stock
Credit Suisse Equities (Australia) Limited	24-Aug-2015	22,130.03 AUD	15,334 Common Stock
Credit Suisse Equities (Australia) Limited	25-Aug-2015	3,150.34 AUD	-2,073 Common Stock
Credit Suisse Equities (Australia) Limited	25-Aug-2015	10,753.59 AUD	-7,112 Common Stock
Credit Suisse Equities (Australia) Limited	25-Aug-2015	23,472.44 AUD	-15,404 Common Stock
Credit Suisse Equities (Australia) Limited	25-Aug-2015	1,566.90 AUD	-1,031 Common Stock
Credit Suisse Equities (Australia) Limited	25-Aug-2015	805.14 AUD	567 Common Stock
Credit Suisse Equities (Australia) Limited	25-Aug-2015	11,305.50 AUD	7,864 Common Stock
Credit Suisse Equities (Australia) Limited	25-Aug-2015	1,890.31 AUD	1,289 Common Stock
Credit Suisse Equities (Australia) Limited	25-Aug-2015	158,776.58 AUD	107,802 Common Stock
Credit Suisse Equities (Australia) Limited	25-Aug-2015	3,182.57 AUD	2,143 Common Stock
Credit Suisse Equities (Australia) Limited	26-Aug-2015	178,215.85 AUD	-121,122 Common Stock
Credit Suisse Equities (Australia) Limited	26-Aug-2015	50,716.18 AUD	-34,569 Common Stock
Credit Suisse Equities (Australia) Limited	26-Aug-2015	12,852.28 AUD	-8,694 Common Stock
Credit Suisse Equities (Australia) Limited	26-Aug-2015	13,752.91 AUD	-9,254 Common Stock
Credit Suisse Equities (Australia) Limited	26-Aug-2015	214,340.69 AUD	-141,479 Common Stock
Credit Suisse Equities (Australia) Limited	26-Aug-2015	41,786.28 AUD	-28,540 Common Stock
Credit Suisse Equities (Australia) Limited	26-Aug-2015	4,739.61 AUD	3,175 Common Stock
Credit Suisse Equities (Australia) Limited	26-Aug-2015	156,466.05 AUD	104,456 Common Stock
Credit Suisse Equities (Australia) Limited	26-Aug-2015	24,509.26 AUD	16,381 Common Stock
Credit Suisse Equities (Australia) Limited	26-Aug-2015	504.00 AUD	336 Common Stock
Credit Suisse Equities (Australia) Limited	26-Aug-2015	9,441.18 AUD	6,300 Common Stock
Credit Suisse Equities (Australia) Limited	26-Aug-2015	15,060.89 AUD	10,054 Common Stock
Credit Suisse Equities	27-Aug-2015	40,028.80 AUD	-27,431 Common Stock

(Australia) Limited				
Credit Suisse Equities (Australia) Limited	27-Aug-2015	1,957.24 AUD		-1,336 Common Stock
Credit Suisse Equities (Australia) Limited	27-Aug-2015	75,792.88 AUD		-51,385 Common Stock
Credit Suisse Equities (Australia) Limited	27-Aug-2015	88,048.36 AUD		-61,509 Common Stock
Credit Suisse Equities (Australia) Limited	27-Aug-2015	6,894.64 AUD		-4,811 Common Stock
Credit Suisse Equities (Australia) Limited	27-Aug-2015	36,589.14 AUD		-25,122 Common Stock
Credit Suisse Equities (Australia) Limited	27-Aug-2015	3,841.13 AUD		-2,674 Common Stock
Credit Suisse Equities (Australia) Limited	27-Aug-2015	2,217.17 AUD		1,466 Common Stock
Credit Suisse Equities (Australia) Limited	27-Aug-2015	105,377.75 AUD		68,780 Common Stock
Credit Suisse Equities (Australia) Limited	27-Aug-2015	132,216.90 AUD		85,959 Common Stock
Credit Suisse Equities (Australia) Limited	27-Aug-2015	15,019.15 AUD		9,808 Common Stock
Credit Suisse Equities (Australia) Limited	27-Aug-2015	26,997.08 AUD		17,649 Common Stock
Credit Suisse Equities (Australia) Limited	27-Aug-2015	3,150.89 AUD		2,059 Common Stock
Credit Suisse Equities (Australia) Limited	27-Aug-2015	11,495.94 AUD		7,525 Common Stock
Credit Suisse Equities (Australia) Limited	27-Aug-2015	22,403.79 AUD		14,643 Common Stock
Credit Suisse Equities (Australia) Limited	28-Aug-2015	3,173.25 AUD		-2,227 Common Stock
Credit Suisse Equities (Australia) Limited	28-Aug-2015	252,255.20 AUD		-170,674 Common Stock
Credit Suisse Equities (Australia) Limited	28-Aug-2015	9,032.77 AUD		-6,219 Common Stock
Credit Suisse Equities (Australia) Limited	28-Aug-2015	7,544.77 AUD		-5,083 Common Stock
Credit Suisse Equities (Australia) Limited	28-Aug-2015	10,030.40 AUD		-7,003 Common Stock
Credit Suisse Equities (Australia) Limited	28-Aug-2015	1,756.34 AUD		-1,184 Common Stock
Credit Suisse Equities (Australia) Limited	28-Aug-2015	27,260.53 AUD		-18,770 Common Stock
Credit Suisse Equities (Australia) Limited	28-Aug-2015	11,089.80 AUD		7,320 Common Stock
Credit Suisse Equities (Australia) Limited	28-Aug-2015	124,665.29 AUD		82,132 Common Stock
Credit Suisse Equities (Australia) Limited	28-Aug-2015	37,648.09 AUD		24,854 Common Stock
Credit Suisse Equities (Australia) Limited	28-Aug-2015	15,849.93 AUD		10,462 Common Stock
Credit Suisse Equities (Australia) Limited	28-Aug-2015	534.80 AUD		353 Common Stock
Credit Suisse Equities (Australia) Limited	28-Aug-2015	22,334.00 AUD		14,706 Common Stock
Credit Suisse Equities (Australia) Limited	28-Aug-2015	3,141.42 AUD		2,080 Common Stock
Credit Suisse Equities (Australia) Limited	31-Aug-2015	3,236.35 AUD		-2,158 Common Stock
Credit Suisse Equities (Australia) Limited	31-Aug-2015	22,741.73 AUD		-15,216 Common Stock
Credit Suisse Equities (Australia) Limited	31-Aug-2015	56,049.21 AUD		-37,389 Common Stock
Credit Suisse Equities (Australia) Limited	31-Aug-2015	9,380.11 AUD		-6,267 Common Stock
Credit Suisse Equities (Australia) Limited	31-Aug-2015	3,172.04 AUD		-2,158 Common Stock
Credit Suisse Equities (Australia) Limited	31-Aug-2015	4,277.20 AUD		-2,861 Common Stock

(Australia) Limited			
Credit Suisse Equities (Australia) Limited	31-Aug-2015	6,455.84 AUD	-4,279 Common Stock
Credit Suisse Equities (Australia) Limited	31-Aug-2015	36,923.78 AUD	23,581 Common Stock
Credit Suisse Equities (Australia) Limited	31-Aug-2015	39,999.96 AUD	25,974 Common Stock
Credit Suisse Equities (Australia) Limited	31-Aug-2015	541,278.45 AUD	351,275 Common Stock
Credit Suisse Equities (Australia) Limited	31-Aug-2015	29,191.64 AUD	18,760 Common Stock
Credit Suisse Equities (Australia) Limited	31-Aug-2015	180,256.62 AUD	116,687 Common Stock
Credit Suisse Equities (Australia) Limited	31-Aug-2015	29,575.20 AUD	19,271 Common Stock
Credit Suisse Equities (Australia) Limited	31-Aug-2015	34,044.75 AUD	22,044 Common Stock
Credit Suisse Equities (Australia) Limited	01-Sep-2015	100,993.32 AUD	-65,823 Common Stock
Credit Suisse Equities (Australia) Limited	01-Sep-2015	15,780.18 AUD	-10,295 Common Stock
Credit Suisse Equities (Australia) Limited	01-Sep-2015	5,279.12 AUD	-3,440 Common Stock
Credit Suisse Equities (Australia) Limited	01-Sep-2015	12,597.08 AUD	-8,235 Common Stock
Credit Suisse Equities (Australia) Limited	01-Sep-2015	512.40 AUD	-336 Common Stock
Credit Suisse Equities (Australia) Limited	01-Sep-2015	122,644.79 AUD	-79,742 Common Stock
Credit Suisse Equities (Australia) Limited	01-Sep-2015	17,400.86 AUD	11,385 Common Stock
Credit Suisse Equities (Australia) Limited	01-Sep-2015	212,422.79 AUD	139,645 Common Stock
Credit Suisse Equities (Australia) Limited	01-Sep-2015	1,089.63 AUD	724 Common Stock
Credit Suisse Equities (Australia) Limited	01-Sep-2015	119,349.96 AUD	78,221 Common Stock
Credit Suisse Equities (Australia) Limited	01-Sep-2015	3,779.10 AUD	2,470 Common Stock
Credit Suisse Equities (Australia) Limited	01-Sep-2015	48,639.45 AUD	31,901 Common Stock
Credit Suisse Equities (Australia) Limited	01-Sep-2015	28,338.37 AUD	18,667 Common Stock
Credit Suisse Equities (Australia) Limited	02-Sep-2015	13,707.31 AUD	-9,064 Common Stock
Credit Suisse Equities (Australia) Limited	02-Sep-2015	1,035.51 AUD	-678 Common Stock
Credit Suisse Equities (Australia) Limited	02-Sep-2015	102,525.11 AUD	-67,669 Common Stock
Credit Suisse Equities (Australia) Limited	02-Sep-2015	7,860.54 AUD	-5,206 Common Stock
Credit Suisse Equities (Australia) Limited	02-Sep-2015	7,224.61 AUD	-4,788 Common Stock
Credit Suisse Equities (Australia) Limited	02-Sep-2015	12,350.66 AUD	-8,133 Common Stock
Credit Suisse Equities (Australia) Limited	02-Sep-2015	22,403.79 AUD	-14,643 Common Stock
Credit Suisse Equities (Australia) Limited	02-Sep-2015	9,561.91 AUD	6,412 Common Stock
Credit Suisse Equities (Australia) Limited	02-Sep-2015	70,185.47 AUD	47,026 Common Stock
Credit Suisse Equities (Australia) Limited	02-Sep-2015	145,549.92 AUD	97,104 Common Stock
Credit Suisse Equities (Australia) Limited	02-Sep-2015	60,628.90 AUD	40,580 Common Stock
Credit Suisse Equities (Australia) Limited	02-Sep-2015	2,623.73 AUD	1,755 Common Stock
Credit Suisse Equities	02-Sep-2015	103,998.18 AUD	69,564 Common Stock

(Australia) Limited			
Credit Suisse Equities (Australia) Limited	03-Sep-2015	13,310.32 AUD	-8,617 Common Stock
Credit Suisse Equities (Australia) Limited	03-Sep-2015	12,724.26 AUD	-8,286 Common Stock
Credit Suisse Equities (Australia) Limited	03-Sep-2015	40,400.81 AUD	-25,974 Common Stock
Credit Suisse Equities (Australia) Limited	03-Sep-2015	44,384.58 AUD	-28,854 Common Stock
Credit Suisse Equities (Australia) Limited	03-Sep-2015	6,428.38 AUD	4,372 Common Stock
Credit Suisse Equities (Australia) Limited	03-Sep-2015	18,150.31 AUD	12,166 Common Stock
Credit Suisse Equities (Australia) Limited	03-Sep-2015	330,497.21 AUD	223,736 Common Stock
Credit Suisse Equities (Australia) Limited	03-Sep-2015	3,874.37 AUD	2,609 Common Stock
Credit Suisse Equities (Australia) Limited	03-Sep-2015	3,141.20 AUD	2,115 Common Stock
Credit Suisse Equities (Australia) Limited	04-Sep-2015	2,654.86 AUD	-1,737 Common Stock
Credit Suisse Equities (Australia) Limited	04-Sep-2015	12,814.16 AUD	-8,409 Common Stock
Credit Suisse Equities (Australia) Limited	04-Sep-2015	24,373.82 AUD	-15,935 Common Stock
Credit Suisse Equities (Australia) Limited	04-Sep-2015	22,554.23 AUD	-14,779 Common Stock
Credit Suisse Equities (Australia) Limited	04-Sep-2015	30,358.34 AUD	-19,981 Common Stock
Credit Suisse Equities (Australia) Limited	04-Sep-2015	12,101.97 AUD	8,126 Common Stock
Credit Suisse Equities (Australia) Limited	04-Sep-2015	9,251.83 AUD	6,223 Common Stock
Credit Suisse Equities (Australia) Limited	04-Sep-2015	1,611.87 AUD	1,086 Common Stock
Credit Suisse Equities (Australia) Limited	04-Sep-2015	8,703.00 AUD	5,802 Common Stock
Credit Suisse Equities (Australia) Limited	07-Sep-2015	816.22 AUD	-546 Common Stock
Credit Suisse Equities (Australia) Limited	07-Sep-2015	17,249.53 AUD	-11,637 Common Stock
Credit Suisse Equities (Australia) Limited	07-Sep-2015	29,081.63 AUD	-19,404 Common Stock
Credit Suisse Equities (Australia) Limited	07-Sep-2015	12,631.26 AUD	-8,449 Common Stock
Credit Suisse Equities (Australia) Limited	07-Sep-2015	98,730.63 AUD	-65,983 Common Stock
Credit Suisse Equities (Australia) Limited	07-Sep-2015	14,633.00 AUD	9,854 Common Stock
Credit Suisse Equities (Australia) Limited	07-Sep-2015	4,017.12 AUD	2,742 Common Stock
Credit Suisse Equities (Australia) Limited	07-Sep-2015	1,822.52 AUD	1,240 Common Stock
Credit Suisse Equities (Australia) Limited	07-Sep-2015	13,482.34 AUD	9,143 Common Stock
Credit Suisse Equities (Australia) Limited	08-Sep-2015	6,695.90 AUD	-4,509 Common Stock
Credit Suisse Equities (Australia) Limited	08-Sep-2015	497,373.49 AUD	-336,681 Common Stock
Credit Suisse Equities (Australia) Limited	08-Sep-2015	12,547.25 AUD	-8,502 Common Stock
Credit Suisse Equities (Australia) Limited	08-Sep-2015	25,038.80 AUD	-16,941 Common Stock
Credit Suisse Equities (Australia) Limited	08-Sep-2015	276,233.05 AUD	-186,743 Common Stock
Credit Suisse Equities (Australia) Limited	08-Sep-2015	103,998.18 AUD	-69,564 Common Stock
Credit Suisse Equities	08-Sep-2015	2,597.38 AUD	-1,755 Common Stock

(Australia) Limited			
Credit Suisse Equities (Australia) Limited	08-Sep-2015	444.42 AUD	298 Common Stock
Credit Suisse Equities (Australia) Limited	08-Sep-2015	61,602.72 AUD	41,378 Common Stock
Credit Suisse Equities (Australia) Limited	08-Sep-2015	435.00 AUD	290 Common Stock
Credit Suisse Equities (Australia) Limited	08-Sep-2015	7,782.45 AUD	5,219 Common Stock
Credit Suisse Equities (Australia) Limited	09-Sep-2015	265.23 AUD	-177 Common Stock
Credit Suisse Equities (Australia) Limited	09-Sep-2015	12,594.50 AUD	-8,480 Common Stock
Credit Suisse Equities (Australia) Limited	09-Sep-2015	14,234.25 AUD	-9,608 Common Stock
Credit Suisse Equities (Australia) Limited	09-Sep-2015	140,900.93 AUD	-94,437 Common Stock
Credit Suisse Equities (Australia) Limited	09-Sep-2015	7,305.70 AUD	-4,882 Common Stock
Credit Suisse Equities (Australia) Limited	09-Sep-2015	90,514.91 AUD	-60,521 Common Stock
Credit Suisse Equities (Australia) Limited	09-Sep-2015	240,206.15 AUD	157,897 Common Stock
Credit Suisse Equities (Australia) Limited	09-Sep-2015	160,860.53 AUD	105,547 Common Stock
Credit Suisse Equities (Australia) Limited	09-Sep-2015	20,338.70 AUD	13,313 Common Stock
Credit Suisse Equities (Australia) Limited	09-Sep-2015	23,326.16 AUD	15,314 Common Stock
Credit Suisse Equities (Australia) Limited	09-Sep-2015	20,370.04 AUD	13,362 Common Stock
Credit Suisse Equities (Australia) Limited	09-Sep-2015	18,776.33 AUD	12,344 Common Stock
Credit Suisse Equities (Australia) Limited	09-Sep-2015	257.74 AUD	169 Common Stock
Credit Suisse Equities (Australia) Limited	10-Sep-2015	13,173.21 AUD	-8,909 Common Stock
Credit Suisse Equities (Australia) Limited	10-Sep-2015	214,779.75 AUD	-145,640 Common Stock
Credit Suisse Equities (Australia) Limited	10-Sep-2015	18,777.97 AUD	-12,775 Common Stock
Credit Suisse Equities (Australia) Limited	10-Sep-2015	27,088.10 AUD	-18,470 Common Stock
Credit Suisse Equities (Australia) Limited	10-Sep-2015	166,601.66 AUD	-112,694 Common Stock
Credit Suisse Equities (Australia) Limited	10-Sep-2015	2,304.66 AUD	-1,556 Common Stock
Credit Suisse Equities (Australia) Limited	10-Sep-2015	42,582.23 AUD	28,731 Common Stock
Credit Suisse Equities (Australia) Limited	10-Sep-2015	17,313.99 AUD	11,582 Common Stock
Credit Suisse Equities (Australia) Limited	10-Sep-2015	19,163.50 AUD	12,876 Common Stock
Credit Suisse Equities (Australia) Limited	10-Sep-2015	34,344.35 AUD	23,011 Common Stock
Credit Suisse Equities (Australia) Limited	11-Sep-2015	35,270.63 AUD	-23,643 Common Stock
Credit Suisse Equities (Australia) Limited	11-Sep-2015	60,572.24 AUD	-40,643 Common Stock
Credit Suisse Equities (Australia) Limited	11-Sep-2015	18,552.69 AUD	-12,377 Common Stock
Credit Suisse Equities (Australia) Limited	11-Sep-2015	12,798.35 AUD	-8,619 Common Stock
Credit Suisse Equities (Australia) Limited	11-Sep-2015	120,261.90 AUD	-80,679 Common Stock
Credit Suisse Equities (Australia) Limited	11-Sep-2015	11,532.89 AUD	7,989 Common Stock
Credit Suisse Equities	11-Sep-2015	36,043.01 AUD	25,114 Common Stock

(Australia) Limited				
Credit Suisse Equities (Australia) Limited	11-Sep-2015	110,734.58 AUD		76,071 Common Stock
Credit Suisse Equities (Australia) Limited	11-Sep-2015	13,667.43 AUD		9,409 Common Stock
Credit Suisse Equities (Australia) Limited	14-Sep-2015	52,463.55 AUD		-34,323 Common Stock
Credit Suisse Equities (Australia) Limited	14-Sep-2015	2,182.77 AUD		-1,422 Common Stock
Credit Suisse Equities (Australia) Limited	14-Sep-2015	47,456.86 AUD		-31,205 Common Stock
Credit Suisse Equities (Australia) Limited	14-Sep-2015	342.15 AUD		236 Common Stock
Credit Suisse Equities (Australia) Limited	14-Sep-2015	27.59 AUD		19 Common Stock
Credit Suisse Equities (Australia) Limited	14-Sep-2015	Refer to Annexure D of Notice	Stock borrowed under OSLA	14,630,764 Common Stock
Credit Suisse Equities (Australia) Limited	14-Sep-2015	19,072.52 AUD		13,030 Common Stock
Credit Suisse Equities (Australia) Limited	15-Sep-2015	29,153.05 AUD		-19,575 Common Stock
Credit Suisse Equities (Australia) Limited	15-Sep-2015	229,069.20 AUD		-153,220 Common Stock
Credit Suisse Equities (Australia) Limited	15-Sep-2015	9,638.16 AUD		-6,479 Common Stock
Credit Suisse Equities (Australia) Limited	15-Sep-2015	6,302.50 AUD		-4,216 Common Stock
Credit Suisse Equities (Australia) Limited	15-Sep-2015	83,859.43 AUD		-56,322 Common Stock
Credit Suisse Equities (Australia) Limited	15-Sep-2015	1,828.50 AUD		-1,219 Common Stock
Credit Suisse Equities (Australia) Limited	15-Sep-2015	18,042.10 AUD		12,441 Common Stock
Credit Suisse Equities (Australia) Limited	15-Sep-2015	70,959.90 AUD		49,130 Common Stock
Credit Suisse Equities (Australia) Limited	15-Sep-2015	1,977.61 AUD		1,367 Common Stock
Credit Suisse Equities (Australia) Limited	15-Sep-2015	Refer to Annexure D of Notice	Stock borrowed under OSLA	10,800,000 Common Stock
Credit Suisse Equities (Australia) Limited	15-Sep-2015	Refer to Annexure D of Notice	Stock borrowed under OSLA	13,090,668 Common Stock
Credit Suisse Equities (Australia) Limited	15-Sep-2015	Refer to Annexure D of Notice	Stock borrowed under OSLA	3,200,000 Common Stock
Credit Suisse Equities (Australia) Limited	15-Sep-2015	30,162.40 AUD		20,880 Common Stock
Credit Suisse Equities (Australia) Limited	15-Sep-2015	89,799.84 AUD		62,361 Common Stock
Credit Suisse Funds AG	02-Jun-2015	59,141.08 AUD		-39,692 Common Stock
Credit Suisse Funds AG	30-Jun-2015	34,221.85 AUD		21,190 Common Stock
Credit Suisse Funds AG	31-Aug-2015	30,752.26 AUD		19,969 Common Stock

This is Annexure "B" referred to in the Form 603 "Notice of initial substantial holder"

**Signature**

Credit Suisse Holdings (Australia) Limited (ACN 008 496 713)

print name Andrew Farran

capacity Authorised Signatory

sign here

date 18-Sep-2015



Annexure "D"

This is Annexure "D" referred to in the Form 603 "Notice of initial substantial holder"



**Signature**

Credit Suisse Holdings (Australia) Limited (ACN 008 496 713)

print name

Andrew Farran


capacity

Authorised Signatory

sign here

date

18-Sep-2015

A large, stylized handwritten signature in black ink, written over the signature line.

**Prescribed information****Schedule**

Type of agreement	Australian Securities Lending Agreement
Parties to agreement	Credit Suisse Equities (Australia) Limited and JP Morgan Nominees (Australia) Limited
Transfer date	15-Sep-2015
Holder of voting rights	Borrower
Are there any restrictions on voting rights?	Yes
If yes, detail	Voting rights to be exercised in accordance with lender's instructions provided such instructions are received 7 days prior.
Scheduled return date (if any)	N/A
Does the borrower have the right to return early?	Yes
If yes, detail	With 2 business days prior to a notice by Midday.
Does the lender have the right to recall early?	Yes
If yes, detail	With 4 business days prior notice.
Will the securities be returned on settlement?	Yes
If yes, detail any exceptions	If an event of default occurs in respect of either the lender or the borrower, the obligation of the borrower to deliver the securities to the lender will be netted off against the obligation of the lender to return securities or cash held by the lender as collateral.

**Prescribed information****Schedule**

Type of agreement	Australian Securities Lending Agreement
Parties to agreement	Credit Suisse Equities (Australia) Limited and National Australia Bank Limited
Transfer date	15-Sep-2015
Holder of voting rights	Borrower
Are there any restrictions on voting rights?	Yes
If yes, detail	Voting rights to be exercised in accordance with lender's instructions provided such instructions are received 7 days prior
Scheduled return date (if any)	N/A
Does the borrower have the right to return early?	Yes
If yes, detail	Early return is subject to the lender's acceptance
Does the lender have the right to recall early?	Yes
If yes, detail	With 4 business days prior notice.
Will the securities be returned on settlement?	Yes
If yes, detail any exceptions	If an event of default occurs in respect of either the lender or the borrower, the obligation of the borrower to deliver the securities to the lender will be netted off against the obligation of the lender to return securities or cash held by the lender as collateral.

**Prescribed information****Schedule**

Type of agreement	Australian Securities Lending Agreement
Parties to agreement	Credit Suisse Equities (Australia) Limited and State Street Bank and Trust Company
Transfer date	15-Sep-2015
Holder of voting rights	Borrower
Are there any restrictions on voting rights?	No
If yes, detail	N/A
Scheduled return date (if any)	N/A
Does the borrower have the right to return early?	Yes
If yes, detail	At Will
Does the lender have the right to recall early?	Yes
If yes, detail	With 4 business days prior notice.
Will the securities be returned on settlement?	Yes
If yes, detail any exceptions	If an event of default occurs in respect of either the lender or the borrower, the obligation of the borrower to deliver the securities to the lender will be netted off against the obligation of the lender to return securities or cash held by the lender as collateral.