

**FY16 Cash NPAT update and  
Strategy briefing**

31 May 2016



FLEXIGROUP 

A briefing will occur today at 9:30am AEST; refer to FlexiGroup website for webcast details

# Where we are now

Focusing on our core (high ROE) business units of Cards, Certegy and Leasing



Discontinuing non-core (low ROE) business units of Blink, Think Office Technology and Flexi Enterprise; and divesting or writing off associated assets



Launching new payments business and commenced signing partners already



The FY16 dividend will be 50–60% of Cash NPAT, not Statutory NPAT, so the asset write-off will not affect the dividend payment



# Where we are now

	FY16 (\$m)	YoY growth
<b>FY16 Cash NPAT guidance</b>	<b>97.0</b>	<b>8%</b>
<b>Non-cash and one-off adjustments</b>		
(1). Amortisation of acquired intangibles	(3.5)	
(2). Fisher & Paykel Finance transaction and integration costs	(5.2)	
<b>Discontinued operations</b>		
(3). Systems and goodwill write-off	(18.4)	
(4). Provisioning on Enterprise receivables portfolio	(15.7)	
<b>FY16 Statutory NPAT guidance</b>	<b>54.2</b>	<b>(35%)</b>

## Notes:

1. This is a non-cash amortisation charge from acquired intangibles
2. One-off deal and integration costs relating to the FPF acquisition as announced on 27 October 2015, of which \$6.9m pre-tax was incurred in FY16 and \$2.5m to be incurred in FY17, with \$5.6m related to equity raising costs deducted from equity
3. Relates to impairment of non-core assets that form part of the business units that are discontinued including Enterprise, Paymate, Telco (Blink) systems and TOT goodwill. Also includes write-off of AU cards IT platform which is being replaced by FPF NZ cards platform
4. Due to the discontinuance of the Enterprise business, an additional provision has been taken to recognise the lifetime loss that will be incurred in recovering the Enterprise portfolio value

# Path to double-digit Cash NPAT growth in FY18

	Cards – NZ	Cards – AU	Certegy	Leasing – NZ	Leasing – AU	Cash NPAT growth
FY17 Volume	8-10%	10%	1-3%	8-10%	1-3%	<10%
FY18 Volume	10-12%	10%	8-10%	10%	5-10%	>10%

FY17 Cash NPAT expected to be approximately \$100m, from core business units; discontinued non-core business units have been excluded; FY17 guidance will be announced at full year results presentation on 30 August 2016

# Strategic Direction

# We have a competitive advantage in high volume small ticket transactions

**Strong Channel Partner relationships**

**Digital origination capabilities**

**Proven credit algorithms**

**Suite of product solution offerings**

**Technology driven collection capability**

**Diversified funding**

**Rich customer data**

# Issues we are addressing

**We are discontinuing non-material and non-core business units, which distract from our core**

**Bringing back our sales culture and customer focus which has fallen away and is not as strong as it used to be**

**Refocusing IT spend on core business units and improving processes rather than mentality of 'build it and they will come'**

**Utilising data analytics to the business' advantage, and for the advantage of our Customers and Partners**

# Exit non-core business units to focus on our core



**BLiNK**<sup>®</sup>

Current

Non-core and declining  
product relevance of  
wireless broadband

Strategy

Discontinue

**SUNSET**



**THiNK**  
OFFICE TECHNOLOGY

Current

Non-core and low  
growth in TOT  
geographies

Strategy

Divest

**ROE  $\leq$ 12%**



**FLEXI**  
ENTERPRISE

Current

Delivering low returns  
at high risk and without  
internal capabilities to  
be successful

Strategy

Stop writing  
large exposures

**ROE  $\leq$ 10%**



# Returning focus to our core business units of consumer and business finance $\leq \$100k$

$\leq \$100k$  high-volume transactions

Cards – AU and NZ

Certegy

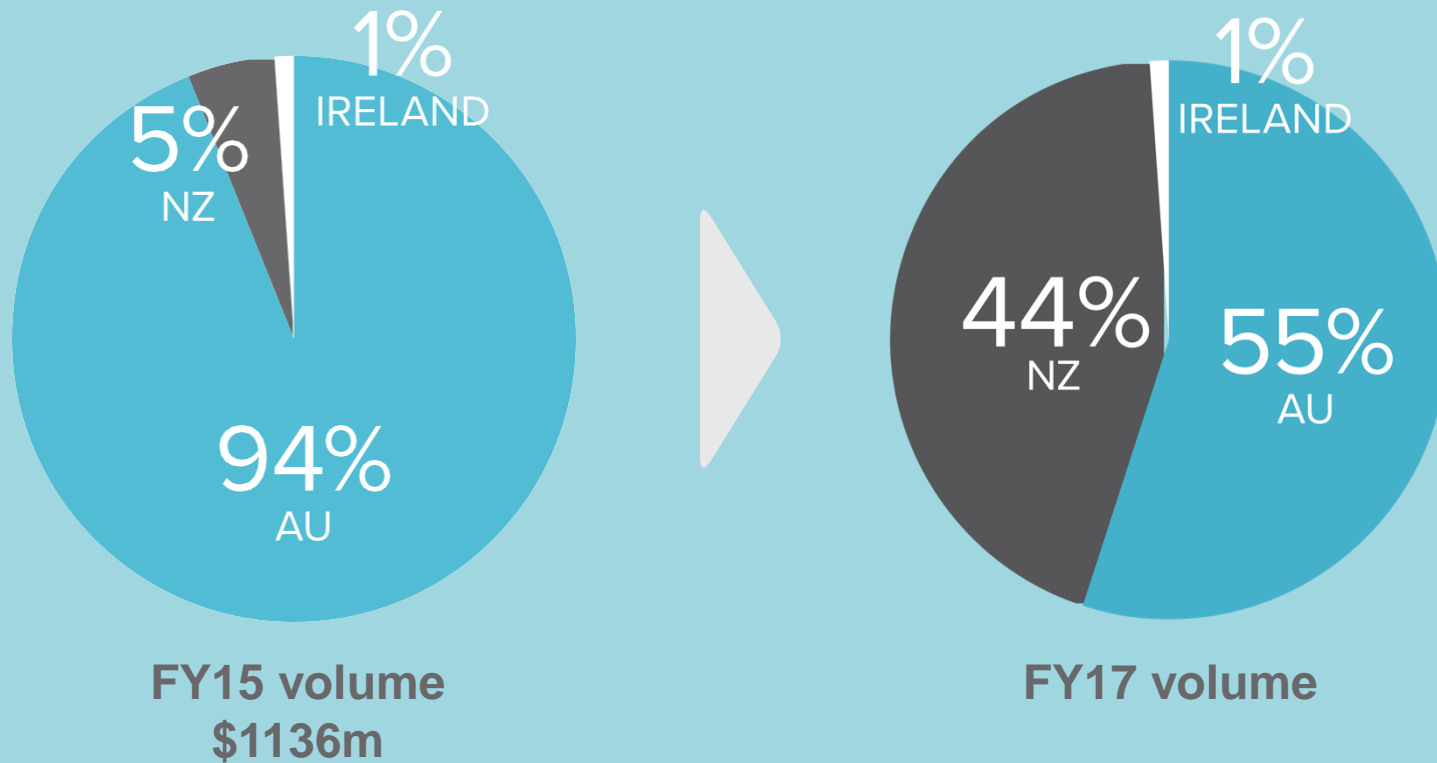
Commercial Leasing – AU and NZ

Consumer Leasing – AU and IRE

**90%**  
of our volume

**~\$250b**  
addressable market

# Transitioning our business to a trans-tasman entity

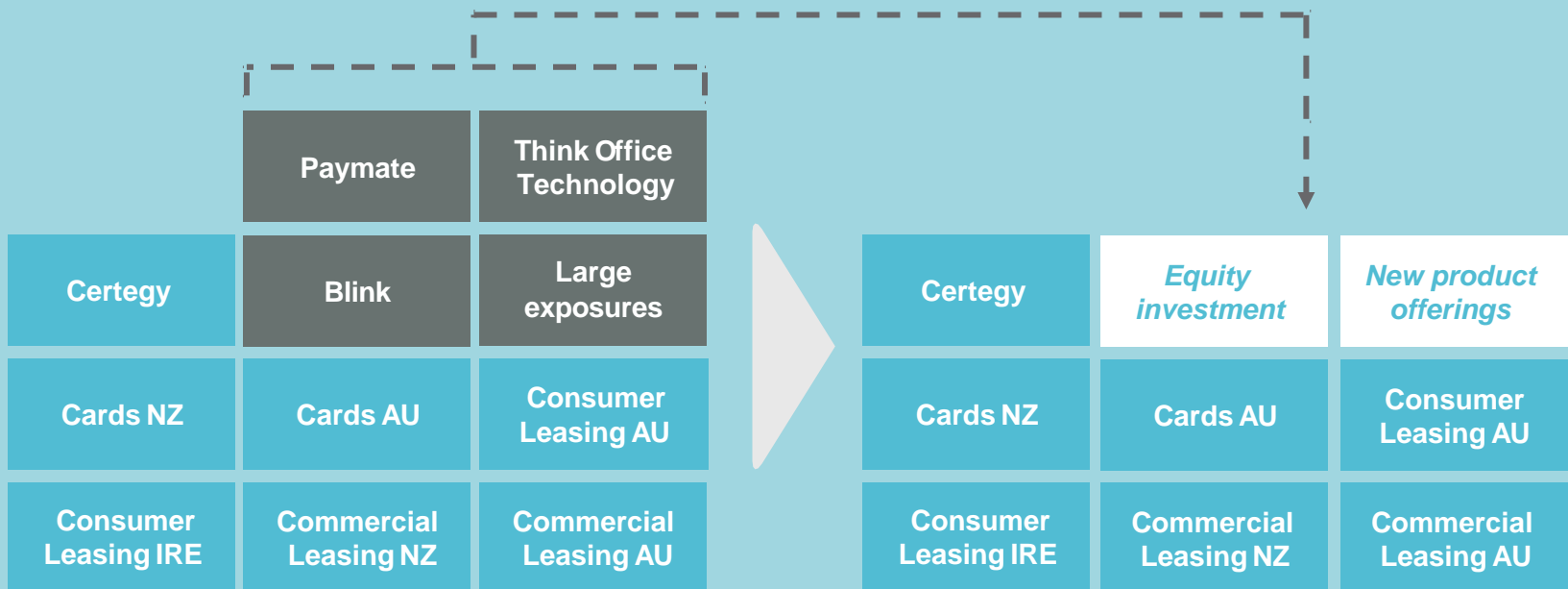


# The Australian and New Zealand economic outlook is solid

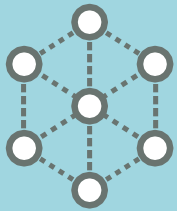
	New Zealand	Australia
Population	4.7m	24.1m
Annual GDP	NZ\$240b growth 2.3%	AU\$1,642b growth 3.0%
Wages and Unemployment	NZ\$57k average; 5.8% unemployment	AU\$81k average; 5.7% unemployment
Interest rates	2.25%	1.75%

# Building on our core business opportunities

Targeting redeployment of capital to enhance core business units with high return and quick capital turnover



# Building on our differentiators



## Focus on the Customer and Partner

- Over 1,000,000 customers
- Over 20,000 Partner stores
- Re-establish sales culture, which made FlexiGroup great



## Leverage our data

- Over 4,000,000+ customer records
- Use data to our competitive advantage



## Credit pricing

- Over 25 years of pricing credit
- Proven algorithms across each product



## Funding

- Diversified funding facilities with significant room for growth
- Strong relationships with major banks



## Proactive M&A

- Proactively identify strategic M&A targets

# Opportunities for growth

# Cards NZ



## Current

- Implementation of a new cards management system across NZ and AU
- Drive increased card utilisation
- Opportunity for capability sharing between NZ and AU Cards business units

## Strategy

- Realise cost and growth synergies
- Launching scheme card
- Optimise trans-tasman partnerships

# Cards AU



## Current

- Deepening existing retail partner relationships and creating new partnerships
- Customer acquisition is strong, up 51% YOY
- Increasing revenue through card activation and spend, up 35% YOY

## Strategy

- Embedding NZ card management capability
- Consolidate to a single card brand in AU
- Utilise technology to provide frictionless finance at PoS for retail partners and customers



# Certegy – No Interest Ever!



## Current

- Over 90% of originations are digital
- Approval rates are 93%
- VIP repeat customer program delivering over 50% of our volume
- Smart phone app used by over 100,000 customers
- Solar volumes continue to be over \$15m each month
- Solar Batteries (ESS) are still 1–2 years from becoming mainstream

## Strategy

- Expanding transaction value to  $\leq$ \$25k with launch of Ezi-Living brand for home renovations market
- Develop specific programs designed to maximise ESS and Solar PV expansion in FY17/18
- Further expansion of digital sales capabilities, tailored to specific retail requirements
- Increased digital, direct to customer engagement

# Leasing NZ



## Current

- Full integration benefits obtained from acquisitions of both TRL and Equico
- Leading market position in education leasing sector, including two-year extension of the Ministry of Education (TELA) contract
- First right of refusal arrangement on commercial and corporate leasing for Spark customers
- Compelling and proven customer and partner value proposition

## Strategy

- Integration synergies and volume growth realised from EFL integration (Fisher & Paykel Finance leasing arm)
- Further enhance education vertical
- Continue to grow Spark volumes in commercial and corporate, through existing arrangement
- Maintain incremental growth in core leasing business through further improving partner value proposition

# Leasing AU



SMART WAY

FLEXI<sup>®</sup>  
RENT

FLEXI<sup>®</sup>  
WAY

FLEXI<sup>®</sup>  
COMMERCIAL

## Current

- Retail leasing focused on single transaction profitability rather than lifetime customer value
- Decreasing repeat volume and perceived reduction in product relevance
- Strong volume growth in Ireland
- Historical lack of focus on commercial leasing in AU

## Strategy

- Revitalise the retail product to drive repeat customer volume
- Focus on lifetime customer value
- Focus on key asset classes
- Leverage NZ Leasing experience in commercial lending
- Equity interest in Kikka, a fintech commercial lender

# Key growth initiatives for our business units

## KEY GROWTH INITIATIVES

<b>Cards NZ</b>	<ul style="list-style-type: none"><li>✓ Realise cost and growth synergies</li><li>✓ Launch scheme card</li></ul>
<b>Cards AU</b>	<ul style="list-style-type: none"><li>✓ Embed NZ card management capability</li><li>✓ Consolidate to a single card brand in AU</li></ul>
<b>Certegy</b>	<ul style="list-style-type: none"><li>✓ Launch Ezi-Living brand for home renovations market</li><li>✓ Develop specific programs for Solar Batteries (ESS) market</li></ul>
<b>Leasing NZ</b>	<ul style="list-style-type: none"><li>✓ Realise cost and growth synergies from EFL integration</li><li>✓ Further enhance education vertical and Spark arrangement</li></ul>
<b>Leasing AU</b>	<ul style="list-style-type: none"><li>✓ Revitalise the retail product to drive repeat customer volume</li><li>✓ Leverage NZ Leasing experience in commercial lending</li></ul>

# FlexiGroup investment in Kikka Capital

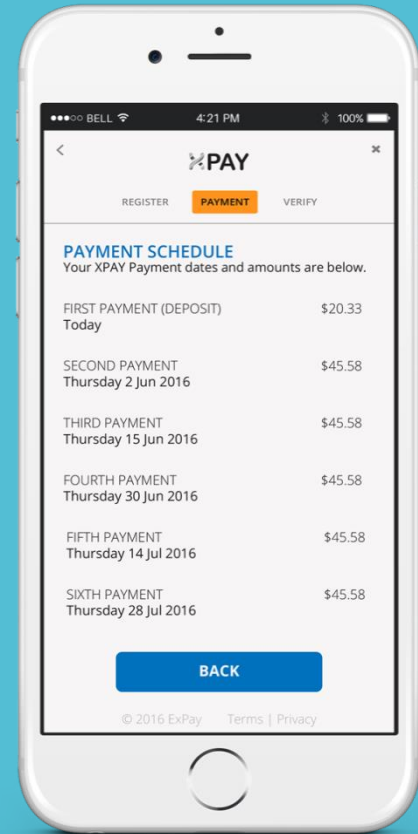
- We have made an equity investment and a funding line into Kikka, with the option to take ownership in the future
- Our investment will improve our risk pricing by pairing FlexiGroup's long history in assessing credit risk and Kikka's real time, daily cash flow assessment
- Kikka's credit algorithm leverages the USA-based Kabbage platform, which has over US\$1.6B of loans to over 100,000 businesses
- This will also help us enter new markets at speed, selling our existing commercial products through our sales channels



Approved in  
7 minutes,  
competitors  
take 1-7 days

# X-PAY

- Organic growth initiative to build a new product
- No interest repayment plan for  $\leq \$1000$  transactions within online shopping carts and in-store
- Repayment plan runs for a small number of months in fortnightly instalments
- Automatic direct debit
- Built on our established Partner network as well as new Partners
- Leveraging our strong capabilities in credit pricing, access to low-cost warehouse funding and our skilled sales, service and collection teams



**A large market opportunity for goods or services  $\leq \$1000$  such as retail, vet, optometrist/medical, as well as the growing online shopping market**



## Customer Value Proposition


- ✓ In-store and online, without paying right away
- ✓ No interest payment plan
- ✓ Payment reminder

## Partner Value Proposition

- ✓ Higher strike rate
- ✓ Higher basket size and repeat
- ✓ Cash quickly
- ✓ No fraud risk, we handle that

**We have started signing up Partners ready to use this service when it goes live in July**

# Summary

- There are growth initiatives in each of our core business units and we are discontinuing non-core business units
- Our FY16 updated guidance is Cash NPAT of \$97m and our ambition is to return to double-digit growth in FY18 and beyond
- We will return to a sales culture and focus on our Customers and Partners, delivering through our capabilities in data, credit pricing and funding
- We have made an initial equity investment in Kikka
- We are launching -PAY in July and have commenced signing partners