

FORM 603

Corporations Act 2001

Section 671B

Notice of initial substantial holder**To: Company Name/Scheme: CLEANAWAY WASTE MANAGEMENT LIMITED**ACN/ARSN: **101 155 220****1. Details of substantial holder**

Name: Commonwealth Bank of Australia ACN 123 123 124 (CBA) and its related bodies corporate listed in annexure A

The holder became a substantial holder on: **30/09/2016****2. Details of voting power**

The total number of votes attached to all the voting shares in the company or voting interests in the scheme that the substantial holder or an associate had a relevant interest in on the date the substantial holder became a substantial holder are as follows.

Class of securities	Number of securities	Person's votes	Voting power (%)
Fully Paid ordinary shares	39,588,954	39,588,954	2.49

For the Securities (if any) listed below see NOTE 1 at the end of this form

Class of securities	Number of securities	Person's votes	Voting power (%)
Fully Paid ordinary shares	39,914,295	39,914,295	2.51

Class of securities	Number of securities	Person's votes	Voting power (%)
GRAND TOTAL Fully paid ordinary shares	79,503,249	79,503,249	5.00

3. Details of relevant interests

The nature of the relevant interest the substantial holder or an associate had in the following voting securities on the date the substantial holder became a substantial holder are as follows:

Holder of relevant interest	Nature of relevant interest	Class and number of securities
CBA Markets Limited ACN 003 485 952	<p>Relevant interest under paragraph 608(1)(b) and/or 608(1)(c) of the Corporations Act 2001 (Cth), being a relevant interest arising as a result of having the power to control the exercise of the right to vote attached to securities and/or to control the exercise of the power to dispose of securities in a proprietary capacity (including as a result of underwriting activities). In addition, if any OTC derivatives, warrants or other securities (other than ordinary shares or ordinary units (as applicable)) are referred to below in this row, the relevant interest in respect of those securities arises under subsection 608(8) being an accelerated relevant interest held in the same capacity.</p> <p>Nature of relevant interest derived from; ordinary shares 4,564,196</p>	<p>4,564,196 Fully paid ordinary shares</p> <p>(including 2,428,440 borrowed from Barclays Capital Securities Ltd, see Annexure C)</p>
Avanteos Investments Limited ACN 096 259 979	<p>Relevant interest under paragraph 608(1)(a), 608(1)(b) and 608(1)(c) of the Corporations Act 2001 (Cth), being a relevant interest arising as a result of being the registered holder of the relevant securities in its capacity as a superannuation trustee. In addition, if any OTC derivatives, warrants or other securities (other than ordinary shares or ordinary units (as applicable)) are referred to below in this row, the relevant interest in respect of those securities arises under subsection 608(8) being an accelerated relevant interest held in the same capacity.</p> <p>Nature of relevant interest derived from; ordinary shares 268,897</p>	<p>268,897 Fully paid ordinary shares</p>
Colonial First State Investments Limited (Note 1) ACN 002 348 352	<p>Relevant interest under paragraph 608(1)(b) and/or 608(1)(c) of the Corporations Act 2001 (Cth), being a relevant interest arising from having the residual power to control the exercise of the right to vote attached to securities and/or to control the exercise of the power to dispose of securities in its capacity as a responsible entity of a managed investment scheme (which managed investment scheme is not managed by either Colonial First State Investments Limited or a related body corporate). In addition, if any OTC derivatives, warrants or other securities (other than ordinary shares or ordinary units (as applicable)) are referred to below in this row, the relevant interest in respect of those securities arises under subsection 608(8) being a residual accelerated relevant interest held in the same capacity. Colonial First State Investments Limited has authorised the manager of each such managed investment scheme to exercise the powers referred to in paragraph 608(1)(b) and/or 608(1)(c) of the Corporations Act 2001 (Cth) in relation to those securities managed by the manager to the exclusion of</p>	<p>39,914,295 Fully paid ordinary shares</p> <p>(including 944,371 borrowed from UBS AG (Agreement 2), see Annexure C)</p>

	<p>Colonial First State Investments Limited except for provisions allowing Colonial First State Investments Limited to terminate the agreement with the manager or to exercise those powers where the agreement is terminated.</p> <p>Nature of relevant interest derived from; ordinary shares 39,914,295</p>	
<p>Commonwealth Bank Officers Superannuation Corporation Pty Limited ACN 074 519 798</p>	<p>Relevant interest under paragraph 608(1)(b) and/or 608(1)(c) of the Corporations Act 2001 (Cth), being a relevant interest arising from having the power to control the exercise of the right to vote attached to securities and/or to control the exercise of the power to dispose of securities in its capacity as trustee for the Officers' Superannuation Fund. In addition, if any OTC derivatives, warrants or other securities (other than ordinary shares or ordinary units (as applicable)) are referred to below in this row, the relevant interest in respect of those securities arises under subsection 608(8) being an accelerated relevant interest held in the same capacity.</p> <p>Nature of relevant interest derived from; ordinary shares 3,563,780</p>	<p>3,563,780 Fully paid ordinary shares</p>
<p>Colonial First State Asset Management (Australia) Limited ACN 114 194 311</p>	<p>Relevant interest under paragraph 608(1)(b) and/or 608(1)(c) of the Corporations Act 2001 (Cth), being a relevant interest arising from having the power to control the exercise of the right to vote attached to securities and/or to control the exercise of the power to dispose of securities in its capacity as investment manager (as provided for under its investment mandates). In addition, if any OTC derivatives, warrants or other securities (other than ordinary shares or ordinary units (as applicable)) are referred to below in this row, the relevant interest in respect of those securities arises under subsection 608(8) being an accelerated relevant interest held in the same capacity.</p> <p>Nature of relevant interest derived from; ordinary shares 31,192,081</p>	<p>31,192,081 Fully paid ordinary shares</p>
<p>Colonial First State Investments Limited ACN 002 348 352</p>	<p>Relevant interest under paragraph 608(1)(b) and/or 608(1)(c) of the Corporations Act 2001 (Cth), being a relevant interest arising from having the power to control the exercise of the right to vote attached to securities and/or to control the exercise of the power to dispose of securities in its capacity as a responsible entity of a managed investment scheme (which managed investment scheme is managed by Colonial First Statement Investments Limited or a related body corporate). In addition, if any OTC derivatives, warrants or other securities (other than ordinary shares or ordinary units (as applicable)) are referred to below in this row, the relevant interest in respect of those securities arises under subsection 608(8) being an accelerated relevant interest held in the same capacity.</p> <p>Nature of relevant interest derived from;</p>	<p>54,973,011 Fully paid ordinary shares (including 944,371 borrowed from UBS AG (Agreement 2), see Annexure C)</p>

	ordinary shares 54,973,011	
ASB Group Investments Limited Company Number 533945	<p>Relevant interest under paragraph 608(1)(b) and/or 608(1)(c) of the Corporations Act 2001 (Cth), being a relevant interest arising from having the power to control the exercise of the right to vote attached to securities and/or to control the exercise of the power to dispose of securities in its capacity as investment manager, as provided for under its investment mandates, as a life company holding statutory funds and as the responsible entity or manager of a managed investment scheme. In addition, if any OTC derivatives, warrants or other securities (other than ordinary shares or ordinary units (as applicable)) are referred to below in this row, the relevant interest in respect of those securities arises under subsection 608(8) being an accelerated relevant interest held in the same capacity.</p> <p>Nature of relevant interest derived from; ordinary shares 460,399</p>	<p>460,399 Fully paid ordinary shares</p>
Colonial First State Investments Limited ACN 002 348 352	<p>Relevant interest under paragraph 608(1)(b) and/or 608(1)(c) of the Corporations Act 2001 (Cth), being a relevant interest arising from having the power to control the exercise of the right to vote attached to securities and/or to control the exercise of the power to dispose of securities in its capacity as a responsible entity of a managed investment scheme (which managed investment scheme is managed by Colonial First Statement Investments Limited or a related body corporate). In addition, if any OTC derivatives, warrants or other securities (other than ordinary shares or ordinary units (as applicable)) are referred to below in this row, the relevant interest in respect of those securities arises under subsection 608(8) being an accelerated relevant interest held in the same capacity.</p> <p>Nature of relevant interest derived from; ordinary shares 3,937,865</p>	<p>3,937,865 Fully paid ordinary shares</p>
Colonial First State Asset Management (Australia) Limited ACN 114 194 311	<p>Relevant interest under paragraph 608(1)(b) and/or 608(1)(c) of the Corporations Act 2001 (Cth), being a relevant interest arising from having the power to control the exercise of the right to vote attached to securities and/or to control the exercise of the power to dispose of securities in its capacity as investment manager (as provided for under its investment mandates). In addition, if any OTC derivatives, warrants or other securities (other than ordinary shares or ordinary units (as applicable)) are referred to below in this row, the relevant interest in respect of those securities arises under subsection 608(8) being an accelerated relevant interest held in the same capacity.</p> <p>Nature of relevant interest derived from; ordinary shares 26,793,817</p>	<p>26,793,817 Fully paid ordinary shares</p>

4. Details of present registered holders

The persons registered as holders of the securities referred to in paragraph 3 above are as follows

Holder of relevant interest	Registered holder of securities	Person entitled to be registered as holder	Class and number of securities
CBA Markets Limited ACN 003 485 952	Share Direct Nominees Pty Limited		4,564,196 Fully paid ordinary shares
Avanteos Investments Limited ACN 096 259 979	Avanteos Investments Limited		268,897 Fully paid ordinary shares
Colonial First State Investments Limited (Note 1) ACN 002 348 352	Citicorp Nominees Pty Limited (Australia)		16,781,114 Fully paid ordinary shares
Colonial First State Investments Limited (Note 1) ACN 002 348 352	Northern Trust Company		193,350 Fully paid ordinary shares
Colonial First State Investments Limited (Note 1) ACN 002 348 352	UBS Nominees Pty Ltd		2,809,182 Fully paid ordinary shares
Colonial First State Investments Limited (Note 1) ACN 002 348 352	Citibank N A Hong Kong		20,130,649 Fully paid ordinary shares
Commonwealth Bank Officers Superannuation Corporation Pty Limited ACN 074 519 798	Citicorp Nominees Pty Limited (Australia)		3,563,780 Fully paid ordinary shares
Colonial First State Asset Management (Australia) Limited ACN 114 194 311	Citicorp Nominees Pty Limited (Australia)		17,089,246 Fully paid ordinary shares
Colonial First State Asset Management (Australia) Limited ACN 114 194 311	State Street Global Advisors (Australia) Limited		2,698,761 Fully paid ordinary shares
Colonial First State Asset Management (Australia) Limited ACN 114 194 311	Citibank N A London		3,304,572 Fully paid ordinary shares
Colonial First State Asset Management (Australia) Limited ACN 114 194 311	BNP Paribas Securities		3,509,307 Fully paid ordinary shares
Colonial First State Asset Management (Australia) Limited ACN 114 194 311	The Bank of New York Mellon Corp		191,931 Fully paid ordinary shares
Colonial First State Asset Management (Australia) Limited ACN 114 194 311	Citibank N A Hong Kong		4,398,264 Fully paid ordinary shares

5. Consideration

The consideration paid for each relevant interest referred to in paragraph 3 above, and acquired in the four months prior to the day that the substantial holder became a substantial holder is as follows:

Holder of relevant interest	Date of acquisition	Consideration-Cash	Consideration-Non-Cash	Class and number of securities
See annexure B to this notice				

6. Associates

The reasons the persons named in paragraph 3 above are associates of the substantial holder are as follows:

Name and ACN/ARSN (if applicable)	Nature of association
ASB Group Investments Limited Company Number 533945	An indirect wholly-owned subsidiary, and therefore related body corporate, of Commonwealth Bank of Australia
Commonwealth Bank Officers Superannuation Corporation Pty Limited ACN 074 519 798	A direct wholly-owned subsidiary, and therefore related body corporate, of Commonwealth Bank of Australia
Colonial First State Asset Management (Australia) Limited ACN 114 194 311	An indirect wholly-owned subsidiary, and therefore related body corporate, of Commonwealth Bank of Australia
Colonial First State Investments Limited ACN 002 348 352	An indirect wholly-owned subsidiary, and therefore related body corporate, of Commonwealth Bank of Australia
Avanteos Investments Limited ACN 096 259 979	An indirect wholly-owned subsidiary, and therefore related body corporate, of Commonwealth Bank of Australia
Realindex Investments Pty Limited ACN 133 312 017	An indirect wholly-owned subsidiary, and therefore related body corporate, of Commonwealth Bank of Australia
Sovereign Services Limited ACN 969417	An indirect wholly-owned subsidiary, and therefore related body corporate, of Commonwealth Bank of Australia
CBA Markets Limited ACN 003 485 952	An indirect wholly-owned subsidiary, and therefore related body corporate, of Commonwealth Bank of Australia
The Colonial Mutual Life Assurance Society Limited ACN 004 021 809	An indirect wholly-owned subsidiary, and therefore related body corporate, of Commonwealth Bank of Australia

7. Addresses

The addresses of persons named in this form are as follows:

Name	Address
ASB Group Investments Limited Company Number 533945	Level 2, ASB North Wharf, 12 Jellicoe Street, Auckland, 1010 , New Zealand
Commonwealth Bank Officers Superannuation Corporation Pty Limited ACN 074 519 798	Level 11 Tower 1, 201 Sussex St Sydney NSW 2001
Colonial First State Asset Management (Australia) Limited ACN 114 194 311	Ground Floor Tower 1, 201 Sussex Street, Sydney, NSW, 2000, Australia
Colonial First State Investments Limited ACN 002 348 352	Ground Floor Tower 1, 201 Sussex Street, Sydney, NSW, 2000, Australia
Avanteos Investments Limited ACN 096 259 979	Ground Floor Tower 1, 201 Sussex Street, Sydney, NSW, 2000, Australia
Realindex Investments Pty Limited ACN 133 312 017	Ground Floor Tower 1, 201 Sussex Street, Sydney, NSW, 2000, Australia
Sovereign Services Limited ACN 969417	Level 2, ASB North Wharf, 12 Jellicoe Street, Auckland, 1010 , New Zealand
CBA Markets Limited ACN 003 485 952	Ground Floor Tower 1, 201 Sussex Street, Sydney, NSW, 2000, Australia
The Colonial Mutual Life Assurance Society Limited ACN 004 021 809	Ground Floor Tower 1, 201 Sussex Street, Sydney, NSW, 2000, Australia

8. Signature

NOTE 1--(This note is relevant to section 2,3,4 and 5)

The relevant interests in these securities:

- a) are/were held by Colonial First State Investments Limited (CFS) as responsible entity of the specified registered managed investment schemes and relate(d) to holdings in connection with the Colonial First State First Choice product range. Decisions to buy/sell those securities and exercise voting rights in relation to those securities are made by managers to whom CFS has outsourced those functions. By instrument dated 29 October 2001 the Australian Securities and Investments Commission ("ASIC") has granted certain relief to CFS and its related bodies corporate for these holdings from the applicable provisions of Chapter 6 of the Corporations Act in relation to the acquisition of or increase in voting power of such securities (the Manager Relief). These managers are not associates of, other than by virtue of an agreement in accordance with the terms of the Manager Relief, the Commonwealth Bank of Australia group; or
- b) are/were held by or for the benefit of specified index funds where the funds have an objective of maintaining a portfolio tracking error less than 0.5% per annum. ASIC has granted certain relief to CFS and its related bodies corporate for these holdings from the applicable provisions of Chapter 6 of the Corporations Act in relation to the acquisition of or increase in voting power of such securities.




Dated the 4 day of October 2016

Carla Collingwood-Company Secretary

Annexure A

This is annexure A referred to in Form 603, Notice of initial substantial holder dated 30/09/2016



Carla Collingwood Company Secretary Dated the 4 October 2016

SCHEDULE


AEGIS CORRECTIONAL PARTNERSHIP PTY LTD
AEGIS LIMITED
AHL HOLDINGS PTY LIMITED
ALTONA V6 PTY LIMITED
ASB BANK LIMITED
ASB CAPITAL LIMITED (NZX-ASBPA)
ASB CAPITAL NO.2 LIMITED (NZX-ASBPB)
ASB FINANCE LIMITED
ASB FUNDING LIMITED
ASB GROUP (LIFE) LIMITED
ASB GROUP INVESTMENTS LIMITED
ASB HOLDINGS LIMITED
ASB MANAGEMENT SERVICES LIMITED
ASB NOMINEES LIMITED
ASB SECURITIES LIMITED
ASKLEPIOS LIMITED
ASPIRE SCHOOLS FINANCING (QLD) PTY LIMITED
ASPIRE SCHOOLS HOLDINGS (QLD) PTY LIMITED
AUSIEX NOMINEES PTY LIMITED
AUSTRALIAN INVESTMENT EXCHANGE LIMITED
AVANTEOS INVESTMENTS LIMITED
AVANTEOS PTY LTD
BANK OF HANGZHOU CO. LTD
BANKWEST FOUNDATION LIMITED
BDELTA VESSEL NO 1 PTY LTD
BDELTA VESSEL NO 2 PTY LTD
BDELTA VESSEL NO 3 PTY LTD
BDELTA VESSEL NO 4 PTY LTD
BOCOMMLIFE INSURANCE COMPANY LIMITED
BOND INVESTMENTS NO 1 LIMITED
BOND INVESTMENTS UK LIMITED
BW FINANCIAL ADVICE LIMITED
BW SECURITISATION MANAGEMENT PTY LTD
BWA GROUP SERVICES PTY LTD
BWA INTELLECTUAL PROPERTY HOLDINGS LIMITED
CAPITAL 121 PTY LIMITED
CARDS NZ LIMITED
CBA (EUROPE) FINANCE LTD (IN LIQUIDATION)
CBA A319 4624 PTY LIMITED
CBA A319 4635 PTY LIMITED
CBA A320 4077 PTY LTD
CBA A320 4948 PTY LIMITED
CBA A320 5156 PTY LIMITED
CBA A320 5249 PTY LTD
CBA A320 5289 PTY LTD
CBA A320 5638 PTY LTD
CBA A320 6749 PTY LIMITED
CBA A320 AIRCRAFT NO1 PTY LTD
CBA A330 1427 Pty Ltd
CBA A330 1453 PTY LIMITED
CBA AIR A320 2714 PTY LIMITED
CBA AIR PTY LTD
CBA ASSET FINANCE (NZ) LIMITED
CBA ASSET HOLDINGS (NZ) LIMITED
CBA B377 37091 PTY LTD
CBA B738 39822 PTY LIMITED
CBA B773 60333 PTY LIMITED
CBA CAPITAL AUSTRALIA PTY LIMITED
CBA CAPITAL HOLDINGS INC.
CBA CAPITAL TRUST I
CBA CAPITAL TRUST II
CBA CORPORATE SERVICES (NSW) PTY LIMITED
CBA CORPORATE SERVICES (VIC) PTY LIMITED
CBA EUROPE LIMITED
CBA FUNDING (NZ) LIMITED
CBA FUNDING HOLDINGS PTY LTD
CBA FUNDING TRUST I
CBA INTERNATIONAL FINANCE PTY. LIMITED
CBA INTERNATIONAL FINANCIAL SERVICES LIMITED (formerly known as COMMBANK MANAGEMENT CONSULTING (ASIA) COMPANY LIMITED)
CBA INVESTMENTS (NO.4) LIMITED
CBA IT CO PTY LIMITED (PENDING DEREGISTRATION 16/8/16)
CBA MARKETS LIMITED
CBA MTE RAIL COMPANY PTY LIMITED
CBA NZ HOLDING LIMITED
CBA RAIL & TRAM COMPANY PTY LIMITED
CBA ROLLING STOCK COMPANY NO.1 PTY LIMITED
CBA SA HOLDINGS PROPRIETARY LIMITED
CBA SERVICES SINGAPORE PTE LTD
CBA SPECIALISED FINANCING PTY LIMITED
CBA STAFF COMMUNITY FUND LIMITED
CBA USD FUNDING LIMITED
CBA USD INVESTMENTS PTY LIMITED
CBFC LEASING PTY. LIMITED
CBFC LIMITED
CFS Newham Limited
CFSPAI EUROPE CO LIMITED (formerly known as CFSPAI MALTA CO LIMITED)
CFSPAI EUROPE HOLDCO LIMITED (formerly known

as CFSPAI MALTA HOLDCO LIMITED)
CHRISTMAS BREAK PTY LTD
CHULLORA EQUITY INVESTMENT (NO 1) PTY
LIMITED
CHULLORA EQUITY INVESTMENT (NO 2) PTY
LIMITED
CHULLORA EQUITY INVESTMENT (NO 3) PTY
LIMITED
CIPL ARARAT PTY LTD
CIPL SA SCHOOLS PTY LTD
CISL (NO.1) PTY LIMITED
CM-SOMERTON PTY. LTD.
CMG ASIA LIFE HOLDINGS LIMITED
CMG ASIA PTY LTD
COLLATERAL LEASING PTY LTD
Colonial (UK) Trustees Limited
COLONIAL FIRST STATE ASSET MANAGEMENT
(AUSTRALIA) LIMITED
COLONIAL FIRST STATE GROUP LIMITED
COLONIAL FIRST STATE INFRASTRUCTURE
HOLDINGS LIMITED
COLONIAL FIRST STATE INFRASTRUCTURE
MANAGERS (AUSTRALIA) PTY LTD
Colonial First State Investment Managers (UK) Limited
COLONIAL FIRST STATE INVESTMENTS LIMITED
COLONIAL FIRST STATE MANAGED
INFRASTRUCTURE LIMITED
COLONIAL HOLDING COMPANY LIMITED
COLONIAL MUTUAL SUPERANNUATION PTY. LTD.
COLONIAL SERVICES PTY LIMITED
COMMBANK EUROPE LIMITED
COMMBANK MANAGEMENT CONSULTING
(SHANGHAI) COMPANY LIMITED
COMMFUNDATION PTY LIMITED
COMMONWEALTH AUSTRALIA SECURITIES LLC
COMMONWEALTH BANK OF AUSTRALIA
COMMONWEALTH BANK OF AUSTRALIA
(CHENG'AN) COUNTY BANK CO. LTD.
COMMONWEALTH BANK OF AUSTRALIA (CIXIAN)
COUNTY BANK CO. LTD
COMMONWEALTH BANK OF AUSTRALIA
(DENGFENG) COUNTY BANK CO. LTD
COMMONWEALTH BANK OF AUSTRALIA
(HANDANXIAN) COUNTY BANK CO. LTD.
COMMONWEALTH BANK OF AUSTRALIA (JIYUAN)
COUNTY BANK CO. LTD
COMMONWEALTH BANK OF AUSTRALIA (LANKAO)
COUNTY BANK CO. LTD
COMMONWEALTH BANK OF AUSTRALIA
(LUANCHENG) COUNTY BANK CO. LTD
COMMONWEALTH BANK OF AUSTRALIA (MIANCHI)
COUNTY BANK CO. LTD
COMMONWEALTH BANK OF AUSTRALIA (SHEXIAN)
COUNTY BANK CO. LTD
COMMONWEALTH BANK OF AUSTRALIA (UK)
STAFF BENEFITS SCHEME TRUSTEE COMPANY
LIMITED
COMMONWEALTH BANK OF AUSTRALIA (WEIXIAN)
COUNTY BANK CO. LTD.
COMMONWEALTH BANK OF AUSTRALIA
(WENXIAN) COUNTY BANK CO. LTD

COMMONWEALTH BANK OF AUSTRALIA (XINJI)
COUNTY BANK CO. LTD
COMMONWEALTH BANK OF AUSTRALIA
(YICHUAN) COUNTY BANK CO. LTD
COMMONWEALTH BANK OF AUSTRALIA
(YONGCHENG) COUNTY BANK CO. LTD
COMMONWEALTH BANK OF AUSTRALIA
(YONGNIAN) COUNTY BANK CO. LTD
COMMONWEALTH BANK OFFICERS
SUPERANNUATION CORPORATION PTY LIMITED
Commonwealth Custodial Services Pty Ltd
COMMONWEALTH DEVELOPMENT BANK OF
AUSTRALIA PTY LIMITED
COMMONWEALTH FINANCIAL PLANNING LIMITED
COMMONWEALTH INSURANCE HOLDINGS LIMITED
COMMONWEALTH INSURANCE LIMITED
COMMONWEALTH INVESTMENTS PTY LIMITED
COMMONWEALTH PRIVATE LIMITED
COMMONWEALTH SECURITIES LIMITED
COMMWEALTH INTERNATIONAL HOLDINGS PTY
LIMITED
COMSEC NOMINEES PTY LIMITED
CORE EQUITY SERVICES NOMINEES PTY LIMITED
COUNT FINANCIAL LIMITED
CRYSTAL AVENUE PTY LIMITED
CTB AUSTRALIA LIMITED
ELLAS CONTAINER SHIP COMPANY 1 PTY LIMITED
ELLAS CONTAINER SHIP COMPANY 2 PTY LIMITED
EMERALD HOLDING COMPANY PTY LIMITED
EQUIGROUP HOLDINGS PTY LIMITED
FINANCIAL WISDOM LIMITED
FINCONNECT (AUSTRALIA) PTY LTD
FIRST STATE CINDA FUND MANAGEMENT
COMPANY LIMITED
First State European Diversified Infrastructure Sarl
First State Funds Plc
First State Global Umbrella Fund Public Limited
Company
FIRST STATE INFRASTRUCTURE MANAGERS
(INTERNATIONAL) LIMITED
First State Investment Management (UK) Limited
FIRST STATE INVESTMENT MANAGERS (ASIA)
LIMITED
First State Investment Services (UK) Limited
FIRST STATE INVESTMENTS (HONG KONG)
LIMITED
FIRST STATE INVESTMENTS (JAPAN) LIMITED
FIRST STATE INVESTMENTS (NZ) LIMITED
FIRST STATE INVESTMENTS (SINGAPORE)
First State Investments (UK Holdings) Limited
First State Investments (UK) Limited
FIRST STATE INVESTMENTS (US) LLC
First State Investments Fund Management Sarl
First State Investments GIP Management Sarl
FIRST STATE INVESTMENTS HOLDINGS
(SINGAPORE) LIMITED
First State Investments ICVC
First State Investments International Inc
First State Investments International Limited
FIRST STATE NOMINEES (HONG KONG) LIMITED
FSIB LTD (formerly known as FIRST STATE

INVESTMENTS (BERMUDA) LIMITED
 FSIC Limited (formerly known as First State
 Investments (Cayman) Limited)
 GT USD FUNDING PTY LIMITED
 HAZELWOOD INVESTMENT COMPANY PTY
 LIMITED
 HOMEPATH PTY LIMITED
 INVERLOCH LEASING PTY LIMITED
 INVESTMENT CUSTODIAL SERVICES LIMITED
 INVESTORWEB.COM. PTY LIMITED
 IWL BROKING SOLUTIONS PTY LIMITED
 IWL PTY LIMITED
 JACQUES MARTIN ADMINISTRATION AND
 CONSULTING PTY LTD
 JACQUES MARTIN PTY. LTD.
 LOFT NO 1 PTY LIMITED
 LOFT NO 2 PTY LIMITED
 LOFT NO.3 PTY LIMITED
 MIS FUNDING NO.1 PTY LIMITED
 MORTGAGE HOLDING TRUST COMPANY LIMITED
 MTE DEBT VEHICLE PTY LTD
 MTE LESSOR 1 PTY LTD
 MTE LESSOR 2 PTY LTD
 MTE LESSOR 3 PTY LTD
 MTE LESSOR 4 PTY LTD
 MTE LESSOR 5 PTY LTD
 MTE NOMINEE PARTNER PTY LTD
 NETSHARE NOMINEES PTY LTD
 NEWPORT LIMITED
 NEWSHELF 1314 (PTY) LTD
 NEWSHELF 1315 (PTY) LTD
 NIMITZ NOMINEES PTY LIMITED
 ORE & OVERBURDEN PTY LIMITED
 PREFERRED CAPITAL PTY LIMITED
 PREMIUM ALTERNATIVE INVESTMENTS PTY
 LIMITED
 PREMIUM CUSTODY SERVICES PTY LTD
 PREMIUM PLANTATIONS PTY LIMITED
 PREMIUM PLANTATIONS SERVICES PTY LTD
 PT BANK COMMONWEALTH
 PT COMMONWEALTH LIFE
 PT FIRST STATE INVESTMENTS INDONESIA
 QILU BANK CO. LTD.
 REALINDEX INVESTMENTS PTY LIMITED
 RELIANCE ACHIEVER PTY LIMITED
 RESIDENTIAL MORTGAGE GROUP PTY LTD
 ROCK & RUBBLE (DEBT VEHICLE) PTY LIMITED
 ROCK & RUBBLE (EXISTING) PTY LIMITED
 ROCK & RUBBLE (NEW) PTY LIMITED
 SAF MINING NO.2 PTY LIMITED
 SAF Mining No1 Pty Limited
 SAFE NO1 PTY LTD
 SAFE NO19 PTY LIMITED
 SAFE NO2 PTY LTD
 SAFE NO20 PTY LIMITED
 SAFE NO3 PTY LTD
 SAFE NO4 PTY LIMITED
 SAFE NO9 PTY LIMITED
 SAFE USD HOLDINGS PTY LTD

SBN NOMINEES PTY. LIMITED
 SECURITISATION ADVISORY SERVICES PTY.
 LIMITED
 SECURITISATION MANAGEMENT SERVICES
 LIMITED
 SECURITY HOLDING INVESTMENT ENTITY LINKING
 DEALS LIMITED
 SENBARY PTY LIMITED
 SHARE DIRECT NOMINEES PTY LIMITED
 SHARE INVESTMENTS PTY LIMITED
 SI Holdings Limited
 SIF RAILWAY NO.1 PTY LIMITED (IN LIQUIDATION)
 SIF RAILWAY NO.2 PTY LIMITED (IN LIQUIDATION)
 SOVEREIGN ASSURANCE COMPANY LIMITED
 SOVEREIGN SERVICES LIMITED
 SOVEREIGN SUPERANNUATION FUNDS LIMITED
 SOVEREIGN SUPERANNUATION TRUSTEES
 LIMITED
 ST ANDREW'S AUSTRALIA PTY LTD
 STATE NOMINEES LTD
 SWAN SECURITISATION FINANCE PTY LIMITED (IN
 LIQUIDATION)
 SWAN SECURITISATION INVESTMENTS PTY LTD
 (IN LIQUIDATION)
 T.W. CUSTODIANS LIMITED
 TANKSTREAM RAIL (BY - 1) PTY LIMITED
 TANKSTREAM RAIL (BY - 2) PTY LIMITED
 TANKSTREAM RAIL (BY - 3) PTY LIMITED
 TANKSTREAM RAIL (BY - 4) PTY LIMITED
 TANKSTREAM RAIL (SW - 1) PTY LIMITED
 TANKSTREAM RAIL (SW - 2) PTY LIMITED
 TANKSTREAM RAIL (SW - 3) PTY LIMITED
 TANKSTREAM RAIL (SW - 4) PTY LIMITED
 TANKSTREAM RAIL (VICTORIA) PTY LIMITED
 THE COLONIAL MUTUAL LIFE ASSURANCE
 SOCIETY LIMITED
 TOTAL KEEN INVESTMENT LIMITED
 TYME CAPITAL PROPRIETARY LIMITED
 TYME INFIELD PROPRIETARY LIMITED (formerly
 know as EDGE FIELD MARKETING PROPRIETARY
 LTD)
 TYME INTELLECTUAL PROPERTIES PROPRIETARY
 LIMITED
 TYME INVESTMENTS PROPRIETARY LIMITED
 TYME TECHNICAL SOLUTIONS PROPRIETARY
 LIMITED
 VATOSCAN PROPRIETARY LIMITED
 VH-VZF PTY LTD
 VH-VZG PTY LTD
 VH-VZH PTY LTD
 VIETNAM INTERNATIONAL BANK (VIETNAM
 INTERNATIONAL COMMERCIAL JOINT STOCK
 BANK)
 VIPRO PTY LIMITED
 WESTSIDE PROPERTIES LIMITED

Annexure BThis is annexure B referred to in Form 603, Notice of initial substantial holder dated **30/09/2016**


Carla Collingwood Company Secretary Dated the 4 October 2016

Colonial First State Asset Management (Australia) Limited ACN 114 194 311

Holder of relevant interest	Date of acquisition	Consideration Cash	Consideration Non-Cash	Class and number of securities
Colonial First State Asset Management (Australia) Limited ACN 114 194 311	Tuesday, 7 June 2016	1,966.31		2,489 Ordinary shares
Colonial First State Asset Management (Australia) Limited ACN 114 194 311	Thursday, 16 June 2016	4,457,491.78		5,905,527 Ordinary shares
Colonial First State Asset Management (Australia) Limited ACN 114 194 311	Friday, 17 June 2016	388,127.82		511,098 Ordinary shares
Colonial First State Asset Management (Australia) Limited ACN 114 194 311	Monday, 20 June 2016	40,976.48		52,669 Ordinary shares
Colonial First State Asset Management (Australia) Limited ACN 114 194 311	Tuesday, 21 June 2016	123,349.57		154,322 Ordinary shares
Colonial First State Asset Management (Australia) Limited ACN 114 194 311	Wednesday, 22 June 2016	502,073.53		626,183 Ordinary shares
Colonial First State Asset Management (Australia) Limited ACN 114 194 311	Thursday, 23 June 2016	278,824.90		348,880 Ordinary shares
Colonial First State Asset Management (Australia) Limited ACN 114 194 311	Friday, 24 June 2016	300,005.80		382,027 Ordinary shares
Colonial First State Asset Management (Australia) Limited ACN 114 194 311	Tuesday, 12 July 2016	157,218.15		196,621 Ordinary shares

114 194 311				
Colonial First State Asset Management (Australia) Limited ACN 114 194 311	Friday, 15 July 2016	273,063.95		335,377 Ordinary shares
Colonial First State Asset Management (Australia) Limited ACN 114 194 311	Monday, 18 July 2016	113,201.20		139,256 Ordinary shares
Colonial First State Asset Management (Australia) Limited ACN 114 194 311	Monday, 18 July 2016	292,375.17		360,957 Ordinary shares
Colonial First State Asset Management (Australia) Limited ACN 114 194 311	Monday, 18 July 2016	242,302.59		299,139 Ordinary shares
Colonial First State Asset Management (Australia) Limited ACN 114 194 311	Friday, 22 July 2016	297,286.87		356,887 Ordinary shares
Colonial First State Asset Management (Australia) Limited ACN 114 194 311	Tuesday, 26 July 2016	211,866.52		249,990 Ordinary shares
Colonial First State Asset Management (Australia) Limited ACN 114 194 311	Thursday, 28 July 2016	229,961.66		268,961 Ordinary shares
Colonial First State Asset Management (Australia) Limited ACN 114 194 311	Thursday, 4 August 2016	426,483.46		495,911 Ordinary shares
Colonial First State Asset Management (Australia) Limited ACN 114 194 311	Thursday, 11 August 2016	294,811.45		346,837 Ordinary shares
Colonial First State Asset Management (Australia) Limited ACN 114 194 311	Friday, 12 August 2016	274,628.79		321,316 Ordinary shares
Colonial First State Asset Management (Australia) Limited ACN 114 194 311	Monday, 15 August 2016	300,634.78		349,738 Ordinary shares
Colonial First State Asset Management	Tuesday, 16 August	22,639.76		25,815 Ordinary shares

(Australia) Limited ACN 114 194 311	2016			
Colonial First State Asset Management (Australia) Limited ACN 114 194 311	Friday, 30 September 2016	495,326.46		446,723 Ordinary shares
Colonial First State Asset Management (Australia) Limited ACN 114 194 311	Friday, 17 June 2016	50,776.52		66,864 Ordinary shares
Colonial First State Asset Management (Australia) Limited ACN 114 194 311	Monday, 20 June 2016	4,432.27		5,697 Ordinary shares
Colonial First State Asset Management (Australia) Limited ACN 114 194 311	Tuesday, 21 June 2016	13,342.71		16,693 Ordinary shares
Colonial First State Asset Management (Australia) Limited ACN 114 194 311	Wednesday, 22 June 2016	54,307.52		67,732 Ordinary shares
Colonial First State Asset Management (Australia) Limited ACN 114 194 311	Friday, 15 July 2016	21,970.37		26,984 Ordinary shares
Colonial First State Asset Management (Australia) Limited ACN 114 194 311	Monday, 18 July 2016	9,107.73		11,204 Ordinary shares
Colonial First State Asset Management (Australia) Limited ACN 114 194 311	Thursday, 16 June 2016	642,414.05		851,105 Ordinary shares
Colonial First State Asset Management (Australia) Limited ACN 114 194 311	Friday, 17 June 2016	55,936.64		73,659 Ordinary shares
Colonial First State Asset Management (Australia) Limited ACN 114 194 311	Monday, 20 June 2016	12,590.37		16,183 Ordinary shares
Colonial First State Asset Management (Australia) Limited ACN 114 194 311	Tuesday, 21 June 2016	37,898.01		47,414 Ordinary shares

Colonial First State Asset Management (Australia) Limited ACN 114 194 311	Wednesday, 22 June 2016	154,259.91		192,392 Ordinary shares
Colonial First State Asset Management (Australia) Limited ACN 114 194 311	Tuesday, 12 July 2016	26,346.02		32,949 Ordinary shares
Colonial First State Asset Management (Australia) Limited ACN 114 194 311	Friday, 15 July 2016	37,571.26		46,145 Ordinary shares
Colonial First State Asset Management (Australia) Limited ACN 114 194 311	Monday, 18 July 2016	15,575.16		19,160 Ordinary shares
Colonial First State Asset Management (Australia) Limited ACN 114 194 311	Monday, 18 July 2016	47,550.24		58,704 Ordinary shares
Colonial First State Asset Management (Australia) Limited ACN 114 194 311	Monday, 18 July 2016	48,879.45		60,345 Ordinary shares
Colonial First State Asset Management (Australia) Limited ACN 114 194 311	Friday, 22 July 2016	34,759.42		41,728 Ordinary shares
Colonial First State Asset Management (Australia) Limited ACN 114 194 311	Tuesday, 26 July 2016	29,848.10		35,219 Ordinary shares
Colonial First State Asset Management (Australia) Limited ACN 114 194 311	Thursday, 28 July 2016	45,176.49		52,838 Ordinary shares
Colonial First State Asset Management (Australia) Limited ACN 114 194 311	Thursday, 4 August 2016	78,413.08		91,178 Ordinary shares
Colonial First State Asset Management (Australia) Limited ACN 114 194 311	Thursday, 11 August 2016	93,537.40		110,044 Ordinary shares
Colonial First State Asset Management (Australia) Limited ACN	Friday, 12 August 2016	49,732.43		58,187 Ordinary shares

114 194 311				
Colonial First State Asset Management (Australia) Limited ACN 114 194 311	Monday, 15 August 2016	56,577.15		65,818 Ordinary shares
Colonial First State Asset Management (Australia) Limited ACN 114 194 311	Tuesday, 16 August 2016	3,749.18		4,275 Ordinary shares
Colonial First State Asset Management (Australia) Limited ACN 114 194 311	Friday, 30 September 2016	1,454,479.07		1,294,366 Ordinary shares
Colonial First State Asset Management (Australia) Limited ACN 114 194 311	Friday, 17 June 2016	17,335.49		22,967 Ordinary shares
Colonial First State Asset Management (Australia) Limited ACN 114 194 311	Friday, 17 June 2016	8,482.44		11,238 Ordinary shares
Colonial First State Asset Management (Australia) Limited ACN 114 194 311	Tuesday, 23 August 2016	6,226.17		5,686 Ordinary shares
Colonial First State Asset Management (Australia) Limited ACN 114 194 311	Thursday, 16 June 2016	1,241,012.72		1,644,161 Ordinary shares
Colonial First State Asset Management (Australia) Limited ACN 114 194 311	Friday, 17 June 2016	108,058.82		142,295 Ordinary shares
Colonial First State Asset Management (Australia) Limited ACN 114 194 311	Monday, 20 June 2016	9,432.47		12,124 Ordinary shares
Colonial First State Asset Management (Australia) Limited ACN 114 194 311	Tuesday, 21 June 2016	28,394.33		35,524 Ordinary shares
Colonial First State Asset Management (Australia) Limited ACN 114 194 311	Wednesday, 22 June 2016	115,574.66		144,144 Ordinary shares
Colonial First State Asset Management	Thursday, 23 June 2016	78,452.67		98,164 Ordinary shares

(Australia) Limited ACN 114 194 311				
Colonial First State Asset Management (Australia) Limited ACN 114 194 311	Friday, 24 June 2016	90,724.92		115,529 Ordinary shares
Colonial First State Asset Management (Australia) Limited ACN 114 194 311	Tuesday, 12 July 2016	45,478.05		56,876 Ordinary shares
Colonial First State Asset Management (Australia) Limited ACN 114 194 311	Friday, 15 July 2016	65,397.36		80,321 Ordinary shares
Colonial First State Asset Management (Australia) Limited ACN 114 194 311	Monday, 18 July 2016	27,111.03		33,351 Ordinary shares
Colonial First State Asset Management (Australia) Limited ACN 114 194 311	Monday, 18 July 2016	53,030.70		65,470 Ordinary shares
Colonial First State Asset Management (Australia) Limited ACN 114 194 311	Monday, 18 July 2016	76,641.39		94,619 Ordinary shares
Colonial First State Asset Management (Australia) Limited ACN 114 194 311	Friday, 22 July 2016	60,876.47		73,081 Ordinary shares
Colonial First State Asset Management (Australia) Limited ACN 114 194 311	Tuesday, 26 July 2016	44,534.43		52,548 Ordinary shares
Colonial First State Asset Management (Australia) Limited ACN 114 194 311	Thursday, 28 July 2016	10,147.14		11,868 Ordinary shares
Colonial First State Asset Management (Australia) Limited ACN 114 194 311	Monday, 1 August 2016	91,055.84		105,670 Ordinary shares
Colonial First State Asset Management (Australia) Limited ACN 114 194 311	Thursday, 4 August 2016	88,301.36		102,676 Ordinary shares

Colonial First State Asset Management (Australia) Limited ACN 114 194 311	Thursday, 11 August 2016	82,342.05		96,873 Ordinary shares
Colonial First State Asset Management (Australia) Limited ACN 114 194 311	Friday, 12 August 2016	69,193.95		80,957 Ordinary shares
Colonial First State Asset Management (Australia) Limited ACN 114 194 311	Monday, 15 August 2016	81,522.74		94,838 Ordinary shares
Colonial First State Asset Management (Australia) Limited ACN 114 194 311	Tuesday, 16 August 2016	6,738.87		7,684 Ordinary shares
Colonial First State Asset Management (Australia) Limited ACN 114 194 311	Friday, 26 August 2016	132,050.21		120,693 Ordinary shares
Colonial First State Asset Management (Australia) Limited ACN 114 194 311	Wednesday, 22 June 2016	19,019.58		23,924 Ordinary shares
Colonial First State Asset Management (Australia) Limited ACN 114 194 311	Friday, 1 July 2016	25,407.20		31,759 Ordinary shares
Colonial First State Asset Management (Australia) Limited ACN 114 194 311	Tuesday, 2 August 2016	16,091.46		18,711 Ordinary shares
Colonial First State Asset Management (Australia) Limited ACN 114 194 311	Thursday, 1 September 2016	28,994.67		25,659 Ordinary shares
Colonial First State Asset Management (Australia) Limited ACN 114 194 311	Thursday, 16 June 2016	678,966.75		899,532 Ordinary shares
Colonial First State Asset Management (Australia) Limited ACN 114 194 311	Friday, 17 June 2016	59,120.05		77,851 Ordinary shares
Colonial First State Asset Management (Australia) Limited ACN	Monday, 20 June 2016	25,572.08		32,869 Ordinary shares

114 194 311				
Colonial First State Asset Management (Australia) Limited ACN 114 194 311	Tuesday, 21 June 2016	76,976.59		96,305 Ordinary shares
Colonial First State Asset Management (Australia) Limited ACN 114 194 311	Wednesday, 22 June 2016	313,321.79		390,773 Ordinary shares
Colonial First State Asset Management (Australia) Limited ACN 114 194 311	Thursday, 23 June 2016	75,649.87		94,657 Ordinary shares
Colonial First State Asset Management (Australia) Limited ACN 114 194 311	Friday, 24 June 2016	329,939.87		420,145 Ordinary shares
Colonial First State Asset Management (Australia) Limited ACN 114 194 311	Friday, 15 July 2016	68,883.76		84,603 Ordinary shares
Colonial First State Asset Management (Australia) Limited ACN 114 194 311	Monday, 18 July 2016	152,976.60		188,860 Ordinary shares
Colonial First State Asset Management (Australia) Limited ACN 114 194 311	Monday, 18 July 2016	28,556.36		35,129 Ordinary shares
Colonial First State Asset Management (Australia) Limited ACN 114 194 311	Thursday, 4 August 2016	129,500.52		150,582 Ordinary shares
Colonial First State Asset Management (Australia) Limited ACN 114 194 311	Thursday, 11 August 2016	188,974.55		222,323 Ordinary shares
Colonial First State Asset Management (Australia) Limited ACN 114 194 311	Friday, 12 August 2016	178,897.26		209,310 Ordinary shares
Colonial First State Asset Management (Australia) Limited ACN 114 194 311	Tuesday, 16 August 2016	7,971.93		9,090 Ordinary shares
Colonial First State Asset Management	Friday, 30 September	441,100.57		392,543 Ordinary shares

(Australia) Limited ACN 114 194 311	2016			
Colonial First State Asset Management (Australia) Limited ACN 114 194 311	Tuesday, 20 September 2016	358,871.45		338,207 Ordinary shares
Colonial First State Asset Management (Australia) Limited ACN 114 194 311	Thursday, 22 September 2016	239,939.31		219,343 Ordinary shares
Colonial First State Asset Management (Australia) Limited ACN 114 194 311	Friday, 23 September 2016	268,260.37		240,226 Ordinary shares
Colonial First State Asset Management (Australia) Limited ACN 114 194 311	Tuesday, 27 September 2016	217,546.76		200,043 Ordinary shares
Colonial First State Asset Management (Australia) Limited ACN 114 194 311	Thursday, 29 September 2016	248,818.57		219,069 Ordinary shares
Colonial First State Asset Management (Australia) Limited ACN 114 194 311	Friday, 30 September 2016	24,484.30		22,048 Ordinary shares
Colonial First State Asset Management (Australia) Limited ACN 114 194 311	Friday, 22 July 2016	214,695.27		258,669 Ordinary shares
Colonial First State Asset Management (Australia) Limited ACN 114 194 311	Friday, 22 July 2016	861,724.26		1,038,222 Ordinary shares
Colonial First State Asset Management (Australia) Limited ACN 114 194 311	Tuesday, 26 July 2016	695,693.31		831,970 Ordinary shares
Colonial First State Asset Management (Australia) Limited ACN 114 194 311	Wednesday, 3 August 2016	268,575.00		314,417 Ordinary shares
Colonial First State Asset Management (Australia) Limited ACN 114 194 311	Thursday, 4 August 2016	69,001.24		80,234 Ordinary shares

Colonial First State Asset Management (Australia) Limited ACN 114 194 311	Thursday, 11 August 2016	54,757.00		64,420 Ordinary shares
Colonial First State Asset Management (Australia) Limited ACN 114 194 311	Friday, 12 August 2016	68,772.58		80,464 Ordinary shares
Colonial First State Asset Management (Australia) Limited ACN 114 194 311	Monday, 15 August 2016	77,366.58		90,003 Ordinary shares
Colonial First State Asset Management (Australia) Limited ACN 114 194 311	Tuesday, 16 August 2016	5,799.60		6,613 Ordinary shares
Colonial First State Asset Management (Australia) Limited ACN 114 194 311	Thursday, 16 June 2016	8,519.25		11,359 Ordinary shares
Colonial First State Asset Management (Australia) Limited ACN 114 194 311	Friday, 17 June 2016	55,252.87		73,202 Ordinary shares
Colonial First State Asset Management (Australia) Limited ACN 114 194 311	Monday, 20 June 2016	7,391.12		9,297 Ordinary shares
Colonial First State Asset Management (Australia) Limited ACN 114 194 311	Wednesday, 22 June 2016	7,434.05		9,351 Ordinary shares
Colonial First State Asset Management (Australia) Limited ACN 114 194 311	Monday, 27 June 2016	19,485.45		24,510 Ordinary shares
Colonial First State Asset Management (Australia) Limited ACN 114 194 311	Friday, 1 July 2016	13,072.00		16,340 Ordinary shares
Colonial First State Asset Management (Australia) Limited ACN 114 194 311	Wednesday, 13 July 2016	10,192.00		12,740 Ordinary shares
Colonial First State Asset Management (Australia) Limited ACN	Friday, 15 July 2016	7,659.36		9,456 Ordinary shares

114 194 311				
Colonial First State Asset Management (Australia) Limited ACN 114 194 311	Tuesday, 19 July 2016	11,661.02		14,308 Ordinary shares
Colonial First State Asset Management (Australia) Limited ACN 114 194 311	Wednesday, 10 August 2016	11,907.65		14,009 Ordinary shares
Colonial First State Asset Management (Australia) Limited ACN 114 194 311	Friday, 12 August 2016	76,146.30		89,060 Ordinary shares
Colonial First State Asset Management (Australia) Limited ACN 114 194 311	Wednesday, 17 August 2016	11,389.50		12,655 Ordinary shares
Colonial First State Asset Management (Australia) Limited ACN 114 194 311	Tuesday, 13 September 2016	15,225.84		14,098 Ordinary shares
Colonial First State Asset Management (Australia) Limited ACN 114 194 311	Tuesday, 20 September 2016	7,046.63		6,639 Ordinary shares
Colonial First State Asset Management (Australia) Limited ACN 114 194 311	Tuesday, 31 May 2016	2,155.79		2,678 Ordinary shares
Colonial First State Asset Management (Australia) Limited ACN 114 194 311	Friday, 17 June 2016	10,193.57		13,505 Ordinary shares
Colonial First State Asset Management (Australia) Limited ACN 114 194 311	Tuesday, 19 July 2016	10,067.70		12,353 Ordinary shares
Colonial First State Asset Management (Australia) Limited ACN 114 194 311	Wednesday, 27 July 2016	11,910.36		14,179 Ordinary shares
Colonial First State Asset Management (Australia) Limited ACN 114 194 311	Friday, 26 August 2016	12,165.49		11,161 Ordinary shares
Colonial First State Asset Management	Thursday, 8 September	17,507.25		15,562 Ordinary shares

(Australia) Limited ACN 114 194 311	2016			
Colonial First State Asset Management (Australia) Limited ACN 114 194 311	Friday, 17 June 2016	165,216.58		217,562 Ordinary shares
Colonial First State Asset Management (Australia) Limited ACN 114 194 311	Monday, 20 June 2016	14,421.79		18,537 Ordinary shares
Colonial First State Asset Management (Australia) Limited ACN 114 194 311	Tuesday, 21 June 2016	43,413.18		54,314 Ordinary shares
Colonial First State Asset Management (Australia) Limited ACN 114 194 311	Wednesday, 22 June 2016	176,707.90		220,389 Ordinary shares
Colonial First State Asset Management (Australia) Limited ACN 114 194 311	Friday, 15 July 2016	70,270.35		86,306 Ordinary shares
Colonial First State Asset Management (Australia) Limited ACN 114 194 311	Monday, 18 July 2016	29,131.90		35,837 Ordinary shares
Colonial First State Asset Management (Australia) Limited ACN 114 194 311	Thursday, 16 June 2016	1,010,575.30		1,338,865 Ordinary shares
Colonial First State Asset Management (Australia) Limited ACN 114 194 311	Friday, 17 June 2016	87,993.96		115,873 Ordinary shares
Colonial First State Asset Management (Australia) Limited ACN 114 194 311	Monday, 20 June 2016	9,308.77		11,965 Ordinary shares
Colonial First State Asset Management (Australia) Limited ACN 114 194 311	Tuesday, 21 June 2016	28,021.86		35,058 Ordinary shares
Colonial First State Asset Management (Australia) Limited ACN 114 194 311	Wednesday, 22 June 2016	114,060.06		142,255 Ordinary shares

Colonial First State Asset Management (Australia) Limited ACN 114 194 311	Thursday, 23 June 2016	58,132.21		72,738 Ordinary shares
Colonial First State Asset Management (Australia) Limited ACN 114 194 311	Friday, 24 June 2016	67,385.81		85,809 Ordinary shares
Colonial First State Asset Management (Australia) Limited ACN 114 194 311	Tuesday, 12 July 2016	38,655.06		48,343 Ordinary shares
Colonial First State Asset Management (Australia) Limited ACN 114 194 311	Friday, 15 July 2016	59,567.69		73,161 Ordinary shares
Colonial First State Asset Management (Australia) Limited ACN 114 194 311	Monday, 18 July 2016	24,694.28		30,378 Ordinary shares
Colonial First State Asset Management (Australia) Limited ACN 114 194 311	Monday, 18 July 2016	66,046.59		81,539 Ordinary shares
Colonial First State Asset Management (Australia) Limited ACN 114 194 311	Monday, 18 July 2016	54,038.34		66,714 Ordinary shares
Colonial First State Asset Management (Australia) Limited ACN 114 194 311	Friday, 22 July 2016	62,193.45		74,662 Ordinary shares
Colonial First State Asset Management (Australia) Limited ACN 114 194 311	Tuesday, 26 July 2016	56,513.00		66,682 Ordinary shares
Colonial First State Asset Management (Australia) Limited ACN 114 194 311	Thursday, 28 July 2016	70,864.96		82,883 Ordinary shares
Colonial First State Asset Management (Australia) Limited ACN 114 194 311	Thursday, 4 August 2016	86,170.28		100,198 Ordinary shares
Colonial First State Asset Management (Australia) Limited ACN	Thursday, 11 August 2016	84,050.55		98,883 Ordinary shares

114 194 311				
Colonial First State Asset Management (Australia) Limited ACN 114 194 311	Friday, 12 August 2016	66,920.45		78,297 Ordinary shares
Colonial First State Asset Management (Australia) Limited ACN 114 194 311	Monday, 15 August 2016	75,631.91		87,985 Ordinary shares
Colonial First State Asset Management (Australia) Limited ACN 114 194 311	Tuesday, 16 August 2016	5,676.82		6,473 Ordinary shares

Colonial First State Investments Limited (Note 1) ACN 002 348 352

Holder of relevant interest	Date of acquisition	Consideration Cash	Consideration Non-Cash	Class and number of securities
Colonial First State Investments Limited (Note 1) ACN 002 348 352	Tuesday, 14 June 2016	N/A		3,143 Ordinary shares (borrowed from Citigroup Global Markets Limited (Agreement 1), see Annexure C)
Colonial First State Investments Limited (Note 1) ACN 002 348 352	Wednesday, 20 July 2016	2,233.96		2,728 Ordinary shares
Colonial First State Investments Limited (Note 1) ACN 002 348 352	Thursday, 21 July 2016	3,447.72		4,129 Ordinary shares
Colonial First State Investments Limited (Note 1) ACN 002 348 352	Thursday, 21 July 2016	906.05		1,086 Ordinary shares
Colonial First State Investments Limited (Note 1) ACN 002 348 352	Friday, 22 July 2016	25,065.55		30,116 Ordinary shares
Colonial First State Investments Limited (Note 1) ACN 002 348 352	Tuesday, 26 July 2016	7,303.98		8,600 Ordinary shares
Colonial First State Investments Limited (Note 1) ACN 002 348 352	Wednesday, 27 July 2016	11,145.13		13,202 Ordinary shares

352				
Colonial First State Investments Limited (Note 1) ACN 002 348 352	Thursday, 28 July 2016	29,264.82		34,413 Ordinary shares
Colonial First State Investments Limited (Note 1) ACN 002 348 352	Friday, 29 July 2016	50.20		59 Ordinary shares
Colonial First State Investments Limited (Note 1) ACN 002 348 352	Tuesday, 2 August 2016	11,142.42		12,871 Ordinary shares
Colonial First State Investments Limited (Note 1) ACN 002 348 352	Wednesday, 3 August 2016	2,898.14		3,394 Ordinary shares
Colonial First State Investments Limited (Note 1) ACN 002 348 352	Thursday, 4 August 2016	17,995.91		21,117 Ordinary shares
Colonial First State Investments Limited (Note 1) ACN 002 348 352	Friday, 5 August 2016	16,873.09		19,629 Ordinary shares
Colonial First State Investments Limited (Note 1) ACN 002 348 352	Monday, 8 August 2016	23,432.21		27,083 Ordinary shares
Colonial First State Investments Limited (Note 1) ACN 002 348 352	Tuesday, 9 August 2016	30,561.27		35,282 Ordinary shares
Colonial First State Investments Limited (Note 1) ACN 002 348 352	Wednesday, 10 August 2016	16,159.90		18,947 Ordinary shares
Colonial First State Investments Limited (Note 1) ACN 002 348 352	Thursday, 11 August 2016	5,092.45		5,989 Ordinary shares
Colonial First State Investments Limited (Note 1) ACN 002 348 352	Friday, 12 August 2016	8,896.39		10,410 Ordinary shares
Colonial First State Investments Limited	Monday, 15 August	6,911.42		8,030 Ordinary shares

(Note 1) ACN 002 348 352	2016			
Colonial First State Investments Limited (Note 1) ACN 002 348 352	Friday, 26 August 2016	5,232.19		4,780 Ordinary shares
Colonial First State Investments Limited (Note 1) ACN 002 348 352	Monday, 29 August 2016	2,421.29		2,170 Ordinary shares
Colonial First State Investments Limited (Note 1) ACN 002 348 352	Tuesday, 30 August 2016	11,748.54		10,445 Ordinary shares
Colonial First State Investments Limited (Note 1) ACN 002 348 352	Wednesday, 31 August 2016	13,357.20		11,831 Ordinary shares
Colonial First State Investments Limited (Note 1) ACN 002 348 352	Monday, 5 September 2016	57,379.93		51,159 Ordinary shares
Colonial First State Investments Limited (Note 1) ACN 002 348 352	Wednesday, 7 September 2016	16,399.69		14,623 Ordinary shares
Colonial First State Investments Limited (Note 1) ACN 002 348 352	Wednesday, 7 September 2016	14,215.77		12,661 Ordinary shares
Colonial First State Investments Limited (Note 1) ACN 002 348 352	Friday, 9 September 2016	22,991.35		20,801 Ordinary shares
Colonial First State Investments Limited (Note 1) ACN 002 348 352	Tuesday, 13 September 2016	4,716.66		4,358 Ordinary shares
Colonial First State Investments Limited (Note 1) ACN 002 348 352	Tuesday, 13 September 2016	3,260.43		3,005 Ordinary shares
Colonial First State Investments Limited (Note 1) ACN 002 348 352	Wednesday, 21 September 2016	15,896.32		14,712 Ordinary shares

Colonial First State Investments Limited (Note 1) ACN 002 348 352	Thursday, 29 September 2016	15,968.21		14,059 Ordinary shares
Colonial First State Investments Limited (Note 1) ACN 002 348 352	Thursday, 1 September 2016	379,114.74		336,363 Ordinary shares
Colonial First State Investments Limited (Note 1) ACN 002 348 352	Friday, 9 September 2016	N/A		39,745 Ordinary shares (borrowed from UBS AG (Agreement 2), see Annexure C)
Colonial First State Investments Limited (Note 1) ACN 002 348 352	Tuesday, 31 May 2016	241,290.00		300,000 Ordinary shares
Colonial First State Investments Limited (Note 1) ACN 002 348 352	Wednesday, 1 June 2016	359,647.20		456,000 Ordinary shares
Colonial First State Investments Limited (Note 1) ACN 002 348 352	Thursday, 2 June 2016	266,648.20		343,000 Ordinary shares
Colonial First State Investments Limited (Note 1) ACN 002 348 352	Friday, 3 June 2016	94,380.00		121,000 Ordinary shares
Colonial First State Investments Limited (Note 1) ACN 002 348 352	Monday, 6 June 2016	288,631.80		369,000 Ordinary shares
Colonial First State Investments Limited (Note 1) ACN 002 348 352	Tuesday, 7 June 2016	307,798.40		392,000 Ordinary shares
Colonial First State Investments Limited (Note 1) ACN 002 348 352	Thursday, 9 June 2016	262,130.61		333,000 Ordinary shares
Colonial First State Investments Limited (Note 1) ACN 002 348 352	Tuesday, 14 June 2016	261,994.92		337,000 Ordinary shares
Colonial First State Investments Limited (Note 1) ACN 002 348	Wednesday, 15 June 2016	197,496.00		260,000 Ordinary shares

352				
Colonial First State Investments Limited (Note 1) ACN 002 348 352	Thursday, 16 June 2016	142,001.56		189,000 Ordinary shares
Colonial First State Investments Limited (Note 1) ACN 002 348 352	Thursday, 16 June 2016	307,800.00		405,000 Ordinary shares
Colonial First State Investments Limited (Note 1) ACN 002 348 352	Thursday, 23 June 2016	31,900.00		40,000 Ordinary shares
Colonial First State Investments Limited (Note 1) ACN 002 348 352	Wednesday, 29 June 2016	39,375.00		50,000 Ordinary shares
Colonial First State Investments Limited (Note 1) ACN 002 348 352	Friday, 12 August 2016	965,564.32		1,129,315 Ordinary shares
Colonial First State Investments Limited (Note 1) ACN 002 348 352	Friday, 26 August 2016	211,408.89		193,350 Ordinary shares
Colonial First State Investments Limited (Note 1) ACN 002 348 352	Monday, 20 June 2016	37,011.22		46,555 Ordinary shares
Colonial First State Investments Limited (Note 1) ACN 002 348 352	Friday, 1 July 2016	43,269.60		54,087 Ordinary shares
Colonial First State Investments Limited (Note 1) ACN 002 348 352	Tuesday, 20 September 2016	310,586.28		292,412 Ordinary shares
Colonial First State Investments Limited (Note 1) ACN 002 348 352	Friday, 30 September 2016	256,029.24		230,015 Ordinary shares
Colonial First State Investments Limited (Note 1) ACN 002 348 352	Wednesday, 24 August 2016	11,642.31		10,682 Ordinary shares
Colonial First State Investments Limited	Thursday, 25 August	8,968.76		8,232 Ordinary shares

(Note 1) ACN 002 348 352	2016			
Colonial First State Investments Limited (Note 1) ACN 002 348 352	Friday, 26 August 2016	23,185.82		21,182 Ordinary shares
Colonial First State Investments Limited (Note 1) ACN 002 348 352	Monday, 29 August 2016	10,734.00		9,620 Ordinary shares
Colonial First State Investments Limited (Note 1) ACN 002 348 352	Tuesday, 30 August 2016	30,790.28		27,374 Ordinary shares
Colonial First State Investments Limited (Note 1) ACN 002 348 352	Wednesday, 31 August 2016	33,903.87		30,030 Ordinary shares
Colonial First State Investments Limited (Note 1) ACN 002 348 352	Thursday, 1 September 2016	13,207.36		11,718 Ordinary shares
Colonial First State Investments Limited (Note 1) ACN 002 348 352	Friday, 2 September 2016	46,644.77		41,584 Ordinary shares
Colonial First State Investments Limited (Note 1) ACN 002 348 352	Friday, 2 September 2016	7,810.21		6,989 Ordinary shares
Colonial First State Investments Limited (Note 1) ACN 002 348 352	Monday, 5 September 2016	40,514.44		36,122 Ordinary shares
Colonial First State Investments Limited (Note 1) ACN 002 348 352	Wednesday, 7 September 2016	9,820.98		8,757 Ordinary shares
Colonial First State Investments Limited (Note 1) ACN 002 348 352	Wednesday, 7 September 2016	8,514.19		7,583 Ordinary shares
Colonial First State Investments Limited (Note 1) ACN 002 348 352	Friday, 9 September 2016	33,850.92		30,626 Ordinary shares

Colonial First State Investments Limited (Note 1) ACN 002 348 352	Tuesday, 13 September 2016	7,431.17		6,849 Ordinary shares
Colonial First State Investments Limited (Note 1) ACN 002 348 352	Tuesday, 13 September 2016	10,742.91		9,926 Ordinary shares
Colonial First State Investments Limited (Note 1) ACN 002 348 352	Thursday, 15 September 2016	28,094.47		26,232 Ordinary shares
Colonial First State Investments Limited (Note 1) ACN 002 348 352	Monday, 19 September 2016	7,995.61		7,553 Ordinary shares
Colonial First State Investments Limited (Note 1) ACN 002 348 352	Tuesday, 20 September 2016	30,628.70		28,895 Ordinary shares
Colonial First State Investments Limited (Note 1) ACN 002 348 352	Wednesday, 21 September 2016	17,427.38		16,129 Ordinary shares
Colonial First State Investments Limited (Note 1) ACN 002 348 352	Friday, 23 September 2016	9,593.82		8,582 Ordinary shares
Colonial First State Investments Limited (Note 1) ACN 002 348 352	Friday, 3 June 2016	68,504.00		87,411 Ordinary shares
Colonial First State Investments Limited (Note 1) ACN 002 348 352	Friday, 17 June 2016	39,700.17		52,299 Ordinary shares
Colonial First State Investments Limited (Note 1) ACN 002 348 352	Tuesday, 31 May 2016	132,709.50		165,000 Ordinary shares
Colonial First State Investments Limited (Note 1) ACN 002 348 352	Wednesday, 1 June 2016	173,514.00		220,000 Ordinary shares
Colonial First State Investments Limited (Note 1) ACN 002 348	Thursday, 2 June 2016	127,493.60		164,000 Ordinary shares

352				
Colonial First State Investments Limited (Note 1) ACN 002 348 352	Friday, 3 June 2016	45,240.00		58,000 Ordinary shares
Colonial First State Investments Limited (Note 1) ACN 002 348 352	Monday, 6 June 2016	136,885.00		175,000 Ordinary shares
Colonial First State Investments Limited (Note 1) ACN 002 348 352	Tuesday, 7 June 2016	147,617.60		188,000 Ordinary shares
Colonial First State Investments Limited (Note 1) ACN 002 348 352	Thursday, 9 June 2016	125,948.64		160,000 Ordinary shares
Colonial First State Investments Limited (Note 1) ACN 002 348 352	Tuesday, 14 June 2016	154,709.17		199,000 Ordinary shares
Colonial First State Investments Limited (Note 1) ACN 002 348 352	Wednesday, 15 June 2016	132,930.00		175,000 Ordinary shares
Colonial First State Investments Limited (Note 1) ACN 002 348 352	Thursday, 16 June 2016	71,376.44		95,000 Ordinary shares
Colonial First State Investments Limited (Note 1) ACN 002 348 352	Thursday, 16 June 2016	121,600.00		160,000 Ordinary shares
Colonial First State Investments Limited (Note 1) ACN 002 348 352	Thursday, 23 June 2016	55,825.00		70,000 Ordinary shares

Avanteos Investments Limited ACN 096 259 979

Holder of relevant interest	Date of acquisition	Consideration Cash	Consideration Non-Cash	Class and number of securities
Avanteos Investments Limited ACN 096 259 979	Thursday, 4 August 2016	1,386.81		1,622 Ordinary shares

Avanteos Investments Limited ACN 096 259 979	Monday, 12 September 2016	8,600.00		8,000 Ordinary shares
Avanteos Investments Limited ACN 096 259 979	Tuesday, 13 September 2016	2,140.00		2,000 Ordinary shares
Avanteos Investments Limited ACN 096 259 979	Tuesday, 20 September 2016	2,114.00		2,000 Ordinary shares

Realindex Investments Pty Limited ACN 133 312 017

Holder of relevant interest	Date of acquisition	Consideration Cash	Consideration Non-Cash	Class and number of securities
Realindex Investments Pty Limited ACN 133 312 017	Friday, 22 July 2016	452,440.47		545,109 Ordinary shares

CBA Markets Limited ACN 003 485 952

Holder of relevant interest	Date of acquisition	Consideration Cash	Consideration Non-Cash	Class and number of securities
CBA Markets Limited ACN 003 485 952	Thursday, 2 June 2016	N/A		1,207,422 Ordinary shares (borrowed from Barclays Capital Securities Ltd, see Annexure C)
CBA Markets Limited ACN 003 485 952	Monday, 6 June 2016	N/A		1,207,422 Ordinary shares (borrowed from Barclays Capital Securities Ltd, see Annexure C)
CBA Markets Limited ACN 003 485 952	Tuesday, 14 June 2016	N/A		1,207,422 Ordinary shares (borrowed from Barclays Capital Securities Ltd, see Annexure C)
CBA Markets Limited ACN 003 485 952	Wednesday, 15 June 2016	N/A		1,207,422 Ordinary shares (borrowed from Barclays Capital Securities Ltd, see Annexure C)
CBA Markets Limited ACN 003 485 952	Thursday, 16 June 2016	N/A		1,207,422 Ordinary shares (borrowed from Barclays Capital Securities Ltd,

				see Annexure C)
CBA Markets Limited ACN 003 485 952	Friday, 17 June 2016	N/A		1,158,122 Ordinary shares (borrowed from Barclays Capital Securities Ltd, see Annexure C)
CBA Markets Limited ACN 003 485 952	Tuesday, 21 June 2016	N/A		1,153,632 Ordinary shares (borrowed from Barclays Capital Securities Ltd, see Annexure C)
CBA Markets Limited ACN 003 485 952	Friday, 24 June 2016	N/A		1,153,632 Ordinary shares (borrowed from Barclays Capital Securities Ltd, see Annexure C)
CBA Markets Limited ACN 003 485 952	Monday, 27 June 2016	N/A		1,153,632 Ordinary shares (borrowed from Barclays Capital Securities Ltd, see Annexure C)
CBA Markets Limited ACN 003 485 952	Tuesday, 28 June 2016	N/A		1,079,604 Ordinary shares (borrowed from Barclays Capital Securities Ltd, see Annexure C)
CBA Markets Limited ACN 003 485 952	Wednesday, 29 June 2016	N/A		1,000,096 Ordinary shares (borrowed from Barclays Capital Securities Ltd, see Annexure C)
CBA Markets Limited ACN 003 485 952	Thursday, 30 June 2016	N/A		960,534 Ordinary shares (borrowed from Barclays Capital Securities Ltd, see Annexure C)
CBA Markets Limited ACN 003 485 952	Friday, 1 July 2016	N/A		960,534 Ordinary shares (borrowed from Barclays Capital Securities Ltd, see Annexure C)
CBA Markets Limited ACN 003 485 952	Monday, 4 July 2016	N/A		960,534 Ordinary shares (borrowed from Barclays Capital Securities Ltd, see Annexure C)
CBA Markets Limited ACN 003 485 952	Tuesday, 5 July 2016	N/A		1,212,280 Ordinary shares (borrowed from Barclays Capital Securities Ltd, see Annexure C)

CBA Markets Limited ACN 003 485 952	Wednesday, 6 July 2016	N/A		1,212,280 Ordinary shares (borrowed from Barclays Capital Securities Ltd, see Annexure C)
CBA Markets Limited ACN 003 485 952	Thursday, 7 July 2016	N/A		1,203,096 Ordinary shares (borrowed from Barclays Capital Securities Ltd, see Annexure C)
CBA Markets Limited ACN 003 485 952	Friday, 8 July 2016	N/A		1,143,314 Ordinary shares (borrowed from Barclays Capital Securities Ltd, see Annexure C)
CBA Markets Limited ACN 003 485 952	Monday, 11 July 2016	N/A		1,143,314 Ordinary shares (borrowed from Barclays Capital Securities Ltd, see Annexure C)
CBA Markets Limited ACN 003 485 952	Tuesday, 12 July 2016	N/A		1,143,314 Ordinary shares (borrowed from Barclays Capital Securities Ltd, see Annexure C)
CBA Markets Limited ACN 003 485 952	Wednesday, 13 July 2016	N/A		1,350,220 Ordinary shares (borrowed from Barclays Capital Securities Ltd, see Annexure C)
CBA Markets Limited ACN 003 485 952	Thursday, 14 July 2016	N/A		1,350,220 Ordinary shares (borrowed from Barclays Capital Securities Ltd, see Annexure C)
CBA Markets Limited ACN 003 485 952	Friday, 15 July 2016	N/A		1,569,408 Ordinary shares (borrowed from Barclays Capital Securities Ltd, see Annexure C)
CBA Markets Limited ACN 003 485 952	Monday, 18 July 2016	N/A		1,569,408 Ordinary shares (borrowed from Barclays Capital Securities Ltd, see Annexure C)
CBA Markets Limited ACN 003 485 952	Tuesday, 19 July 2016	N/A		1,769,950 Ordinary shares (borrowed from Barclays Capital Securities Ltd, see Annexure C)

CBA Markets Limited ACN 003 485 952	Wednesday, 20 July 2016	N/A		1,757,944 Ordinary shares (borrowed from Barclays Capital Securities Ltd, see Annexure C)
CBA Markets Limited ACN 003 485 952	Thursday, 21 July 2016	N/A		1,759,268 Ordinary shares (borrowed from Barclays Capital Securities Ltd, see Annexure C)
CBA Markets Limited ACN 003 485 952	Friday, 22 July 2016	N/A		1,762,024 Ordinary shares (borrowed from Barclays Capital Securities Ltd, see Annexure C)
CBA Markets Limited ACN 003 485 952	Friday, 29 July 2016	N/A		1,701,268 Ordinary shares (borrowed from Barclays Capital Securities Ltd, see Annexure C)
CBA Markets Limited ACN 003 485 952	Monday, 1 August 2016	N/A		1,704,032 Ordinary shares (borrowed from Barclays Capital Securities Ltd, see Annexure C)
CBA Markets Limited ACN 003 485 952	Tuesday, 2 August 2016	N/A		1,700,560 Ordinary shares (borrowed from Barclays Capital Securities Ltd, see Annexure C)
CBA Markets Limited ACN 003 485 952	Wednesday, 3 August 2016	N/A		1,708,660 Ordinary shares (borrowed from Barclays Capital Securities Ltd, see Annexure C)
CBA Markets Limited ACN 003 485 952	Thursday, 4 August 2016	N/A		1,712,568 Ordinary shares (borrowed from Barclays Capital Securities Ltd, see Annexure C)
CBA Markets Limited ACN 003 485 952	Friday, 5 August 2016	N/A		1,747,072 Ordinary shares (borrowed from Barclays Capital Securities Ltd, see Annexure C)
CBA Markets Limited ACN 003 485 952	Monday, 8 August 2016	N/A		1,751,316 Ordinary shares (borrowed from Barclays Capital Securities Ltd, see Annexure C)

CBA Markets Limited ACN 003 485 952	Tuesday, 9 August 2016	N/A		1,755,020 Ordinary shares (borrowed from Barclays Capital Securities Ltd, see Annexure C)
CBA Markets Limited ACN 003 485 952	Wednesday, 10 August 2016	N/A		1,761,668 Ordinary shares (borrowed from Barclays Capital Securities Ltd, see Annexure C)
CBA Markets Limited ACN 003 485 952	Thursday, 11 August 2016	N/A		1,777,012 Ordinary shares (borrowed from Barclays Capital Securities Ltd, see Annexure C)
CBA Markets Limited ACN 003 485 952	Friday, 12 August 2016	N/A		1,778,648 Ordinary shares (borrowed from Barclays Capital Securities Ltd, see Annexure C)
CBA Markets Limited ACN 003 485 952	Monday, 15 August 2016	N/A		1,784,352 Ordinary shares (borrowed from Barclays Capital Securities Ltd, see Annexure C)
CBA Markets Limited ACN 003 485 952	Tuesday, 16 August 2016	N/A		1,760,792 Ordinary shares (borrowed from Barclays Capital Securities Ltd, see Annexure C)
CBA Markets Limited ACN 003 485 952	Wednesday, 17 August 2016	N/A		1,797,360 Ordinary shares (borrowed from Barclays Capital Securities Ltd, see Annexure C)
CBA Markets Limited ACN 003 485 952	Friday, 19 August 2016	N/A		1,767,956 Ordinary shares (borrowed from Barclays Capital Securities Ltd, see Annexure C)
CBA Markets Limited ACN 003 485 952	Tuesday, 23 August 2016	N/A		1,214,650 Ordinary shares (borrowed from Barclays Capital Securities Ltd, see Annexure C)
CBA Markets Limited ACN 003 485 952	Monday, 29 August 2016	N/A		1,585,976 Ordinary shares (borrowed from Barclays Capital Securities Ltd, see Annexure C)

CBA Markets Limited ACN 003 485 952	Tuesday, 30 August 2016	N/A		1,664,392 Ordinary shares (borrowed from Barclays Capital Securities Ltd, see Annexure C)
CBA Markets Limited ACN 003 485 952	Friday, 2 September 2016	N/A		753,132 Ordinary shares (borrowed from Barclays Capital Securities Ltd, see Annexure C)
CBA Markets Limited ACN 003 485 952	Monday, 5 September 2016	N/A		571,621 Ordinary shares (borrowed from Barclays Capital Securities Ltd, see Annexure C)
CBA Markets Limited ACN 003 485 952	Tuesday, 6 September 2016	N/A		571,621 Ordinary shares (borrowed from Barclays Capital Securities Ltd, see Annexure C)
CBA Markets Limited ACN 003 485 952	Wednesday, 7 September 2016	N/A		571,621 Ordinary shares (borrowed from Barclays Capital Securities Ltd, see Annexure C)
CBA Markets Limited ACN 003 485 952	Thursday, 8 September 2016	N/A		571,621 Ordinary shares (borrowed from Barclays Capital Securities Ltd, see Annexure C)
CBA Markets Limited ACN 003 485 952	Friday, 9 September 2016	N/A		571,621 Ordinary shares (borrowed from Barclays Capital Securities Ltd, see Annexure C)
CBA Markets Limited ACN 003 485 952	Monday, 12 September 2016	N/A		453,247 Ordinary shares (borrowed from Barclays Capital Securities Ltd, see Annexure C)
CBA Markets Limited ACN 003 485 952	Tuesday, 13 September 2016	N/A		258,430 Ordinary shares (borrowed from Barclays Capital Securities Ltd, see Annexure C)
CBA Markets Limited ACN 003 485 952	Wednesday, 14 September 2016	N/A		202,892 Ordinary shares (borrowed from Barclays Capital Securities Ltd, see Annexure C)
CBA Markets Limited ACN 003 485 952	Thursday, 15 September 2016	N/A		202,162 Ordinary shares (borrowed from Barclays Capital Securities Ltd, see Annexure C)
CBA Markets Limited ACN 003 485 952	Friday, 16 September 2016	N/A		272,385 Ordinary shares (borrowed from Barclays Capital Securities Ltd,

				see Annexure C)
CBA Markets Limited ACN 003 485 952	Monday, 26 September 2016	N/A		2,394,924 Ordinary shares (borrowed from Barclays Capital Securities Ltd, see Annexure C)
CBA Markets Limited ACN 003 485 952	Tuesday, 27 September 2016	N/A		2,408,368 Ordinary shares (borrowed from Barclays Capital Securities Ltd, see Annexure C)
CBA Markets Limited ACN 003 485 952	Wednesday, 28 September 2016	N/A		2,416,736 Ordinary shares (borrowed from Barclays Capital Securities Ltd, see Annexure C)
CBA Markets Limited ACN 003 485 952	Thursday, 29 September 2016	N/A		2,428,440 Ordinary shares (borrowed from Barclays Capital Securities Ltd, see Annexure C)
CBA Markets Limited ACN 003 485 952	Monday, 30 May 2016	8,412.39		10,615 Ordinary shares
CBA Markets Limited ACN 003 485 952	Monday, 30 May 2016	1,389.43		1,726 Ordinary shares
CBA Markets Limited ACN 003 485 952	Monday, 30 May 2016	1,217.97		1,513 Ordinary shares
CBA Markets Limited ACN 003 485 952	Monday, 30 May 2016	2,424.66		3,012 Ordinary shares
CBA Markets Limited ACN 003 485 952	Monday, 30 May 2016	1,124.59		1,397 Ordinary shares
CBA Markets Limited ACN 003 485 952	Monday, 30 May 2016	6,653.33		8,265 Ordinary shares
CBA Markets Limited ACN 003 485 952	Monday, 30 May 2016	1,236.48		1,536 Ordinary shares
CBA Markets Limited ACN 003 485 952	Monday, 30 May 2016	231.04		287 Ordinary shares
CBA Markets Limited ACN 003 485 952	Monday, 30 May 2016	220.57		274 Ordinary shares
CBA Markets Limited ACN 003 485 952	Monday, 30 May 2016	4,003.27		4,973 Ordinary shares

CBA Markets Limited ACN 003 485 952	Monday, 30 May 2016	14,873.18		18,476 Ordinary shares
CBA Markets Limited ACN 003 485 952	Monday, 30 May 2016	10,676.72		13,263 Ordinary shares
CBA Markets Limited ACN 003 485 952	Monday, 30 May 2016	1.61		2 Ordinary shares
CBA Markets Limited ACN 003 485 952	Monday, 30 May 2016	1,655.89		2,057 Ordinary shares
CBA Markets Limited ACN 003 485 952	Monday, 30 May 2016	936.74		1,182 Ordinary shares
CBA Markets Limited ACN 003 485 952	Monday, 30 May 2016	1,250.57		1,578 Ordinary shares
CBA Markets Limited ACN 003 485 952	Monday, 30 May 2016	2,908.47		3,613 Ordinary shares
CBA Markets Limited ACN 003 485 952	Monday, 30 May 2016	2,091.39		2,598 Ordinary shares
CBA Markets Limited ACN 003 485 952	Monday, 30 May 2016	3,644.57		4,570 Ordinary shares
CBA Markets Limited ACN 003 485 952	Tuesday, 31 May 2016	1,562.40		1,953 Ordinary shares
CBA Markets Limited ACN 003 485 952	Tuesday, 31 May 2016	2,292.00		2,865 Ordinary shares
CBA Markets Limited ACN 003 485 952	Tuesday, 31 May 2016	1,114.40		1,393 Ordinary shares
CBA Markets Limited ACN 003 485 952	Tuesday, 31 May 2016	2,412.00		3,015 Ordinary shares
CBA Markets Limited ACN 003 485 952	Wednesday, 1 June 2016	4,937.74		6,211 Ordinary shares
CBA Markets Limited ACN 003 485 952	Thursday, 2 June 2016	517.70		668 Ordinary shares
CBA Markets Limited ACN 003 485 952	Friday, 3 June 2016	4,718.47		6,030 Ordinary shares
CBA Markets Limited ACN 003 485 952	Friday, 3 June 2016	5,810.06		7,425 Ordinary shares
CBA Markets Limited ACN 003 485 952	Friday, 3 June 2016	3,873.48		4,966 Ordinary shares
CBA Markets Limited	Friday, 3 June 2016	844.51		1,069 Ordinary shares

ACN 003 485 952				
CBA Markets Limited ACN 003 485 952	Monday, 6 June 2016	4,045.11		5,153 Ordinary shares
CBA Markets Limited ACN 003 485 952	Monday, 6 June 2016	9,458.47		12,049 Ordinary shares
CBA Markets Limited ACN 003 485 952	Monday, 6 June 2016	1,702.47		2,211 Ordinary shares
CBA Markets Limited ACN 003 485 952	Monday, 6 June 2016	3,201.66		4,158 Ordinary shares
CBA Markets Limited ACN 003 485 952	Monday, 6 June 2016	4,699.50		6,025 Ordinary shares
CBA Markets Limited ACN 003 485 952	Tuesday, 7 June 2016	3,571.59		4,521 Ordinary shares
CBA Markets Limited ACN 003 485 952	Tuesday, 7 June 2016	4,999.67		6,369 Ordinary shares
CBA Markets Limited ACN 003 485 952	Wednesday, 8 June 2016	342.86		434 Ordinary shares
CBA Markets Limited ACN 003 485 952	Wednesday, 8 June 2016	3,088.90		3,910 Ordinary shares
CBA Markets Limited ACN 003 485 952	Wednesday, 8 June 2016	11,248.81		14,239 Ordinary shares
CBA Markets Limited ACN 003 485 952	Wednesday, 8 June 2016	2,379.48		3,012 Ordinary shares
CBA Markets Limited ACN 003 485 952	Wednesday, 8 June 2016	32,939.84		41,696 Ordinary shares
CBA Markets Limited ACN 003 485 952	Wednesday, 8 June 2016	5,172.92		6,548 Ordinary shares
CBA Markets Limited ACN 003 485 952	Wednesday, 8 June 2016	19,384.23		24,537 Ordinary shares
CBA Markets Limited ACN 003 485 952	Wednesday, 8 June 2016	20,418.34		25,846 Ordinary shares
CBA Markets Limited ACN 003 485 952	Wednesday, 8 June 2016	6,839.82		8,658 Ordinary shares
CBA Markets Limited ACN 003 485 952	Wednesday, 8 June 2016	1,049.12		1,328 Ordinary shares
CBA Markets Limited ACN 003 485 952	Wednesday, 8 June 2016	2,383.43		3,017 Ordinary shares

CBA Markets Limited ACN 003 485 952	Wednesday, 8 June 2016	1,786.98		2,262 Ordinary shares
CBA Markets Limited ACN 003 485 952	Wednesday, 8 June 2016	18,106.80		22,920 Ordinary shares
CBA Markets Limited ACN 003 485 952	Thursday, 9 June 2016	4,010.05		5,060 Ordinary shares
CBA Markets Limited ACN 003 485 952	Thursday, 9 June 2016	57.67		73 Ordinary shares
CBA Markets Limited ACN 003 485 952	Friday, 10 June 2016	193.55		245 Ordinary shares
CBA Markets Limited ACN 003 485 952	Friday, 10 June 2016	1,098.10		1,390 Ordinary shares
CBA Markets Limited ACN 003 485 952	Friday, 10 June 2016	613.04		776 Ordinary shares
CBA Markets Limited ACN 003 485 952	Friday, 10 June 2016	1,189.74		1,506 Ordinary shares
CBA Markets Limited ACN 003 485 952	Friday, 10 June 2016	1,664.53		2,107 Ordinary shares
CBA Markets Limited ACN 003 485 952	Friday, 10 June 2016	61.62		78 Ordinary shares
CBA Markets Limited ACN 003 485 952	Friday, 10 June 2016	48.98		62 Ordinary shares
CBA Markets Limited ACN 003 485 952	Friday, 10 June 2016	67.94		86 Ordinary shares
CBA Markets Limited ACN 003 485 952	Tuesday, 14 June 2016	588.23		759 Ordinary shares
CBA Markets Limited ACN 003 485 952	Tuesday, 14 June 2016	6,708.52		8,827 Ordinary shares
CBA Markets Limited ACN 003 485 952	Wednesday, 15 June 2016	5,722.80		7,530 Ordinary shares
CBA Markets Limited ACN 003 485 952	Wednesday, 15 June 2016	170.24		224 Ordinary shares
CBA Markets Limited ACN 003 485 952	Wednesday, 15 June 2016	511.48		673 Ordinary shares
CBA Markets Limited ACN 003 485 952	Wednesday, 15 June 2016	405.84		534 Ordinary shares
CBA Markets Limited	Wednesday, 15 June	3,199.60		4,210 Ordinary shares

ACN 003 485 952	2016			
CBA Markets Limited ACN 003 485 952	Wednesday, 15 June 2016	34.96		46 Ordinary shares
CBA Markets Limited ACN 003 485 952	Wednesday, 15 June 2016	128.44		169 Ordinary shares
CBA Markets Limited ACN 003 485 952	Thursday, 16 June 2016	36,068.08		47,458 Ordinary shares
CBA Markets Limited ACN 003 485 952	Thursday, 16 June 2016	28,737.88		37,813 Ordinary shares
CBA Markets Limited ACN 003 485 952	Thursday, 16 June 2016	13,908.76		18,301 Ordinary shares
CBA Markets Limited ACN 003 485 952	Thursday, 16 June 2016	262.20		345 Ordinary shares
CBA Markets Limited ACN 003 485 952	Thursday, 16 June 2016	1,022.96		1,346 Ordinary shares
CBA Markets Limited ACN 003 485 952	Thursday, 16 June 2016	48,764.64		64,164 Ordinary shares
CBA Markets Limited ACN 003 485 952	Thursday, 16 June 2016	10,126.50		13,502 Ordinary shares
CBA Markets Limited ACN 003 485 952	Thursday, 16 June 2016	3,483.75		4,645 Ordinary shares
CBA Markets Limited ACN 003 485 952	Thursday, 16 June 2016	416,780.96		548,396 Ordinary shares
CBA Markets Limited ACN 003 485 952	Monday, 20 June 2016	2,999.54		3,773 Ordinary shares
CBA Markets Limited ACN 003 485 952	Monday, 20 June 2016	3,012.26		3,789 Ordinary shares
CBA Markets Limited ACN 003 485 952	Tuesday, 21 June 2016	877.30		1,107 Ordinary shares
CBA Markets Limited ACN 003 485 952	Tuesday, 21 June 2016	355.04		448 Ordinary shares
CBA Markets Limited ACN 003 485 952	Tuesday, 21 June 2016	46.40		58 Ordinary shares
CBA Markets Limited ACN 003 485 952	Tuesday, 21 June 2016	2.40		3 Ordinary shares
CBA Markets Limited ACN 003 485 952	Tuesday, 21 June 2016	24,765.83		30,765 Ordinary shares

CBA Markets Limited ACN 003 485 952	Tuesday, 21 June 2016	148.93		185 Ordinary shares
CBA Markets Limited ACN 003 485 952	Tuesday, 21 June 2016	99.02		123 Ordinary shares
CBA Markets Limited ACN 003 485 952	Tuesday, 21 June 2016	369.50		459 Ordinary shares
CBA Markets Limited ACN 003 485 952	Tuesday, 21 June 2016	2,908.47		3,613 Ordinary shares
CBA Markets Limited ACN 003 485 952	Tuesday, 21 June 2016	13,912.01		17,282 Ordinary shares
CBA Markets Limited ACN 003 485 952	Tuesday, 21 June 2016	1,263.85		1,570 Ordinary shares
CBA Markets Limited ACN 003 485 952	Tuesday, 21 June 2016	12,169.19		15,117 Ordinary shares
CBA Markets Limited ACN 003 485 952	Tuesday, 21 June 2016	6,010.94		7,467 Ordinary shares
CBA Markets Limited ACN 003 485 952	Tuesday, 21 June 2016	8,134.53		10,105 Ordinary shares
CBA Markets Limited ACN 003 485 952	Tuesday, 21 June 2016	6,087.41		7,562 Ordinary shares
CBA Markets Limited ACN 003 485 952	Tuesday, 21 June 2016	557.92		704 Ordinary shares
CBA Markets Limited ACN 003 485 952	Tuesday, 21 June 2016	526.50		675 Ordinary shares
CBA Markets Limited ACN 003 485 952	Tuesday, 21 June 2016	50.70		65 Ordinary shares
CBA Markets Limited ACN 003 485 952	Tuesday, 21 June 2016	0.78		1 Ordinary shares
CBA Markets Limited ACN 003 485 952	Tuesday, 21 June 2016	41.34		53 Ordinary shares
CBA Markets Limited ACN 003 485 952	Tuesday, 21 June 2016	802.62		1,029 Ordinary shares
CBA Markets Limited ACN 003 485 952	Tuesday, 21 June 2016	528.06		677 Ordinary shares
CBA Markets Limited ACN 003 485 952	Tuesday, 21 June 2016	1,173.90		1,505 Ordinary shares
CBA Markets Limited	Tuesday, 21 June 2016	35.10		45 Ordinary shares

ACN 003 485 952				
CBA Markets Limited ACN 003 485 952	Tuesday, 21 June 2016	36.66		47 Ordinary shares
CBA Markets Limited ACN 003 485 952	Tuesday, 21 June 2016	1,113.84		1,428 Ordinary shares
CBA Markets Limited ACN 003 485 952	Tuesday, 21 June 2016	595.92		764 Ordinary shares
CBA Markets Limited ACN 003 485 952	Tuesday, 21 June 2016	1.60		2 Ordinary shares
CBA Markets Limited ACN 003 485 952	Tuesday, 21 June 2016	15.20		19 Ordinary shares
CBA Markets Limited ACN 003 485 952	Tuesday, 21 June 2016	14.40		18 Ordinary shares
CBA Markets Limited ACN 003 485 952	Tuesday, 21 June 2016	84.80		106 Ordinary shares
CBA Markets Limited ACN 003 485 952	Tuesday, 21 June 2016	0.80		1 Ordinary shares
CBA Markets Limited ACN 003 485 952	Tuesday, 21 June 2016	10.40		13 Ordinary shares
CBA Markets Limited ACN 003 485 952	Tuesday, 21 June 2016	1.60		2 Ordinary shares
CBA Markets Limited ACN 003 485 952	Tuesday, 21 June 2016	1.60		2 Ordinary shares
CBA Markets Limited ACN 003 485 952	Tuesday, 21 June 2016	76.00		95 Ordinary shares
CBA Markets Limited ACN 003 485 952	Tuesday, 21 June 2016	26.40		33 Ordinary shares
CBA Markets Limited ACN 003 485 952	Tuesday, 21 June 2016	1,502.55		1,908 Ordinary shares
CBA Markets Limited ACN 003 485 952	Tuesday, 21 June 2016	2,809.01		3,567 Ordinary shares
CBA Markets Limited ACN 003 485 952	Wednesday, 22 June 2016	762.35		965 Ordinary shares
CBA Markets Limited ACN 003 485 952	Wednesday, 22 June 2016	1,188.95		1,505 Ordinary shares
CBA Markets Limited ACN 003 485 952	Wednesday, 22 June 2016	1,188.95		1,505 Ordinary shares

CBA Markets Limited ACN 003 485 952	Wednesday, 22 June 2016	1,188.95		1,505 Ordinary shares
CBA Markets Limited ACN 003 485 952	Wednesday, 22 June 2016	11,729.43		14,754 Ordinary shares
CBA Markets Limited ACN 003 485 952	Wednesday, 22 June 2016	577.49		731 Ordinary shares
CBA Markets Limited ACN 003 485 952	Wednesday, 22 June 2016	8,918.31		11,218 Ordinary shares
CBA Markets Limited ACN 003 485 952	Wednesday, 22 June 2016	2,367.51		2,978 Ordinary shares
CBA Markets Limited ACN 003 485 952	Wednesday, 22 June 2016	5,215.20		6,560 Ordinary shares
CBA Markets Limited ACN 003 485 952	Thursday, 23 June 2016	5,858.40		7,323 Ordinary shares
CBA Markets Limited ACN 003 485 952	Thursday, 23 June 2016	11,347.20		14,184 Ordinary shares
CBA Markets Limited ACN 003 485 952	Thursday, 23 June 2016	14,348.00		17,935 Ordinary shares
CBA Markets Limited ACN 003 485 952	Thursday, 23 June 2016	6,701.60		8,377 Ordinary shares
CBA Markets Limited ACN 003 485 952	Thursday, 23 June 2016	2,489.29		3,151 Ordinary shares
CBA Markets Limited ACN 003 485 952	Thursday, 23 June 2016	32.39		41 Ordinary shares
CBA Markets Limited ACN 003 485 952	Thursday, 23 June 2016	48.98		62 Ordinary shares
CBA Markets Limited ACN 003 485 952	Thursday, 23 June 2016	178.54		226 Ordinary shares
CBA Markets Limited ACN 003 485 952	Thursday, 23 June 2016	583.81		739 Ordinary shares
CBA Markets Limited ACN 003 485 952	Thursday, 23 June 2016	1.58		2 Ordinary shares
CBA Markets Limited ACN 003 485 952	Thursday, 23 June 2016	532.06		663 Ordinary shares
CBA Markets Limited ACN 003 485 952	Thursday, 23 June 2016	7,966.42		9,927 Ordinary shares
CBA Markets Limited	Thursday, 23 June 2016	4,285.35		5,340 Ordinary shares

ACN 003 485 952				
CBA Markets Limited ACN 003 485 952	Thursday, 23 June 2016	4,289.36		5,345 Ordinary shares
CBA Markets Limited ACN 003 485 952	Thursday, 23 June 2016	4,851.11		6,045 Ordinary shares
CBA Markets Limited ACN 003 485 952	Thursday, 23 June 2016	571.20		714 Ordinary shares
CBA Markets Limited ACN 003 485 952	Thursday, 23 June 2016	8,398.16		10,465 Ordinary shares
CBA Markets Limited ACN 003 485 952	Friday, 24 June 2016	929.23		1,199 Ordinary shares
CBA Markets Limited ACN 003 485 952	Friday, 24 June 2016	87.58		113 Ordinary shares
CBA Markets Limited ACN 003 485 952	Friday, 24 June 2016	339.45		438 Ordinary shares
CBA Markets Limited ACN 003 485 952	Monday, 27 June 2016	55.13		70 Ordinary shares
CBA Markets Limited ACN 003 485 952	Monday, 27 June 2016	11.81		15 Ordinary shares
CBA Markets Limited ACN 003 485 952	Monday, 27 June 2016	299.25		380 Ordinary shares
CBA Markets Limited ACN 003 485 952	Monday, 27 June 2016	148.37		189 Ordinary shares
CBA Markets Limited ACN 003 485 952	Monday, 27 June 2016	62.80		80 Ordinary shares
CBA Markets Limited ACN 003 485 952	Monday, 27 June 2016	180.55		230 Ordinary shares
CBA Markets Limited ACN 003 485 952	Monday, 27 June 2016	1,006.37		1,282 Ordinary shares
CBA Markets Limited ACN 003 485 952	Monday, 27 June 2016	284.95		363 Ordinary shares
CBA Markets Limited ACN 003 485 952	Monday, 27 June 2016	727.70		927 Ordinary shares
CBA Markets Limited ACN 003 485 952	Monday, 27 June 2016	96.86		123 Ordinary shares
CBA Markets Limited ACN 003 485 952	Monday, 27 June 2016	131.51		167 Ordinary shares

CBA Markets Limited ACN 003 485 952	Monday, 27 June 2016	632.02		795 Ordinary shares
CBA Markets Limited ACN 003 485 952	Monday, 27 June 2016	11,962.37		15,047 Ordinary shares
CBA Markets Limited ACN 003 485 952	Monday, 27 June 2016	742.53		934 Ordinary shares
CBA Markets Limited ACN 003 485 952	Monday, 27 June 2016	5,820.20		7,321 Ordinary shares
CBA Markets Limited ACN 003 485 952	Tuesday, 28 June 2016	4,547.24		5,756 Ordinary shares
CBA Markets Limited ACN 003 485 952	Tuesday, 28 June 2016	262.28		332 Ordinary shares
CBA Markets Limited ACN 003 485 952	Tuesday, 28 June 2016	44.24		56 Ordinary shares
CBA Markets Limited ACN 003 485 952	Tuesday, 28 June 2016	114.55		145 Ordinary shares
CBA Markets Limited ACN 003 485 952	Tuesday, 28 June 2016	7,465.35		9,510 Ordinary shares
CBA Markets Limited ACN 003 485 952	Tuesday, 28 June 2016	169.56		216 Ordinary shares
CBA Markets Limited ACN 003 485 952	Tuesday, 28 June 2016	16,260.49		20,714 Ordinary shares
CBA Markets Limited ACN 003 485 952	Tuesday, 28 June 2016	759.10		967 Ordinary shares
CBA Markets Limited ACN 003 485 952	Tuesday, 28 June 2016	780.29		994 Ordinary shares
CBA Markets Limited ACN 003 485 952	Tuesday, 28 June 2016	15,338.12		19,539 Ordinary shares
CBA Markets Limited ACN 003 485 952	Tuesday, 28 June 2016	1,077.02		1,372 Ordinary shares
CBA Markets Limited ACN 003 485 952	Tuesday, 28 June 2016	107.55		137 Ordinary shares
CBA Markets Limited ACN 003 485 952	Tuesday, 28 June 2016	8.63		11 Ordinary shares
CBA Markets Limited ACN 003 485 952	Tuesday, 28 June 2016	19,715.28		25,115 Ordinary shares
CBA Markets Limited	Tuesday, 28 June 2016	2,624.26		3,343 Ordinary shares

ACN 003 485 952				
CBA Markets Limited ACN 003 485 952	Wednesday, 29 June 2016	2,484.55		3,145 Ordinary shares
CBA Markets Limited ACN 003 485 952	Thursday, 30 June 2016	3,327.17		4,146 Ordinary shares
CBA Markets Limited ACN 003 485 952	Thursday, 30 June 2016	704.14		897 Ordinary shares
CBA Markets Limited ACN 003 485 952	Thursday, 30 June 2016	3,141.57		4,002 Ordinary shares
CBA Markets Limited ACN 003 485 952	Thursday, 30 June 2016	1,128.05		1,437 Ordinary shares
CBA Markets Limited ACN 003 485 952	Thursday, 30 June 2016	25.91		33 Ordinary shares
CBA Markets Limited ACN 003 485 952	Thursday, 30 June 2016	3,707.03		4,605 Ordinary shares
CBA Markets Limited ACN 003 485 952	Thursday, 30 June 2016	650.40		813 Ordinary shares
CBA Markets Limited ACN 003 485 952	Thursday, 30 June 2016	5,390.40		6,738 Ordinary shares
CBA Markets Limited ACN 003 485 952	Thursday, 30 June 2016	55,316.00		69,145 Ordinary shares
CBA Markets Limited ACN 003 485 952	Thursday, 30 June 2016	6,628.00		8,285 Ordinary shares
CBA Markets Limited ACN 003 485 952	Thursday, 30 June 2016	28,513.60		35,642 Ordinary shares
CBA Markets Limited ACN 003 485 952	Thursday, 30 June 2016	3,644.00		4,555 Ordinary shares
CBA Markets Limited ACN 003 485 952	Friday, 1 July 2016	7,172.00		8,965 Ordinary shares
CBA Markets Limited ACN 003 485 952	Friday, 1 July 2016	69.02		86 Ordinary shares
CBA Markets Limited ACN 003 485 952	Friday, 1 July 2016	55.37		69 Ordinary shares
CBA Markets Limited ACN 003 485 952	Friday, 1 July 2016	54.57		68 Ordinary shares
CBA Markets Limited ACN 003 485 952	Friday, 1 July 2016	44.14		55 Ordinary shares

CBA Markets Limited ACN 003 485 952	Friday, 1 July 2016	73.83		92 Ordinary shares
CBA Markets Limited ACN 003 485 952	Friday, 1 July 2016	60.19		75 Ordinary shares
CBA Markets Limited ACN 003 485 952	Friday, 1 July 2016	88.28		110 Ordinary shares
CBA Markets Limited ACN 003 485 952	Friday, 1 July 2016	71.42		89 Ordinary shares
CBA Markets Limited ACN 003 485 952	Friday, 1 July 2016	11.23		14 Ordinary shares
CBA Markets Limited ACN 003 485 952	Friday, 1 July 2016	67.41		84 Ordinary shares
CBA Markets Limited ACN 003 485 952	Friday, 1 July 2016	64.20		80 Ordinary shares
CBA Markets Limited ACN 003 485 952	Friday, 1 July 2016	51.36		64 Ordinary shares
CBA Markets Limited ACN 003 485 952	Friday, 1 July 2016	876.65		1,089 Ordinary shares
CBA Markets Limited ACN 003 485 952	Friday, 1 July 2016	67.62		84 Ordinary shares
CBA Markets Limited ACN 003 485 952	Friday, 1 July 2016	1,593.10		1,979 Ordinary shares
CBA Markets Limited ACN 003 485 952	Friday, 1 July 2016	50.56		63 Ordinary shares
CBA Markets Limited ACN 003 485 952	Friday, 1 July 2016	223.10		278 Ordinary shares
CBA Markets Limited ACN 003 485 952	Friday, 1 July 2016	214.27		267 Ordinary shares
CBA Markets Limited ACN 003 485 952	Friday, 1 July 2016	230.32		287 Ordinary shares
CBA Markets Limited ACN 003 485 952	Friday, 1 July 2016	198.22		247 Ordinary shares
CBA Markets Limited ACN 003 485 952	Friday, 1 July 2016	59.38		74 Ordinary shares
CBA Markets Limited ACN 003 485 952	Friday, 1 July 2016	68.21		85 Ordinary shares
CBA Markets Limited	Friday, 1 July 2016	82.66		103 Ordinary shares

ACN 003 485 952				
CBA Markets Limited ACN 003 485 952	Friday, 1 July 2016	66.61		83 Ordinary shares
CBA Markets Limited ACN 003 485 952	Friday, 1 July 2016	69.02		86 Ordinary shares
CBA Markets Limited ACN 003 485 952	Friday, 1 July 2016	49.76		62 Ordinary shares
CBA Markets Limited ACN 003 485 952	Friday, 1 July 2016	181.37		226 Ordinary shares
CBA Markets Limited ACN 003 485 952	Friday, 1 July 2016	174.94		218 Ordinary shares
CBA Markets Limited ACN 003 485 952	Friday, 1 July 2016	187.79		234 Ordinary shares
CBA Markets Limited ACN 003 485 952	Friday, 1 July 2016	162.10		202 Ordinary shares
CBA Markets Limited ACN 003 485 952	Friday, 1 July 2016	48.15		60 Ordinary shares
CBA Markets Limited ACN 003 485 952	Friday, 1 July 2016	54.57		68 Ordinary shares
CBA Markets Limited ACN 003 485 952	Friday, 1 July 2016	67.41		84 Ordinary shares
CBA Markets Limited ACN 003 485 952	Friday, 1 July 2016	53.77		67 Ordinary shares
CBA Markets Limited ACN 003 485 952	Friday, 1 July 2016	40.13		50 Ordinary shares
CBA Markets Limited ACN 003 485 952	Monday, 4 July 2016	606.59		763 Ordinary shares
CBA Markets Limited ACN 003 485 952	Monday, 4 July 2016	242.48		305 Ordinary shares
CBA Markets Limited ACN 003 485 952	Monday, 4 July 2016	67.58		85 Ordinary shares
CBA Markets Limited ACN 003 485 952	Monday, 4 July 2016	68.37		86 Ordinary shares
CBA Markets Limited ACN 003 485 952	Monday, 4 July 2016	338.67		426 Ordinary shares
CBA Markets Limited ACN 003 485 952	Monday, 4 July 2016	3,756.80		4,696 Ordinary shares

CBA Markets Limited ACN 003 485 952	Monday, 4 July 2016	32,628.00		40,785 Ordinary shares
CBA Markets Limited ACN 003 485 952	Monday, 4 July 2016	2,373.60		2,967 Ordinary shares
CBA Markets Limited ACN 003 485 952	Monday, 4 July 2016	3,315.20		4,144 Ordinary shares
CBA Markets Limited ACN 003 485 952	Monday, 4 July 2016	16,308.80		20,386 Ordinary shares
CBA Markets Limited ACN 003 485 952	Monday, 4 July 2016	6,371.20		7,964 Ordinary shares
CBA Markets Limited ACN 003 485 952	Monday, 4 July 2016	22.40		28 Ordinary shares
CBA Markets Limited ACN 003 485 952	Monday, 4 July 2016	8,243.20		10,304 Ordinary shares
CBA Markets Limited ACN 003 485 952	Monday, 4 July 2016	4,510.40		5,638 Ordinary shares
CBA Markets Limited ACN 003 485 952	Monday, 4 July 2016	376.00		470 Ordinary shares
CBA Markets Limited ACN 003 485 952	Tuesday, 5 July 2016	24,559.94		30,893 Ordinary shares
CBA Markets Limited ACN 003 485 952	Tuesday, 5 July 2016	7,771.13		9,775 Ordinary shares
CBA Markets Limited ACN 003 485 952	Tuesday, 5 July 2016	17,473.31		21,979 Ordinary shares
CBA Markets Limited ACN 003 485 952	Tuesday, 5 July 2016	1,341.96		1,688 Ordinary shares
CBA Markets Limited ACN 003 485 952	Tuesday, 5 July 2016	3,047.24		3,833 Ordinary shares
CBA Markets Limited ACN 003 485 952	Wednesday, 6 July 2016	4,918.03		6,265 Ordinary shares
CBA Markets Limited ACN 003 485 952	Wednesday, 6 July 2016	4,936.86		6,289 Ordinary shares
CBA Markets Limited ACN 003 485 952	Wednesday, 6 July 2016	4,936.86		6,289 Ordinary shares
CBA Markets Limited ACN 003 485 952	Thursday, 7 July 2016	386.66		491 Ordinary shares
CBA Markets Limited	Thursday, 7 July 2016	87.41		111 Ordinary shares

ACN 003 485 952				
CBA Markets Limited ACN 003 485 952	Thursday, 7 July 2016	8.66		11 Ordinary shares
CBA Markets Limited ACN 003 485 952	Thursday, 7 July 2016	208.69		265 Ordinary shares
CBA Markets Limited ACN 003 485 952	Thursday, 7 July 2016	137.03		174 Ordinary shares
CBA Markets Limited ACN 003 485 952	Thursday, 7 July 2016	14.17		18 Ordinary shares
CBA Markets Limited ACN 003 485 952	Thursday, 7 July 2016	3.15		4 Ordinary shares
CBA Markets Limited ACN 003 485 952	Thursday, 7 July 2016	2.36		3 Ordinary shares
CBA Markets Limited ACN 003 485 952	Thursday, 7 July 2016	44.89		57 Ordinary shares
CBA Markets Limited ACN 003 485 952	Thursday, 7 July 2016	8.66		11 Ordinary shares
CBA Markets Limited ACN 003 485 952	Thursday, 7 July 2016	92.92		118 Ordinary shares
CBA Markets Limited ACN 003 485 952	Thursday, 7 July 2016	389.81		495 Ordinary shares
CBA Markets Limited ACN 003 485 952	Thursday, 7 July 2016	151.20		192 Ordinary shares
CBA Markets Limited ACN 003 485 952	Thursday, 7 July 2016	18.90		24 Ordinary shares
CBA Markets Limited ACN 003 485 952	Thursday, 7 July 2016	58.27		74 Ordinary shares
CBA Markets Limited ACN 003 485 952	Thursday, 7 July 2016	14.96		19 Ordinary shares
CBA Markets Limited ACN 003 485 952	Thursday, 7 July 2016	94.50		120 Ordinary shares
CBA Markets Limited ACN 003 485 952	Thursday, 7 July 2016	7.09		9 Ordinary shares
CBA Markets Limited ACN 003 485 952	Thursday, 7 July 2016	2.36		3 Ordinary shares
CBA Markets Limited ACN 003 485 952	Thursday, 7 July 2016	247.28		314 Ordinary shares

CBA Markets Limited ACN 003 485 952	Friday, 8 July 2016	4,828.00		6,035 Ordinary shares
CBA Markets Limited ACN 003 485 952	Friday, 8 July 2016	94.11		118 Ordinary shares
CBA Markets Limited ACN 003 485 952	Friday, 8 July 2016	94.11		118 Ordinary shares
CBA Markets Limited ACN 003 485 952	Friday, 8 July 2016	64.60		81 Ordinary shares
CBA Markets Limited ACN 003 485 952	Tuesday, 19 July 2016	4,895.31		6,025 Ordinary shares
CBA Markets Limited ACN 003 485 952	Tuesday, 19 July 2016	3,879.69		4,775 Ordinary shares
CBA Markets Limited ACN 003 485 952	Wednesday, 20 July 2016	4,940.50		6,025 Ordinary shares
CBA Markets Limited ACN 003 485 952	Wednesday, 20 July 2016	4,955.56		6,025 Ordinary shares
CBA Markets Limited ACN 003 485 952	Wednesday, 20 July 2016	1,527.91		1,869 Ordinary shares
CBA Markets Limited ACN 003 485 952	Wednesday, 20 July 2016	2,460.68		3,010 Ordinary shares
CBA Markets Limited ACN 003 485 952	Wednesday, 20 July 2016	4,940.50		6,025 Ordinary shares
CBA Markets Limited ACN 003 485 952	Wednesday, 20 July 2016	4,659.75		5,700 Ordinary shares
CBA Markets Limited ACN 003 485 952	Wednesday, 20 July 2016	4,663.84		5,705 Ordinary shares
CBA Markets Limited ACN 003 485 952	Thursday, 21 July 2016	3,872.40		4,610 Ordinary shares
CBA Markets Limited ACN 003 485 952	Thursday, 21 July 2016	2,528.40		3,010 Ordinary shares
CBA Markets Limited ACN 003 485 952	Thursday, 21 July 2016	5,073.79		6,113 Ordinary shares
CBA Markets Limited ACN 003 485 952	Thursday, 21 July 2016	2,591.26		3,122 Ordinary shares
CBA Markets Limited ACN 003 485 952	Thursday, 21 July 2016	4,841.39		5,833 Ordinary shares
CBA Markets Limited	Thursday, 21 July 2016	15,774.98		19,006 Ordinary shares

ACN 003 485 952				
CBA Markets Limited ACN 003 485 952	Thursday, 21 July 2016	17,168.55		20,685 Ordinary shares
CBA Markets Limited ACN 003 485 952	Thursday, 21 July 2016	2,921.60		3,520 Ordinary shares
CBA Markets Limited ACN 003 485 952	Thursday, 21 July 2016	469.78		566 Ordinary shares
CBA Markets Limited ACN 003 485 952	Thursday, 21 July 2016	49,368.40		59,480 Ordinary shares
CBA Markets Limited ACN 003 485 952	Thursday, 21 July 2016	415.83		501 Ordinary shares
CBA Markets Limited ACN 003 485 952	Thursday, 21 July 2016	4,430.54		5,338 Ordinary shares
CBA Markets Limited ACN 003 485 952	Thursday, 21 July 2016	5,076.06		6,025 Ordinary shares
CBA Markets Limited ACN 003 485 952	Thursday, 21 July 2016	5,030.88		6,025 Ordinary shares
CBA Markets Limited ACN 003 485 952	Thursday, 21 July 2016	3,452.38		4,147 Ordinary shares
CBA Markets Limited ACN 003 485 952	Thursday, 21 July 2016	305.53		367 Ordinary shares
CBA Markets Limited ACN 003 485 952	Friday, 22 July 2016	4,422.00		5,280 Ordinary shares
CBA Markets Limited ACN 003 485 952	Friday, 22 July 2016	4,422.00		5,280 Ordinary shares
CBA Markets Limited ACN 003 485 952	Friday, 22 July 2016	3,907.80		4,680 Ordinary shares
CBA Markets Limited ACN 003 485 952	Friday, 22 July 2016	4,978.35		5,980 Ordinary shares
CBA Markets Limited ACN 003 485 952	Monday, 25 July 2016	3,232.97		3,826 Ordinary shares
CBA Markets Limited ACN 003 485 952	Monday, 25 July 2016	6,346.80		7,511 Ordinary shares
CBA Markets Limited ACN 003 485 952	Monday, 25 July 2016	19,342.90		22,891 Ordinary shares
CBA Markets Limited ACN 003 485 952	Monday, 25 July 2016	61,390.10		72,651 Ordinary shares

CBA Markets Limited ACN 003 485 952	Monday, 25 July 2016	11,992.24		14,192 Ordinary shares
CBA Markets Limited ACN 003 485 952	Tuesday, 26 July 2016	4,999.86		5,917 Ordinary shares
CBA Markets Limited ACN 003 485 952	Wednesday, 27 July 2016	4,999.70		5,882 Ordinary shares
CBA Markets Limited ACN 003 485 952	Wednesday, 27 July 2016	5,065.77		5,995 Ordinary shares
CBA Markets Limited ACN 003 485 952	Wednesday, 27 July 2016	5,083.00		5,980 Ordinary shares
CBA Markets Limited ACN 003 485 952	Wednesday, 27 July 2016	2,558.50		3,010 Ordinary shares
CBA Markets Limited ACN 003 485 952	Wednesday, 27 July 2016	2,543.45		3,010 Ordinary shares
CBA Markets Limited ACN 003 485 952	Wednesday, 27 July 2016	3,910.00		4,600 Ordinary shares
CBA Markets Limited ACN 003 485 952	Wednesday, 27 July 2016	3,819.40		4,520 Ordinary shares
CBA Markets Limited ACN 003 485 952	Wednesday, 27 July 2016	3,956.75		4,655 Ordinary shares
CBA Markets Limited ACN 003 485 952	Wednesday, 27 July 2016	4,401.60		5,240 Ordinary shares
CBA Markets Limited ACN 003 485 952	Wednesday, 27 July 2016	1,925.28		2,292 Ordinary shares
CBA Markets Limited ACN 003 485 952	Thursday, 28 July 2016	12,877.01		15,105 Ordinary shares
CBA Markets Limited ACN 003 485 952	Thursday, 28 July 2016	10,705.31		12,669 Ordinary shares
CBA Markets Limited ACN 003 485 952	Thursday, 28 July 2016	30,448.73		36,034 Ordinary shares
CBA Markets Limited ACN 003 485 952	Thursday, 28 July 2016	24,440.78		28,924 Ordinary shares
CBA Markets Limited ACN 003 485 952	Thursday, 28 July 2016	2,558.50		3,010 Ordinary shares
CBA Markets Limited ACN 003 485 952	Thursday, 28 July 2016	10,064.00		11,840 Ordinary shares
CBA Markets Limited	Thursday, 28 July 2016	943.32		1,123 Ordinary shares

ACN 003 485 952				
CBA Markets Limited ACN 003 485 952	Friday, 29 July 2016	5,875.56		6,872 Ordinary shares
CBA Markets Limited ACN 003 485 952	Friday, 29 July 2016	6,437.30		7,529 Ordinary shares
CBA Markets Limited ACN 003 485 952	Friday, 29 July 2016	9,796.59		11,458 Ordinary shares
CBA Markets Limited ACN 003 485 952	Friday, 29 July 2016	1,450.68		1,727 Ordinary shares
CBA Markets Limited ACN 003 485 952	Friday, 29 July 2016	2,573.55		3,010 Ordinary shares
CBA Markets Limited ACN 003 485 952	Tuesday, 2 August 2016	737.88		858 Ordinary shares
CBA Markets Limited ACN 003 485 952	Tuesday, 2 August 2016	11,272.02		13,107 Ordinary shares
CBA Markets Limited ACN 003 485 952	Wednesday, 3 August 2016	725.89		849 Ordinary shares
CBA Markets Limited ACN 003 485 952	Wednesday, 3 August 2016	3,973.75		4,675 Ordinary shares
CBA Markets Limited ACN 003 485 952	Wednesday, 3 August 2016	5,142.50		6,050 Ordinary shares
CBA Markets Limited ACN 003 485 952	Wednesday, 3 August 2016	3,950.10		4,620 Ordinary shares
CBA Markets Limited ACN 003 485 952	Wednesday, 3 August 2016	5,142.50		6,050 Ordinary shares
CBA Markets Limited ACN 003 485 952	Thursday, 4 August 2016	14,623.40		17,204 Ordinary shares
CBA Markets Limited ACN 003 485 952	Thursday, 4 August 2016	447.48		528 Ordinary shares
CBA Markets Limited ACN 003 485 952	Thursday, 4 August 2016	1,217.86		1,437 Ordinary shares
CBA Markets Limited ACN 003 485 952	Thursday, 4 August 2016	1,376.15		1,619 Ordinary shares
CBA Markets Limited ACN 003 485 952	Thursday, 4 August 2016	494.70		582 Ordinary shares
CBA Markets Limited ACN 003 485 952	Thursday, 4 August 2016	23,726.90		27,914 Ordinary shares

CBA Markets Limited ACN 003 485 952	Thursday, 4 August 2016	1,117.75		1,315 Ordinary shares
CBA Markets Limited ACN 003 485 952	Thursday, 4 August 2016	141.95		167 Ordinary shares
CBA Markets Limited ACN 003 485 952	Thursday, 4 August 2016	218.45		257 Ordinary shares
CBA Markets Limited ACN 003 485 952	Thursday, 4 August 2016	1,074.40		1,264 Ordinary shares
CBA Markets Limited ACN 003 485 952	Thursday, 4 August 2016	25,054.60		29,476 Ordinary shares
CBA Markets Limited ACN 003 485 952	Thursday, 4 August 2016	5,167.15		6,079 Ordinary shares
CBA Markets Limited ACN 003 485 952	Friday, 5 August 2016	5,564.20		6,470 Ordinary shares
CBA Markets Limited ACN 003 485 952	Friday, 5 August 2016	4,973.50		5,800 Ordinary shares
CBA Markets Limited ACN 003 485 952	Friday, 5 August 2016	4,972.64		5,799 Ordinary shares
CBA Markets Limited ACN 003 485 952	Monday, 8 August 2016	2,616.63		3,025 Ordinary shares
CBA Markets Limited ACN 003 485 952	Monday, 8 August 2016	4,043.88		4,675 Ordinary shares
CBA Markets Limited ACN 003 485 952	Monday, 8 August 2016	285.45		330 Ordinary shares
CBA Markets Limited ACN 003 485 952	Monday, 8 August 2016	602.90		697 Ordinary shares
CBA Markets Limited ACN 003 485 952	Monday, 8 August 2016	2,335.50		2,700 Ordinary shares
CBA Markets Limited ACN 003 485 952	Monday, 8 August 2016	756.01		874 Ordinary shares
CBA Markets Limited ACN 003 485 952	Monday, 8 August 2016	16.43		19 Ordinary shares
CBA Markets Limited ACN 003 485 952	Monday, 8 August 2016	186.84		216 Ordinary shares
CBA Markets Limited ACN 003 485 952	Monday, 8 August 2016	2,524.07		2,918 Ordinary shares
CBA Markets Limited	Monday, 8 August 2016	24,585.90		28,423 Ordinary shares

ACN 003 485 952				
CBA Markets Limited ACN 003 485 952	Monday, 8 August 2016	1,096.82		1,268 Ordinary shares
CBA Markets Limited ACN 003 485 952	Monday, 8 August 2016	434.23		502 Ordinary shares
CBA Markets Limited ACN 003 485 952	Monday, 8 August 2016	720.19		835 Ordinary shares
CBA Markets Limited ACN 003 485 952	Monday, 8 August 2016	109.54		127 Ordinary shares
CBA Markets Limited ACN 003 485 952	Monday, 8 August 2016	167.33		194 Ordinary shares
CBA Markets Limited ACN 003 485 952	Monday, 8 August 2016	738.30		856 Ordinary shares
CBA Markets Limited ACN 003 485 952	Monday, 8 August 2016	737.44		855 Ordinary shares
CBA Markets Limited ACN 003 485 952	Monday, 8 August 2016	187.16		217 Ordinary shares
CBA Markets Limited ACN 003 485 952	Monday, 8 August 2016	1,582.09		1,829 Ordinary shares
CBA Markets Limited ACN 003 485 952	Monday, 8 August 2016	749.09		866 Ordinary shares
CBA Markets Limited ACN 003 485 952	Monday, 8 August 2016	285.45		330 Ordinary shares
CBA Markets Limited ACN 003 485 952	Monday, 8 August 2016	64.01		74 Ordinary shares
CBA Markets Limited ACN 003 485 952	Monday, 8 August 2016	108.99		126 Ordinary shares
CBA Markets Limited ACN 003 485 952	Monday, 8 August 2016	2,443.63		2,825 Ordinary shares
CBA Markets Limited ACN 003 485 952	Monday, 8 August 2016	15,453.23		17,865 Ordinary shares
CBA Markets Limited ACN 003 485 952	Monday, 8 August 2016	273.34		316 Ordinary shares
CBA Markets Limited ACN 003 485 952	Monday, 8 August 2016	3,465.19		4,006 Ordinary shares
CBA Markets Limited ACN 003 485 952	Monday, 8 August 2016	10,133.48		11,715 Ordinary shares

CBA Markets Limited ACN 003 485 952	Monday, 8 August 2016	6,543.73		7,565 Ordinary shares
CBA Markets Limited ACN 003 485 952	Monday, 8 August 2016	49,999.60		57,803 Ordinary shares
CBA Markets Limited ACN 003 485 952	Tuesday, 9 August 2016	4,703.87		5,438 Ordinary shares
CBA Markets Limited ACN 003 485 952	Tuesday, 9 August 2016	19,999.67		23,121 Ordinary shares
CBA Markets Limited ACN 003 485 952	Wednesday, 10 August 2016	711.03		822 Ordinary shares
CBA Markets Limited ACN 003 485 952	Wednesday, 10 August 2016	7,857.66		9,084 Ordinary shares
CBA Markets Limited ACN 003 485 952	Wednesday, 10 August 2016	203.28		235 Ordinary shares
CBA Markets Limited ACN 003 485 952	Wednesday, 10 August 2016	1,057.03		1,222 Ordinary shares
CBA Markets Limited ACN 003 485 952	Wednesday, 10 August 2016	6,920.00		8,000 Ordinary shares
CBA Markets Limited ACN 003 485 952	Wednesday, 10 August 2016	3,250.67		3,758 Ordinary shares
CBA Markets Limited ACN 003 485 952	Friday, 12 August 2016	2,582.10		3,020 Ordinary shares
CBA Markets Limited ACN 003 485 952	Friday, 12 August 2016	6,454.39		7,549 Ordinary shares
CBA Markets Limited ACN 003 485 952	Friday, 12 August 2016	3,958.65		4,630 Ordinary shares
CBA Markets Limited ACN 003 485 952	Friday, 12 August 2016	5,183.59		6,045 Ordinary shares
CBA Markets Limited ACN 003 485 952	Friday, 12 August 2016	18,994.68		22,216 Ordinary shares
CBA Markets Limited ACN 003 485 952	Friday, 12 August 2016	2,582.10		3,020 Ordinary shares
CBA Markets Limited ACN 003 485 952	Friday, 12 August 2016	4,133.93		4,835 Ordinary shares
CBA Markets Limited ACN 003 485 952	Friday, 12 August 2016	4,121.84		4,835 Ordinary shares
CBA Markets Limited	Monday, 15 August	2,115.60		2,460 Ordinary shares

ACN 003 485 952	2016			
CBA Markets Limited ACN 003 485 952	Tuesday, 16 August 2016	4,002.14		4,535 Ordinary shares
CBA Markets Limited ACN 003 485 952	Tuesday, 16 August 2016	3,990.80		4,535 Ordinary shares
CBA Markets Limited ACN 003 485 952	Tuesday, 16 August 2016	1,577.97		1,773 Ordinary shares
CBA Markets Limited ACN 003 485 952	Tuesday, 16 August 2016	103.24		116 Ordinary shares
CBA Markets Limited ACN 003 485 952	Tuesday, 16 August 2016	5,047.19		5,671 Ordinary shares
CBA Markets Limited ACN 003 485 952	Tuesday, 16 August 2016	2,261.80		2,630 Ordinary shares
CBA Markets Limited ACN 003 485 952	Tuesday, 16 August 2016	2,013.26		2,341 Ordinary shares
CBA Markets Limited ACN 003 485 952	Wednesday, 17 August 2016	25,161.30		27,957 Ordinary shares
CBA Markets Limited ACN 003 485 952	Wednesday, 17 August 2016	22,473.00		24,970 Ordinary shares
CBA Markets Limited ACN 003 485 952	Wednesday, 17 August 2016	602.10		669 Ordinary shares
CBA Markets Limited ACN 003 485 952	Wednesday, 17 August 2016	11,688.30		12,987 Ordinary shares
CBA Markets Limited ACN 003 485 952	Wednesday, 17 August 2016	9,999.90		11,111 Ordinary shares
CBA Markets Limited ACN 003 485 952	Thursday, 18 August 2016	39,999.60		44,444 Ordinary shares
CBA Markets Limited ACN 003 485 952	Friday, 19 August 2016	3,095.50		3,020 Ordinary shares
CBA Markets Limited ACN 003 485 952	Friday, 19 August 2016	3,080.40		3,020 Ordinary shares
CBA Markets Limited ACN 003 485 952	Friday, 19 August 2016	3,080.40		3,020 Ordinary shares
CBA Markets Limited ACN 003 485 952	Friday, 19 August 2016	4,973.17		4,805 Ordinary shares
CBA Markets Limited ACN 003 485 952	Friday, 19 August 2016	5,942.04		5,755 Ordinary shares

CBA Markets Limited ACN 003 485 952	Friday, 19 August 2016	4,686.50		4,550 Ordinary shares
CBA Markets Limited ACN 003 485 952	Friday, 19 August 2016	35,068.80		33,720 Ordinary shares
CBA Markets Limited ACN 003 485 952	Friday, 19 August 2016	40,536.08		38,977 Ordinary shares
CBA Markets Limited ACN 003 485 952	Friday, 19 August 2016	4,761.12		4,578 Ordinary shares
CBA Markets Limited ACN 003 485 952	Friday, 19 August 2016	9.29		9 Ordinary shares
CBA Markets Limited ACN 003 485 952	Friday, 19 August 2016	232.31		225 Ordinary shares
CBA Markets Limited ACN 003 485 952	Friday, 19 August 2016	7.23		7 Ordinary shares
CBA Markets Limited ACN 003 485 952	Friday, 19 August 2016	596.78		578 Ordinary shares
CBA Markets Limited ACN 003 485 952	Friday, 19 August 2016	2,740.74		2,687 Ordinary shares
CBA Markets Limited ACN 003 485 952	Friday, 19 August 2016	337.99		333 Ordinary shares
CBA Markets Limited ACN 003 485 952	Friday, 19 August 2016	3,140.80		3,020 Ordinary shares
CBA Markets Limited ACN 003 485 952	Friday, 19 August 2016	3,080.40		3,020 Ordinary shares
CBA Markets Limited ACN 003 485 952	Friday, 19 August 2016	3,080.40		3,020 Ordinary shares
CBA Markets Limited ACN 003 485 952	Friday, 19 August 2016	4,618.25		4,550 Ordinary shares
CBA Markets Limited ACN 003 485 952	Monday, 22 August 2016	577.70		530 Ordinary shares
CBA Markets Limited ACN 003 485 952	Monday, 22 August 2016	152.60		140 Ordinary shares
CBA Markets Limited ACN 003 485 952	Monday, 22 August 2016	3,256.20		3,015 Ordinary shares
CBA Markets Limited ACN 003 485 952	Monday, 22 August 2016	3,241.13		3,015 Ordinary shares
CBA Markets Limited	Monday, 22 August	3,256.20		3,015 Ordinary shares

ACN 003 485 952	2016			
CBA Markets Limited ACN 003 485 952	Monday, 22 August 2016	3,241.13		3,015 Ordinary shares
CBA Markets Limited ACN 003 485 952	Monday, 22 August 2016	3,241.13		3,015 Ordinary shares
CBA Markets Limited ACN 003 485 952	Monday, 22 August 2016	32,250.00		30,000 Ordinary shares
CBA Markets Limited ACN 003 485 952	Monday, 22 August 2016	35,860.92		33,359 Ordinary shares
CBA Markets Limited ACN 003 485 952	Monday, 22 August 2016	49,768.20		46,296 Ordinary shares
CBA Markets Limited ACN 003 485 952	Monday, 22 August 2016	33,393.80		31,064 Ordinary shares
CBA Markets Limited ACN 003 485 952	Monday, 22 August 2016	3,241.13		3,015 Ordinary shares
CBA Markets Limited ACN 003 485 952	Monday, 22 August 2016	3,241.13		3,015 Ordinary shares
CBA Markets Limited ACN 003 485 952	Monday, 22 August 2016	3,331.57		3,015 Ordinary shares
CBA Markets Limited ACN 003 485 952	Monday, 22 August 2016	3,346.65		3,015 Ordinary shares
CBA Markets Limited ACN 003 485 952	Monday, 22 August 2016	3,226.05		3,015 Ordinary shares
CBA Markets Limited ACN 003 485 952	Monday, 22 August 2016	3,406.95		3,015 Ordinary shares
CBA Markets Limited ACN 003 485 952	Monday, 22 August 2016	6,487.63		6,035 Ordinary shares
CBA Markets Limited ACN 003 485 952	Tuesday, 23 August 2016	6,652.10		6,020 Ordinary shares
CBA Markets Limited ACN 003 485 952	Tuesday, 23 August 2016	3,322.00		3,020 Ordinary shares
CBA Markets Limited ACN 003 485 952	Tuesday, 23 August 2016	5,135.55		4,690 Ordinary shares
CBA Markets Limited ACN 003 485 952	Tuesday, 23 August 2016	3,367.30		3,020 Ordinary shares
CBA Markets Limited ACN 003 485 952	Tuesday, 23 August 2016	11,241.42		10,506 Ordinary shares

CBA Markets Limited ACN 003 485 952	Tuesday, 23 August 2016	8,665.93		8,099 Ordinary shares
CBA Markets Limited ACN 003 485 952	Tuesday, 23 August 2016	3,261.60		3,020 Ordinary shares
CBA Markets Limited ACN 003 485 952	Tuesday, 23 August 2016	3,322.00		3,020 Ordinary shares
CBA Markets Limited ACN 003 485 952	Tuesday, 23 August 2016	3,102.11		2,801 Ordinary shares
CBA Markets Limited ACN 003 485 952	Tuesday, 23 August 2016	1,398.77		1,263 Ordinary shares
CBA Markets Limited ACN 003 485 952	Tuesday, 23 August 2016	2,559.43		2,311 Ordinary shares
CBA Markets Limited ACN 003 485 952	Tuesday, 23 August 2016	5,100.45		4,595 Ordinary shares
CBA Markets Limited ACN 003 485 952	Tuesday, 23 August 2016	3,352.20		3,020 Ordinary shares
CBA Markets Limited ACN 003 485 952	Tuesday, 23 August 2016	6,674.20		6,040 Ordinary shares
CBA Markets Limited ACN 003 485 952	Tuesday, 23 August 2016	3,322.00		3,020 Ordinary shares
CBA Markets Limited ACN 003 485 952	Tuesday, 23 August 2016	5,086.27		4,645 Ordinary shares
CBA Markets Limited ACN 003 485 952	Wednesday, 24 August 2016	5,003.10		4,590 Ordinary shares
CBA Markets Limited ACN 003 485 952	Wednesday, 24 August 2016	3,299.35		3,020 Ordinary shares
CBA Markets Limited ACN 003 485 952	Wednesday, 24 August 2016	3,291.80		3,020 Ordinary shares
CBA Markets Limited ACN 003 485 952	Wednesday, 24 August 2016	5,189.38		4,750 Ordinary shares
CBA Markets Limited ACN 003 485 952	Wednesday, 24 August 2016	5,112.10		4,690 Ordinary shares
CBA Markets Limited ACN 003 485 952	Thursday, 25 August 2016	41,011.25		37,625 Ordinary shares
CBA Markets Limited ACN 003 485 952	Thursday, 25 August 2016	3,261.60		3,020 Ordinary shares
CBA Markets Limited	Friday, 26 August 2016	3,306.90		3,020 Ordinary shares

ACN 003 485 952				
CBA Markets Limited ACN 003 485 952	Friday, 26 August 2016	673.62		618 Ordinary shares
CBA Markets Limited ACN 003 485 952	Friday, 26 August 2016	2,453.59		2,251 Ordinary shares
CBA Markets Limited ACN 003 485 952	Friday, 26 August 2016	7,247.41		6,649 Ordinary shares
CBA Markets Limited ACN 003 485 952	Friday, 26 August 2016	231.08		212 Ordinary shares
CBA Markets Limited ACN 003 485 952	Friday, 26 August 2016	988.43		911 Ordinary shares
CBA Markets Limited ACN 003 485 952	Tuesday, 30 August 2016	27,194.72		24,281 Ordinary shares
CBA Markets Limited ACN 003 485 952	Tuesday, 30 August 2016	22,805.44		20,362 Ordinary shares
CBA Markets Limited ACN 003 485 952	Tuesday, 30 August 2016	576.80		515 Ordinary shares
CBA Markets Limited ACN 003 485 952	Tuesday, 30 August 2016	3,123.68		2,789 Ordinary shares
CBA Markets Limited ACN 003 485 952	Tuesday, 30 August 2016	268.80		240 Ordinary shares
CBA Markets Limited ACN 003 485 952	Tuesday, 30 August 2016	2,310.56		2,063 Ordinary shares
CBA Markets Limited ACN 003 485 952	Tuesday, 30 August 2016	754.88		671 Ordinary shares
CBA Markets Limited ACN 003 485 952	Tuesday, 30 August 2016	8,287.88		7,367 Ordinary shares
CBA Markets Limited ACN 003 485 952	Tuesday, 30 August 2016	3,960.00		3,520 Ordinary shares
CBA Markets Limited ACN 003 485 952	Tuesday, 30 August 2016	7,086.38		6,299 Ordinary shares
CBA Markets Limited ACN 003 485 952	Tuesday, 30 August 2016	5,096.00		4,550 Ordinary shares
CBA Markets Limited ACN 003 485 952	Wednesday, 31 August 2016	10,062.94		8,925 Ordinary shares
CBA Markets Limited ACN 003 485 952	Thursday, 1 September 2016	19,999.87		17,699 Ordinary shares

CBA Markets Limited ACN 003 485 952	Friday, 2 September 2016	14.43		13 Ordinary shares
CBA Markets Limited ACN 003 485 952	Friday, 2 September 2016	379.62		342 Ordinary shares
CBA Markets Limited ACN 003 485 952	Friday, 2 September 2016	552.78		498 Ordinary shares
CBA Markets Limited ACN 003 485 952	Friday, 2 September 2016	19,999.87		17,699 Ordinary shares
CBA Markets Limited ACN 003 485 952	Friday, 2 September 2016	6,666.59		5,979 Ordinary shares
CBA Markets Limited ACN 003 485 952	Friday, 2 September 2016	2,022.61		1,814 Ordinary shares
CBA Markets Limited ACN 003 485 952	Monday, 5 September 2016	3,367.30		3,020 Ordinary shares
CBA Markets Limited ACN 003 485 952	Monday, 5 September 2016	4,942.83		4,453 Ordinary shares
CBA Markets Limited ACN 003 485 952	Monday, 5 September 2016	14,967.24		13,484 Ordinary shares
CBA Markets Limited ACN 003 485 952	Tuesday, 6 September 2016	20,000.25		17,778 Ordinary shares
CBA Markets Limited ACN 003 485 952	Tuesday, 6 September 2016	49,036.96		43,783 Ordinary shares
CBA Markets Limited ACN 003 485 952	Wednesday, 7 September 2016	143.84		129 Ordinary shares
CBA Markets Limited ACN 003 485 952	Wednesday, 7 September 2016	9,477.50		8,500 Ordinary shares
CBA Markets Limited ACN 003 485 952	Thursday, 8 September 2016	2,390.94		2,154 Ordinary shares
CBA Markets Limited ACN 003 485 952	Thursday, 8 September 2016	35,572.50		31,620 Ordinary shares
CBA Markets Limited ACN 003 485 952	Friday, 9 September 2016	3,478.54		3,148 Ordinary shares
CBA Markets Limited ACN 003 485 952	Friday, 9 September 2016	1,432.08		1,296 Ordinary shares
CBA Markets Limited ACN 003 485 952	Monday, 12 September 2016	335,009.10		301,810 Ordinary shares
CBA Markets Limited	Monday, 12 September	3,226.05		3,015 Ordinary shares

ACN 003 485 952	2016			
CBA Markets Limited ACN 003 485 952	Monday, 12 September 2016	3,241.13		3,015 Ordinary shares
CBA Markets Limited ACN 003 485 952	Monday, 12 September 2016	3,286.35		3,015 Ordinary shares
CBA Markets Limited ACN 003 485 952	Tuesday, 13 September 2016	1,736.64		1,608 Ordinary shares
CBA Markets Limited ACN 003 485 952	Tuesday, 13 September 2016	1,519.56		1,407 Ordinary shares
CBA Markets Limited ACN 003 485 952	Wednesday, 14 September 2016	4,447.44		4,118 Ordinary shares
CBA Markets Limited ACN 003 485 952	Wednesday, 14 September 2016	9,999.72		9,259 Ordinary shares
CBA Markets Limited ACN 003 485 952	Thursday, 15 September 2016	5,700.68		5,378 Ordinary shares
CBA Markets Limited ACN 003 485 952	Thursday, 15 September 2016	770.62		727 Ordinary shares
CBA Markets Limited ACN 003 485 952	Thursday, 15 September 2016	1,561.38		1,473 Ordinary shares
CBA Markets Limited ACN 003 485 952	Thursday, 15 September 2016	11,661.84		10,798 Ordinary shares
CBA Markets Limited ACN 003 485 952	Thursday, 15 September 2016	5,400.00		5,000 Ordinary shares
CBA Markets Limited ACN 003 485 952	Thursday, 15 September 2016	22,938.12		21,239 Ordinary shares
CBA Markets Limited ACN 003 485 952	Thursday, 15 September 2016	17,038.08		15,776 Ordinary shares
CBA Markets Limited ACN 003 485 952	Thursday, 15 September 2016	15,394.32		14,254 Ordinary shares
CBA Markets Limited ACN 003 485 952	Thursday, 15 September 2016	77,740.56		71,982 Ordinary shares
CBA Markets Limited ACN 003 485 952	Thursday, 15 September 2016	488,936.52		452,719 Ordinary shares
CBA Markets Limited ACN 003 485 952	Friday, 16 September 2016	5,023.60		4,717 Ordinary shares
CBA Markets Limited ACN 003 485 952	Tuesday, 20 September 2016	3,150.67		3,015 Ordinary shares

CBA Markets Limited ACN 003 485 952	Wednesday, 21 September 2016	5,966.25		5,550 Ordinary shares
CBA Markets Limited ACN 003 485 952	Wednesday, 21 September 2016	6,211.79		5,765 Ordinary shares
CBA Markets Limited ACN 003 485 952	Wednesday, 21 September 2016	3,248.66		3,015 Ordinary shares
CBA Markets Limited ACN 003 485 952	Wednesday, 21 September 2016	3,248.66		3,015 Ordinary shares
CBA Markets Limited ACN 003 485 952	Wednesday, 21 September 2016	6,502.71		6,035 Ordinary shares
CBA Markets Limited ACN 003 485 952	Wednesday, 21 September 2016	8,187.41		7,546 Ordinary shares
CBA Markets Limited ACN 003 485 952	Wednesday, 21 September 2016	3,226.05		3,015 Ordinary shares
CBA Markets Limited ACN 003 485 952	Wednesday, 21 September 2016	3,256.20		3,015 Ordinary shares
CBA Markets Limited ACN 003 485 952	Wednesday, 21 September 2016	3,256.20		3,015 Ordinary shares
CBA Markets Limited ACN 003 485 952	Thursday, 22 September 2016	3,286.35		3,015 Ordinary shares
CBA Markets Limited ACN 003 485 952	Thursday, 22 September 2016	9,816.10		9,217 Ordinary shares
CBA Markets Limited ACN 003 485 952	Thursday, 22 September 2016	2,823.50		2,561 Ordinary shares
CBA Markets Limited ACN 003 485 952	Thursday, 22 September 2016	4,683.80		4,258 Ordinary shares
CBA Markets Limited ACN 003 485 952	Thursday, 22 September 2016	1,894.20		1,722 Ordinary shares
CBA Markets Limited ACN 003 485 952	Thursday, 22 September 2016	4,988.81		4,525 Ordinary shares
CBA Markets Limited ACN 003 485 952	Thursday, 22 September 2016	3,830.09		3,474 Ordinary shares
CBA Markets Limited ACN 003 485 952	Friday, 23 September 2016	6,804.46		6,035 Ordinary shares
CBA Markets Limited ACN 003 485 952	Friday, 23 September 2016	3,361.72		3,015 Ordinary shares
CBA Markets Limited	Friday, 23 September	6,789.38		6,035 Ordinary shares


ACN 003 485 952	2016			
CBA Markets Limited ACN 003 485 952	Friday, 23 September 2016	5,062.10		4,540 Ordinary shares
CBA Markets Limited ACN 003 485 952	Friday, 23 September 2016	8,649.30		7,863 Ordinary shares
CBA Markets Limited ACN 003 485 952	Friday, 23 September 2016	5,130.13		4,550 Ordinary shares
CBA Markets Limited ACN 003 485 952	Friday, 23 September 2016	6,701.15		6,010 Ordinary shares
CBA Markets Limited ACN 003 485 952	Friday, 23 September 2016	3,361.72		3,015 Ordinary shares
CBA Markets Limited ACN 003 485 952	Friday, 23 September 2016	530.74		476 Ordinary shares
CBA Markets Limited ACN 003 485 952	Friday, 23 September 2016	6,198.28		5,559 Ordinary shares
CBA Markets Limited ACN 003 485 952	Friday, 23 September 2016	5,045.19		4,535 Ordinary shares
CBA Markets Limited ACN 003 485 952	Friday, 23 September 2016	2,820.95		2,530 Ordinary shares
CBA Markets Limited ACN 003 485 952	Friday, 23 September 2016	1,090.47		978 Ordinary shares
CBA Markets Limited ACN 003 485 952	Friday, 23 September 2016	1,234.31		1,107 Ordinary shares
CBA Markets Limited ACN 003 485 952	Friday, 23 September 2016	1,534.24		1,376 Ordinary shares
CBA Markets Limited ACN 003 485 952	Friday, 23 September 2016	3,700.68		3,319 Ordinary shares
CBA Markets Limited ACN 003 485 952	Monday, 26 September 2016	989.72		908 Ordinary shares
CBA Markets Limited ACN 003 485 952	Wednesday, 28 September 2016	2.16		2 Ordinary shares
CBA Markets Limited ACN 003 485 952	Wednesday, 28 September 2016	6,663.15		6,030 Ordinary shares
CBA Markets Limited ACN 003 485 952	Friday, 30 September 2016	3,361.72		3,015 Ordinary shares
CBA Markets Limited ACN 003 485 952	Friday, 30 September 2016	19,911.36		17,778 Ordinary shares

CBA Markets Limited ACN 003 485 952	Friday, 30 September 2016	7,226.24		6,452 Ordinary shares
CBA Markets Limited ACN 003 485 952	Friday, 30 September 2016	29.19		26 Ordinary shares
CBA Markets Limited ACN 003 485 952	Friday, 30 September 2016	1.12		1 Ordinary shares
CBA Markets Limited ACN 003 485 952	Friday, 30 September 2016	5.61		5 Ordinary shares
CBA Markets Limited ACN 003 485 952	Tuesday, 30 August 2016	N/A		1 Ordinary shares (borrowed from Merrill Lynch International, see Annexure C)
CBA Markets Limited ACN 003 485 952	Wednesday, 31 August 2016	N/A		1 Ordinary shares (borrowed from Merrill Lynch International, see Annexure C)
CBA Markets Limited ACN 003 485 952	Thursday, 1 September 2016	N/A		1 Ordinary shares (borrowed from Merrill Lynch International, see Annexure C)
CBA Markets Limited ACN 003 485 952	Friday, 2 September 2016	N/A		1 Ordinary shares (borrowed from Merrill Lynch International, see Annexure C)
CBA Markets Limited ACN 003 485 952	Monday, 5 September 2016	N/A		1 Ordinary shares (borrowed from Merrill Lynch International, see Annexure C)
CBA Markets Limited ACN 003 485 952	Tuesday, 6 September 2016	N/A		1 Ordinary shares (borrowed from Merrill Lynch International, see Annexure C)
CBA Markets Limited ACN 003 485 952	Wednesday, 7 September 2016	N/A		1 Ordinary shares (borrowed from Merrill Lynch International, see Annexure C)
CBA Markets Limited ACN 003 485 952	Thursday, 8 September 2016	N/A		1 Ordinary shares (borrowed from Merrill Lynch International, see Annexure C)
CBA Markets Limited ACN 003 485 952	Friday, 9 September 2016	N/A		1 Ordinary shares (borrowed from Merrill Lynch International, see Annexure C)

CBA Markets Limited ACN 003 485 952	Monday, 12 September 2016	N/A		1 Ordinary shares (borrowed from Merrill Lynch International, see Annexure C)
CBA Markets Limited ACN 003 485 952	Tuesday, 13 September 2016	N/A		1 Ordinary shares (borrowed from Merrill Lynch International, see Annexure C)
CBA Markets Limited ACN 003 485 952	Wednesday, 14 September 2016	N/A		1 Ordinary shares (borrowed from Merrill Lynch International, see Annexure C)
CBA Markets Limited ACN 003 485 952	Thursday, 15 September 2016	N/A		1 Ordinary shares (borrowed from Merrill Lynch International, see Annexure C)
CBA Markets Limited ACN 003 485 952	Friday, 16 September 2016	N/A		1 Ordinary shares (borrowed from Merrill Lynch International, see Annexure C)
CBA Markets Limited ACN 003 485 952	Monday, 19 September 2016	N/A		1 Ordinary shares (borrowed from Merrill Lynch International, see Annexure C)

Annexure C

This is annexure C referred to in Form 603, Notice of initial substantial holder dated **30/09/2016**



Carla Collingwood Company Secretary Dated the 4 October 2016

Commonwealth Bank of Australia will, if requested by the company or responsible entity to whom this form must be given or by the Australian Securities and Investments Commission (ASIC), give a copy of one or more of the following agreements to the company, responsible entity or ASIC (as appropriate).

Citigroup Global Markets Limited (Agreement 1)

Type of agreement:	Australian Master Securities Lending Agreement
Parties to agreement:	(1) Citigroup Global Markets Limited; and (2) Colonial First State Investments Limited
Can the parties exercise voting rights attaching to the securities?	No
If yes, in what circumstances?	N/A
Date on which the securities were (or are) expected to be delivered to the borrower or its nominee (ie borrow date):	The dates indicated in Annexure B on which securities were borrowed.
Scheduled date (if any) when the securities are expected to be returned to the borrower or its nominee (ie return date):	Any particular day.
Does the borrower have the right to return the securities early? [Yes/No]	Yes
If yes, in which circumstances?	At any time subject to giving notice.
Does the lender have the right to recall the securities early (ie before the scheduled return date)? [Yes/No]	Yes
If yes, in which circumstances?	At any time subject to giving notice.
Are there circumstances in which the borrower will not be required to return the securities on settlement? [Yes/No]	No
If yes, in which circumstances?	N/A

Merrill Lynch International

Type of agreement:	Global Master Securities Lending Agreement
--------------------	--------------------------------------------

Parties to agreement:	(1) Commonwealth Bank of Australia and (2) Merrill Lynch International
Can the parties exercise voting rights attaching to the securities?	No
If yes, in what circumstances?	N/A
Date on which the securities were (or are) expected to be delivered to the borrower or its nominee (ie borrow date):	The dates indicated in Annexure B on which securities were borrowed.
Scheduled date (if any) when the securities are expected to be returned to the borrower or its nominee (ie return date):	Any particular day.
Does the borrower have the right to return the securities early? [Yes/No]	Yes
If yes, in which circumstances?	At any time subject to giving notice.
Does the lender have the right to recall the securities early (ie before the scheduled return date)? [Yes/No]	Yes
If yes, in which circumstances?	At any time subject to giving notice.
Are there circumstances in which the borrower will not be required to return the securities on settlement? [Yes/No]	No
If yes, in which circumstances?	N/A

Barclays Capital Securities Ltd

Type of agreement:	Global Master Securities Lending Agreement
Parties to agreement:	(1) Commonwealth Bank of Australia and (2) Barclays Capital Securities Ltd
Can the parties exercise voting rights attaching to the securities?	No
If yes, in what circumstances?	N/A
Date on which the securities were (or are) expected to be delivered to the borrower or its nominee (ie borrow date):	The dates indicated in Annexure B on which securities were borrowed.
Scheduled date (if any) when the securities are expected to be returned to the borrower or its nominee (ie return date):	Any particular day.
Does the borrower have the right to return the securities early? [Yes/No]	Yes
If yes, in which circumstances?	At any time subject to giving notice.

Does the lender have the right to recall the securities early (ie before the scheduled return date)? [Yes/No]	Yes
If yes, in which circumstances?	At any time subject to giving notice.
Are there circumstances in which the borrower will not be required to return the securities on settlement? [Yes/No]	No
If yes, in which circumstances?	N/A

UBS AG (Agreement 2)

Type of agreement:	Australian Master Securities Lending Agreement
Parties to agreement:	(1) UBS AG; and (2) Colonial First State Investments Limited
Can the parties exercise voting rights attaching to the securities?	No
If yes, in what circumstances?	N/A
Date on which the securities were (or are) expected to be delivered to the borrower or its nominee (ie borrow date):	The dates indicated in Annexure B on which securities were borrowed.
Scheduled date (if any) when the securities are expected to be returned to the borrower or its nominee (ie return date):	Any particular day.
Does the borrower have the right to return the securities early? [Yes/No]	Yes
If yes, in which circumstances?	At any time subject to giving notice.
Does the lender have the right to recall the securities early (ie before the scheduled return date)? [Yes/No]	Yes
If yes, in which circumstances?	At any time subject to giving notice.
Are there circumstances in which the borrower will not be required to return the securities on settlement? [Yes/No]	No
If yes, in which circumstances?	N/A