

**FORM 603**

Corporations Act 2001

Section 671B

**Notice of initial substantial holder****To: Company Name/Scheme: MONADELPHOUS GROUP LIMITED**ACN/ARSN: **008 988 547****1. Details of substantial holder**

Name: Commonwealth Bank of Australia ACN 123 123 124 (CBA) and its related bodies corporate listed in annexure A

The holder became a substantial holder on: **14/11/2016****2. Details of voting power**

The total number of votes attached to all the voting shares in the company or voting interests in the scheme that the substantial holder or an associate had a relevant interest in on the date the substantial holder became a substantial holder are as follows.

Class of securities	Number of securities	Person's votes	Voting power (%)
Fully Paid ordinary shares	3,069,337	3,069,337	3.27

For the Securities (if any) listed below see NOTE 1 at the end of this form

Class of securities	Number of securities	Person's votes	Voting power (%)
Fully Paid ordinary shares	1,664,067	1,664,067	1.77

Class of securities	Number of securities	Person's votes	Voting power (%)
GRAND TOTAL Fully paid ordinary shares	4,733,404	4,733,404	5.04

### 3. Details of relevant interests

The nature of the relevant interest the substantial holder or an associate had in the following voting securities on the date the substantial holder became a substantial holder are as follows:

Holder of relevant interest	Nature of relevant interest	Class and number of securities
CBA Markets Limited ACN 003 485 952	<p>Relevant interest under paragraph 608(1)(b) and/or 608(1)(c) of the Corporations Act 2001 (Cth), being a relevant interest arising as a result of having the power to control the exercise of the right to vote attached to securities and/or to control the exercise of the power to dispose of securities in a proprietary capacity (including as a result of underwriting activities). In addition, if any OTC derivatives, warrants or other securities (other than ordinary shares or ordinary units (as applicable)) are referred to below in this row, the relevant interest in respect of those securities arises under subsection 608(8) being an accelerated relevant interest held in the same capacity.</p> <p>Nature of relevant interest derived from; ordinary shares 50,289</p>	<p>50,289 Fully paid ordinary shares  (including 7,894 borrowed from Barclays Capital Securities Ltd, see Annexure C)</p>
Avanteos Investments Limited ACN 096 259 979	<p>Relevant interest under paragraph 608(1)(a), 608(1)(b) and 608(1)(c) of the Corporations Act 2001 (Cth), being a relevant interest arising as a result of being the registered holder of the relevant securities in its capacity as a superannuation trustee. In addition, if any OTC derivatives, warrants or other securities (other than ordinary shares or ordinary units (as applicable)) are referred to below in this row, the relevant interest in respect of those securities arises under subsection 608(8) being an accelerated relevant interest held in the same capacity.</p> <p>Nature of relevant interest derived from; ordinary shares 113,601</p>	<p>113,601 Fully paid ordinary shares</p>
Colonial First State Investments Limited (Note 1) ACN 002 348 352	<p>Relevant interest under paragraph 608(1)(b) and/or 608(1)(c) of the Corporations Act 2001 (Cth), being a relevant interest arising from having the residual power to control the exercise of the right to vote attached to securities and/or to control the exercise of the power to dispose of securities in its capacity as a responsible entity of a managed investment scheme (which managed investment scheme is not managed by either Colonial First State Investments Limited or a related body corporate). In addition, if any OTC derivatives, warrants or other securities (other than ordinary shares or ordinary units (as applicable)) are referred to below in this row, the relevant interest in respect of those securities arises under subsection 608(8) being a residual accelerated relevant interest held in the same capacity. Colonial First State Investments Limited has authorised the manager of each such managed investment scheme to exercise the powers referred to in paragraph 608(1)(b) and/or 608(1)(c) of the Corporations Act 2001 (Cth) in relation to those securities managed by the manager to the exclusion of</p>	<p>1,664,067 Fully paid ordinary shares  (including 125,036 borrowed from UBS AG (Agreement 2), see Annexure C)</p>

	<p>Colonial First State Investments Limited except for provisions allowing Colonial First State Investments Limited to terminate the agreement with the manager or to exercise those powers where the agreement is terminated.</p> <p>Nature of relevant interest derived from; ordinary shares 1,664,067</p>	
Realindex Investments Pty Limited ACN 133 312 017	<p>Relevant interest under paragraph 608(1)(b) and/or 608(1)(c) of the Corporations Act 2001 (Cth), being a relevant interest arising from having the power to control the exercise of the right to vote attached to securities and/or to control the exercise of the power to dispose of securities in its capacity as investment manager, as provided for under its investment mandates. In addition, if any OTC derivatives, warrants or other securities (other than ordinary shares or ordinary units (as applicable)) are referred to below in this row, the relevant interest in respect of those securities arises under subsection 608(8) being an accelerated relevant interest held in the same capacity.</p> <p>Nature of relevant interest derived from; ordinary shares 2,586,462</p>	<p>2,586,462 Fully paid ordinary shares</p>
Colonial First State Asset Management (Australia) Limited ACN 114 194 311	<p>Relevant interest under paragraph 608(1)(b) and/or 608(1)(c) of the Corporations Act 2001 (Cth), being a relevant interest arising from having the power to control the exercise of the right to vote attached to securities and/or to control the exercise of the power to dispose of securities in its capacity as investment manager (as provided for under its investment mandates). In addition, if any OTC derivatives, warrants or other securities (other than ordinary shares or ordinary units (as applicable)) are referred to below in this row, the relevant interest in respect of those securities arises under subsection 608(8) being an accelerated relevant interest held in the same capacity.</p> <p>Nature of relevant interest derived from; ordinary shares 318,985</p>	<p>318,985 Fully paid ordinary shares</p> <p>(including 44,018 borrowed from Citigroup Global Markets Limited (Agreement 5), see Annexure C)</p> <p>(including 71,210 borrowed from UBS AG (Agreement 10), see Annexure C)</p>
Colonial First State Investments Limited ACN 002 348 352	<p>Relevant interest under paragraph 608(1)(b) and/or 608(1)(c) of the Corporations Act 2001 (Cth), being a relevant interest arising from having the power to control the exercise of the right to vote attached to securities and/or to control the exercise of the power to dispose of securities in its capacity as a responsible entity of a managed investment scheme (which managed investment scheme is managed by Colonial First Statement Investments Limited or a related body corporate). In addition, if any OTC derivatives, warrants or other securities (other than ordinary shares or ordinary units (as applicable)) are referred to below in this row, the relevant interest in respect of those securities arises under subsection 608(8) being an accelerated relevant interest held in the same capacity.</p> <p>Nature of relevant interest derived from;</p>	<p>4,325,236 Fully paid ordinary shares</p> <p>(including 125,036 borrowed from UBS AG (Agreement 2), see Annexure C)</p> <p>(including 71,210 borrowed from UBS AG (Agreement 10), see Annexure C)</p>

	ordinary shares 4,325,236	
ASB Group Investments Limited Company Number 533945	<p>Relevant interest under paragraph 608(1)(b) and/or 608(1)(c) of the Corporations Act 2001 (Cth), being a relevant interest arising from having the power to control the exercise of the right to vote attached to securities and/or to control the exercise of the power to dispose of securities in its capacity as investment manager, as provided for under its investment mandates, as a life company holding statutory funds and as the responsible entity or manager of a managed investment scheme. In addition, if any OTC derivatives, warrants or other securities (other than ordinary shares or ordinary units (as applicable)) are referred to below in this row, the relevant interest in respect of those securities arises under subsection 608(8) being an accelerated relevant interest held in the same capacity.</p> <p>Nature of relevant interest derived from; ordinary shares 22,018</p>	22,018 Fully paid ordinary shares
Colonial First State Investments Limited ACN 002 348 352	<p>Relevant interest under paragraph 608(1)(b) and/or 608(1)(c) of the Corporations Act 2001 (Cth), being a relevant interest arising from having the power to control the exercise of the right to vote attached to securities and/or to control the exercise of the power to dispose of securities in its capacity as a responsible entity of a managed investment scheme (which managed investment scheme is managed by Colonial First Statement Investments Limited or a related body corporate). In addition, if any OTC derivatives, warrants or other securities (other than ordinary shares or ordinary units (as applicable)) are referred to below in this row, the relevant interest in respect of those securities arises under subsection 608(8) being an accelerated relevant interest held in the same capacity.</p> <p>Nature of relevant interest derived from; ordinary shares 120,554</p>	120,554 Fully paid ordinary shares  (including 71,210 borrowed from UBS AG (Agreement 10), see Annexure C)
Realindex Investments Pty Limited ACN 133 312 017	<p>Relevant interest under paragraph 608(1)(b) and/or 608(1)(c) of the Corporations Act 2001 (Cth), being a relevant interest arising from having the power to control the exercise of the right to vote attached to securities and/or to control the exercise of the power to dispose of securities in its capacity as investment manager, as provided for under its investment mandates. In addition, if any OTC derivatives, warrants or other securities (other than ordinary shares or ordinary units (as applicable)) are referred to below in this row, the relevant interest in respect of those securities arises under subsection 608(8) being an accelerated relevant interest held in the same capacity.</p> <p>Nature of relevant interest derived from; ordinary shares 2,537,118</p>	2,537,118 Fully paid ordinary shares
Colonial First State Asset Management (Australia) Limited ACN 114 194 311	Relevant interest under paragraph 608(1)(b) and/or 608(1)(c) of the Corporations Act 2001 (Cth), being a	225,757 Fully paid ordinary shares

	<p>relevant interest arising from having the power to control the exercise of the right to vote attached to securities and/or to control the exercise of the power to dispose of securities in its capacity as investment manager (as provided for under its investment mandates). In addition, if any OTC derivatives, warrants or other securities (other than ordinary shares or ordinary units (as applicable)) are referred to below in this row, the relevant interest in respect of those securities arises under subsection 608(8) being an accelerated relevant interest held in the same capacity.</p> <p>Nature of relevant interest derived from; ordinary shares 225,757</p>	<p>(including 44,018 borrowed from Citigroup Global Markets Limited (Agreement 5), see Annexure C)</p>
--	---	--

#### 4. Details of present registered holders

The persons registered as holders of the securities referred to in paragraph 3 above are as follows

Holder of relevant interest	Registered holder of securities	Person entitled to be registered as holder	Class and number of securities
CBA Markets Limited ACN 003 485 952	Share Direct Nominees Pty Limited		50,289 Fully paid ordinary shares
Avanteos Investments Limited ACN 096 259 979	Avanteos Investments Limited		113,601 Fully paid ordinary shares
Colonial First State Investments Limited (Note 1) ACN 002 348 352	Citicorp Nominees Pty Limited (Australia)		168,730 Fully paid ordinary shares
Colonial First State Investments Limited (Note 1) ACN 002 348 352	UBS Nominees Pty Ltd		125,036 Fully paid ordinary shares
Colonial First State Investments Limited (Note 1) ACN 002 348 352	Citibank N A Hong Kong		1,370,301 Fully paid ordinary shares
Realindex Investments Pty Limited ACN 133 312 017	National Bank Nominees Pty Limited		97,655 Fully paid ordinary shares
Realindex Investments Pty Limited ACN 133 312 017	Citibank N A Hong Kong		2,488,807 Fully paid ordinary shares
Colonial First State Asset Management (Australia) Limited ACN 114 194 311	Citicorp Nominees Pty Limited (Australia)		194,514 Fully paid ordinary shares
Colonial First State Asset Management (Australia) Limited ACN 114 194 311	BNP Paribas Securities		20,078 Fully paid ordinary shares
Colonial First State Asset Management (Australia) Limited ACN 114 194 311	The Bank of New York Mellon Corp		11,165 Fully paid ordinary shares
Colonial First State Asset Management (Australia) Limited ACN 114 194 311	Citibank N A Hong Kong		93,228 Fully paid ordinary shares

**5. Consideration**

The consideration paid for each relevant interest referred to in paragraph 3 above, and acquired in the four months prior to the day that the substantial holder became a substantial holder is as follows:

<b>Holder of relevant interest</b>	<b>Date of acquisition</b>	<b>Consideration-Cash</b>	<b>Consideration-Non-Cash</b>	<b>Class and number of securities</b>
See annexure B to this notice				

## 6. Associates

The reasons the persons named in paragraph 3 above are associates of the substantial holder are as follows:

Name and ACN/ARSN (if applicable)	Nature of association
ASB Group Investments Limited Company Number 533945	An indirect wholly-owned subsidiary, and therefore related body corporate, of Commonwealth Bank of Australia
Commonwealth Bank Officers Superannuation Corporation Pty Limited ACN 074 519 798	A direct wholly-owned subsidiary, and therefore related body corporate, of Commonwealth Bank of Australia
Colonial First State Asset Management (Australia) Limited ACN 114 194 311	An indirect wholly-owned subsidiary, and therefore related body corporate, of Commonwealth Bank of Australia
Colonial First State Investments Limited ACN 002 348 352	An indirect wholly-owned subsidiary, and therefore related body corporate, of Commonwealth Bank of Australia
Avanteos Investments Limited ACN 096 259 979	An indirect wholly-owned subsidiary, and therefore related body corporate, of Commonwealth Bank of Australia
Realindex Investments Pty Limited ACN 133 312 017	An indirect wholly-owned subsidiary, and therefore related body corporate, of Commonwealth Bank of Australia
Sovereign Services Limited ACN 969417	An indirect wholly-owned subsidiary, and therefore related body corporate, of Commonwealth Bank of Australia
CBA Markets Limited ACN 003 485 952	An indirect wholly-owned subsidiary, and therefore related body corporate, of Commonwealth Bank of Australia
The Colonial Mutual Life Assurance Society Limited ACN 004 021 809	An indirect wholly-owned subsidiary, and therefore related body corporate, of Commonwealth Bank of Australia



## 7. Addresses

The addresses of persons named in this form are as follows:

Name	Address
ASB Group Investments Limited Company Number 533945	Level 2, ASB North Wharf, 12 Jellicoe Street, Auckland, 1010 , New Zealand
Commonwealth Bank Officers Superannuation Corporation Pty Limited ACN 074 519 798	Level 11 Tower 1, 201 Sussex St Sydney NSW 2001
Colonial First State Asset Management (Australia) Limited ACN 114 194 311	Ground Floor Tower 1, 201 Sussex Street, Sydney, NSW, 2000, Australia
Colonial First State Investments Limited ACN 002 348 352	Ground Floor Tower 1, 201 Sussex Street, Sydney, NSW, 2000, Australia
Avanteos Investments Limited ACN 096 259 979	Ground Floor Tower 1, 201 Sussex Street, Sydney, NSW, 2000, Australia
Realindex Investments Pty Limited ACN 133 312 017	Ground Floor Tower 1, 201 Sussex Street, Sydney, NSW, 2000, Australia
Sovereign Services Limited ACN 969417	Level 2, ASB North Wharf, 12 Jellicoe Street, Auckland, 1010 , New Zealand
CBA Markets Limited ACN 003 485 952	Ground Floor Tower 1, 201 Sussex Street, Sydney, NSW, 2000, Australia
The Colonial Mutual Life Assurance Society Limited ACN 004 021 809	Ground Floor Tower 1, 201 Sussex Street, Sydney, NSW, 2000, Australia

## 8. Signature

NOTE 1--(This note is relevant to section 2,3,4 and 5)

The relevant interests in these securities:

- a) are/were held by Colonial First State Investments Limited (CFS) as responsible entity of the specified registered managed investment schemes and relate(d) to holdings in connection with the Colonial First State First Choice product range. Decisions to buy/sell those securities and exercise voting rights in relation to those securities are made by managers to whom CFS has outsourced those functions. By instrument dated 29 October 2001 the Australian Securities and Investments Commission ("ASIC") has granted certain relief to CFS and its related bodies corporate for these holdings from the applicable provisions of Chapter 6 of the Corporations Act in relation to the acquisition of or increase in voting power of such securities (the Manager Relief). These managers are not associates of, other than by virtue of an agreement in accordance with the terms of the Manager Relief, the Commonwealth Bank of Australia group; or
- b) are/were held by or for the benefit of specified index funds where the funds have an objective of maintaining a portfolio tracking error less than 0.5% per annum. ASIC has granted certain relief to CFS and its related bodies corporate for these holdings from the applicable provisions of Chapter 6 of the Corporations Act in relation to the acquisition of or increase in voting power of such securities.




Dated the 17 day of November 2016

---

Carla Collingwood-Company Secretary

## Annexure A

This is annexure A referred to in Form 603, Notice of initial substantial holder dated 14/11/2016



Carla Collingwood

Company Secretary

Dated the 17 November 2016

## SCHEDULE


AEGIS CORRECTIONAL PARTNERSHIP PTY LTD  
AEGIS LIMITED  
AHL HOLDINGS PTY LIMITED  
ALTONA V6 PTY LIMITED  
ASB BANK LIMITED  
ASB CAPITAL LIMITED (NZX-ASBPA)  
ASB CAPITAL NO.2 LIMITED (NZX-ASBPB)  
ASB FINANCE LIMITED  
ASB FUNDING LIMITED  
ASB GROUP (LIFE) LIMITED  
ASB GROUP INVESTMENTS LIMITED  
ASB HOLDINGS LIMITED  
ASB MANAGEMENT SERVICES LIMITED  
ASB NOMINEES LIMITED  
ASB SECURITIES LIMITED  
ASKLEPIOS LIMITED  
ASPIRE SCHOOLS FINANCING (QLD) PTY LIMITED  
ASPIRE SCHOOLS HOLDINGS (QLD) PTY LIMITED  
AUSIEX NOMINEES PTY LIMITED  
AUSTRALIAN INVESTMENT EXCHANGE LIMITED  
AVANTEOS INVESTMENTS LIMITED  
AVANTEOS PTY LTD  
BANK OF HANGZHOU CO. LTD  
BANKWEST FOUNDATION LIMITED  
BDELTA VESSEL NO 1 PTY LTD  
BDELTA VESSEL NO 2 PTY LTD  
BDELTA VESSEL NO 3 PTY LTD  
BDELTA VESSEL NO 4 PTY LTD  
BOCOMMLIFE INSURANCE COMPANY LIMITED  
BOND INVESTMENTS NO 1 LIMITED  
BOND INVESTMENTS UK LIMITED  
BW FINANCIAL ADVICE LIMITED  
BW SECURITISATION MANAGEMENT PTY LTD  
BWA GROUP SERVICES PTY LTD  
BWA INTELLECTUAL PROPERTY HOLDINGS LIMITED  
CAPITAL 121 PTY LIMITED  
CARDS NZ LIMITED  
CBA (EUROPE) FINANCE LTD (IN LIQUIDATION)  
CBA A319 4624 PTY LIMITED  
CBA A319 4635 PTY LIMITED  
CBA A320 4077 PTY LTD  
CBA A320 4948 PTY LIMITED  
CBA A320 5156 PTY LIMITED  
CBA A320 5249 PTY LTD  
CBA A320 5289 PTY LTD  
CBA A320 5638 PTY LTD  
CBA A320 6749 PTY LIMITED  
CBA A320 AIRCRAFT NO1 PTY LTD  
CBA A330 1427 Pty Ltd  
CBA A330 1453 PTY LIMITED  
CBA AIR A320 2714 PTY LIMITED  
CBA AIR PTY LTD  
CBA ASSET FINANCE (NZ) LIMITED  
CBA ASSET HOLDINGS (NZ) LIMITED  
CBA B377 37091 PTY LTD  
CBA B738 39822 PTY LIMITED  
CBA B773 60333 PTY LIMITED  
CBA CAPITAL AUSTRALIA PTY LIMITED  
CBA CAPITAL HOLDINGS INC.  
CBA CAPITAL TRUST I  
CBA CAPITAL TRUST II  
CBA CORPORATE SERVICES (NSW) PTY LIMITED  
CBA CORPORATE SERVICES (VIC) PTY LIMITED  
CBA EUROPE LIMITED  
CBA FUNDING (NZ) LIMITED  
CBA FUNDING HOLDINGS PTY LTD  
CBA FUNDING TRUST I  
CBA INTERNATIONAL FINANCE PTY. LIMITED  
CBA INTERNATIONAL FINANCIAL SERVICES LIMITED (formerly known as COMMBANK MANAGEMENT CONSULTING (ASIA) COMPANY LIMITED)  
CBA INVESTMENTS (NO.4) LIMITED  
CBA MARKETS LIMITED  
CBA MTE RAIL COMPANY PTY LIMITED  
CBA NZ HOLDING LIMITED  
CBA RAIL & TRAM COMPANY PTY LIMITED  
CBA ROLLING STOCK COMPANY NO.1 PTY LIMITED  
CBA SA HOLDINGS PROPRIETARY LIMITED  
CBA SERVICES SINGAPORE PTE LTD  
CBA SPECIALISED FINANCING PTY LIMITED  
CBA STAFF COMMUNITY FUND LIMITED  
CBA USD FUNDING LIMITED  
CBA USD INVESTMENTS PTY LIMITED  
CBFC LEASING PTY. LIMITED  
CBFC LIMITED  
CFS Newham Limited  
CFSPA I EUROPE CO LIMITED (formerly known as CFSPA I MALTA CO LIMITED)  
CFSPA I EUROPE HOLDCO LIMITED (formerly known as CFSPA I MALTA HOLDCO LIMITED)  
CHRISTMAS BREAK PTY LTD

CHULLORA EQUITY INVESTMENT (NO 1) PTY LIMITED  
 CHULLORA EQUITY INVESTMENT (NO 2) PTY LIMITED  
 CHULLORA EQUITY INVESTMENT (NO 3) PTY LIMITED  
 CIPL ARARAT PTY LTD  
 CIPL SA SCHOOLS PTY LTD  
 CISL (NO.1) PTY LIMITED  
 CM-SOMERTON PTY. LTD.  
 CMG ASIA LIFE HOLDINGS LIMITED  
 CMG ASIA PTY LTD  
 COLLATERAL LEASING PTY LTD  
 Colonial (UK) Trustees Limited  
 COLONIAL FIRST STATE ASSET MANAGEMENT (AUSTRALIA) LIMITED  
 COLONIAL FIRST STATE GROUP LIMITED  
 COLONIAL FIRST STATE INFRASTRUCTURE HOLDINGS LIMITED  
 COLONIAL FIRST STATE INFRASTRUCTURE MANAGERS (AUSTRALIA) PTY LTD  
 Colonial First State Investment Managers (UK) Limited  
 COLONIAL FIRST STATE INVESTMENTS LIMITED  
 COLONIAL FIRST STATE MANAGED INFRASTRUCTURE LIMITED  
 COLONIAL HOLDING COMPANY LIMITED  
 COLONIAL MUTUAL SUPERANNUATION PTY. LTD.  
 COLONIAL SERVICES PTY LIMITED  
 COMMBANK EUROPE LIMITED  
 COMMBANK MANAGEMENT CONSULTING (SHANGHAI) COMPANY LIMITED  
 COMMFOUNDATION PTY LIMITED  
 COMMONWEALTH AUSTRALIA SECURITIES LLC  
 COMMONWEALTH BANK OF AUSTRALIA  
 COMMONWEALTH BANK OF AUSTRALIA (CHENG'AN) COUNTY BANK CO. LTD.  
 COMMONWEALTH BANK OF AUSTRALIA (CIXIAN) COUNTY BANK CO. LTD  
 COMMONWEALTH BANK OF AUSTRALIA (DENG FENG) COUNTY BANK CO. LTD  
 COMMONWEALTH BANK OF AUSTRALIA (HANDANXIAN) COUNTY BANK CO. LTD.  
 COMMONWEALTH BANK OF AUSTRALIA (JIYUAN) COUNTY BANK CO. LTD  
 COMMONWEALTH BANK OF AUSTRALIA (LANKAO) COUNTY BANK CO. LTD  
 COMMONWEALTH BANK OF AUSTRALIA (LUANCHENG) COUNTY BANK CO. LTD  
 COMMONWEALTH BANK OF AUSTRALIA (MIANCHI) COUNTY BANK CO. LTD  
 COMMONWEALTH BANK OF AUSTRALIA (SHEXIAN) COUNTY BANK CO. LTD  
 COMMONWEALTH BANK OF AUSTRALIA (UK) STAFF BENEFITS SCHEME TRUSTEE COMPANY LIMITED  
 COMMONWEALTH BANK OF AUSTRALIA (WEIXIAN) COUNTY BANK CO. LTD.  
 COMMONWEALTH BANK OF AUSTRALIA (WENXIAN) COUNTY BANK CO. LTD  
 COMMONWEALTH BANK OF AUSTRALIA (XINJI) COUNTY BANK CO. LTD  
 COMMONWEALTH BANK OF AUSTRALIA (YICHUAN) COUNTY BANK CO. LTD  
 COMMONWEALTH BANK OF AUSTRALIA (YONGCHENG) COUNTY BANK CO. LTD  
 COMMONWEALTH BANK OF AUSTRALIA (YONGNIAN) COUNTY BANK CO. LTD  
 COMMONWEALTH BANK OFFICERS SUPERANNUATION CORPORATION PTY LIMITED  
 Commonwealth Custodial Services Pty Ltd  
 COMMONWEALTH DEVELOPMENT BANK OF AUSTRALIA PTY LIMITED  
 COMMONWEALTH FINANCIAL PLANNING LIMITED  
 COMMONWEALTH INSURANCE HOLDINGS LIMITED  
 COMMONWEALTH INSURANCE LIMITED  
 COMMONWEALTH INVESTMENTS PTY LIMITED  
 COMMONWEALTH PRIVATE LIMITED  
 COMMONWEALTH SECURITIES LIMITED  
 COMMWEALTH INTERNATIONAL HOLDINGS PTY LIMITED  
 COMSEC NOMINEES PTY LIMITED  
 CORE EQUITY SERVICES NOMINEES PTY LIMITED  
 COUNT FINANCIAL LIMITED  
 CRYSTAL AVENUE PTY LIMITED  
 CTB AUSTRALIA LIMITED  
 ELLAS CONTAINER SHIP COMPANY 1 PTY LIMITED  
 ELLAS CONTAINER SHIP COMPANY 2 PTY LIMITED  
 EMERALD HOLDING COMPANY PTY LIMITED  
 EQUIGROUP HOLDINGS PTY LIMITED  
 FINANCIAL WISDOM LIMITED  
 FINCONNECT (AUSTRALIA) PTY LTD  
 FIRST STATE CINDA FUND MANAGEMENT COMPANY LIMITED  
 First State European Diversified Infrastructure Sarl  
 First State Funds Plc  
 First State Global Umbrella Fund Public Limited Company  
 FIRST STATE INFRASTRUCTURE MANAGERS (INTERNATIONAL) LIMITED  
 First State Investment Management (UK) Limited  
 FIRST STATE INVESTMENT MANAGERS (ASIA) LIMITED  
 First State Investment Services (UK) Limited  
 FIRST STATE INVESTMENTS (HONG KONG) LIMITED  
 FIRST STATE INVESTMENTS (JAPAN) LIMITED  
 FIRST STATE INVESTMENTS (NZ) LIMITED  
 FIRST STATE INVESTMENTS (SINGAPORE)  
 First State Investments (UK Holdings) Limited  
 First State Investments (UK) Limited  
 FIRST STATE INVESTMENTS (US) LLC  
 First State Investments Fund Management Sarl  
 First State Investments GIP Management Sarl  
 FIRST STATE INVESTMENTS HOLDINGS (SINGAPORE) LIMITED  
 First State Investments ICVC  
 First State Investments International Inc  
 First State Investments International Limited  
 FIRST STATE NOMINEES (HONG KONG) LIMITED  
 FSIB LTD (formerly known as FIRST STATE INVESTMENTS (BERMUDA) LIMITED)  
 FSIC Limited (formerly known as First State

Investments (Cayman) Limited  
 GT USD FUNDING PTY LIMITED  
 HAZELWOOD INVESTMENT COMPANY PTY LIMITED  
 HOMEPAATH PTY LIMITED  
 INVERLOCH LEASING PTY LIMITED  
 INVESTMENT CUSTODIAL SERVICES LIMITED  
 INVESTORWEB.COM. PTY LIMITED  
 IWL BROKING SOLUTIONS PTY LIMITED  
 IWL PTY LIMITED  
 JACQUES MARTIN ADMINISTRATION AND CONSULTING PTY LTD  
 JACQUES MARTIN PTY. LTD.  
 LOFT NO 1 PTY LIMITED  
 LOFT NO 2 PTY LIMITED  
 LOFT NO.3 PTY LIMITED  
 MIS FUNDING NO.1 PTY LIMITED  
 MORTGAGE HOLDING TRUST COMPANY LIMITED  
 MTE DEBT VEHICLE PTY LTD  
 MTE LESSOR 1 PTY LTD  
 MTE LESSOR 2 PTY LTD  
 MTE LESSOR 3 PTY LTD  
 MTE LESSOR 4 PTY LTD  
 MTE LESSOR 5 PTY LTD  
 MTE NOMINEE PARTNER PTY LTD  
 NETSHARE NOMINEES PTY LTD  
 NEWPORT LIMITED  
 NEWSHELF 1314 (PTY) LTD  
 NEWSHELF 1315 (PTY) LTD  
 NIMITZ NOMINEES PTY LIMITED  
 ORE & OVERBURDEN PTY LIMITED  
 PREFERRED CAPITAL PTY LIMITED  
 PREMIUM ALTERNATIVE INVESTMENTS PTY LIMITED  
 PREMIUM CUSTODY SERVICES PTY LTD  
 PREMIUM PLANTATIONS PTY LIMITED  
 PREMIUM PLANTATIONS SERVICES PTY LTD  
 PT BANK COMMONWEALTH  
 PT COMMONWEALTH LIFE  
 PT FIRST STATE INVESTMENTS INDONESIA QILU BANK CO. LTD.  
 REALINDEX INVESTMENTS PTY LIMITED  
 RELIANCE ACHIEVER PTY LIMITED  
 RESIDENTIAL MORTGAGE GROUP PTY LTD  
 ROCK & RUBBLE (DEBT VEHICLE) PTY LIMITED  
 ROCK & RUBBLE (EXISTING) PTY LIMITED  
 ROCK & RUBBLE (NEW) PTY LIMITED  
 SAF MINING NO.2 PTY LIMITED  
 SAF Mining No1 Pty Limited  
 SAFE NO1 PTY LTD  
 SAFE NO19 PTY LIMITED  
 SAFE NO2 PTY LTD  
 SAFE NO20 PTY LIMITED  
 SAFE NO3 PTY LTD  
 SAFE NO4 PTY LIMITED  
 SAFE NO9 PTY LIMITED  
 SAFE USD HOLDINGS PTY LTD  
 SBN NOMINEES PTY. LIMITED  
 SECURITISATION ADVISORY SERVICES PTY. LIMITED  
 SECURITISATION MANAGEMENT SERVICES LIMITED  
 SECURITY HOLDING INVESTMENT ENTITY LINKING DEALS LIMITED  
 SENBARY PTY LIMITED  
 SHARE DIRECT NOMINEES PTY LIMITED  
 SHARE INVESTMENTS PTY LIMITED  
 SI Holdings Limited  
 SIF RAILWAY NO.1 PTY LIMITED (IN LIQUIDATION)  
 SIF RAILWAY NO.2 PTY LIMITED (IN LIQUIDATION)  
 SOVEREIGN ASSURANCE COMPANY LIMITED  
 SOVEREIGN SERVICES LIMITED  
 SOVEREIGN SUPERANNUATION FUNDS LIMITED  
 SOVEREIGN SUPERANNUATION TRUSTEES LIMITED  
 ST ANDREW'S AUSTRALIA PTY LTD  
 STATE NOMINEES LTD  
 SWAN SECURITISATION FINANCE PTY LIMITED (IN LIQUIDATION)  
 SWAN SECURITISATION INVESTMENTS PTY LTD (IN LIQUIDATION)  
 T.W. CUSTODIANS LIMITED  
 TANKSTREAM RAIL (BY - 1) PTY LIMITED  
 TANKSTREAM RAIL (BY - 2) PTY LIMITED  
 TANKSTREAM RAIL (BY - 3) PTY LIMITED  
 TANKSTREAM RAIL (BY - 4) PTY LIMITED  
 TANKSTREAM RAIL (SW - 1) PTY LIMITED  
 TANKSTREAM RAIL (SW - 2) PTY LIMITED  
 TANKSTREAM RAIL (SW - 3) PTY LIMITED  
 TANKSTREAM RAIL (SW - 4) PTY LIMITED  
 TANKSTREAM RAIL (VICTORIA) PTY LIMITED  
 THE COLONIAL MUTUAL LIFE ASSURANCE SOCIETY LIMITED  
 TOTAL KEEN INVESTMENT LIMITED  
 TYME CAPITAL PROPRIETARY LIMITED  
 TYME INFIELD PROPRIETARY LIMITED (formerly know as EDGE FIELD MARKETING PROPRIETARY LTD)  
 TYME INTELLECTUAL PROPERTIES PROPRIETARY LIMITED  
 TYME INVESTMENTS PROPRIETARY LIMITED  
 TYME TECHNICAL SOLUTIONS PROPRIETARY LIMITED  
 VATOSCAN PROPRIETARY LIMITED  
 VH-VZF PTY LTD  
 VH-VZG PTY LTD  
 VH-VZH PTY LTD  
 VIETNAM INTERNATIONAL BANK (VIETNAM INTERNATIONAL COMMERCIAL JOINT STOCK BANK)  
 VIPRO PTY LIMITED  
 WESTSIDE PROPERTIES LIMITED

**Annexure B**

This is annexure B referred to in Form 603, Notice of initial substantial holder dated **14/11/2016**



Carla Collingwood Company Secretary Dated the 17 November 2016

Colonial First State Asset Management (Australia) Limited ACN 114 194 311

Holder of relevant interest	Date of acquisition	Consideration Cash	Consideration Non-Cash	Class and number of securities
Colonial First State Asset Management (Australia) Limited ACN 114 194 311	Tuesday, 2 August 2016	9,831.36		912 Ordinary shares
Colonial First State Asset Management (Australia) Limited ACN 114 194 311	Thursday, 1 September 2016	16,265.80		1,948 Ordinary shares
Colonial First State Asset Management (Australia) Limited ACN 114 194 311	Tuesday, 20 September 2016	N/A		6,977 Ordinary shares (borrowed from UBS AG (Agreement 10) , see Annexure C)
Colonial First State Asset Management (Australia) Limited ACN 114 194 311	Thursday, 22 September 2016	N/A		6,336 Ordinary shares (borrowed from UBS AG (Agreement 10) , see Annexure C)
Colonial First State Asset Management (Australia) Limited ACN 114 194 311	Friday, 23 September 2016	N/A		6,060 Ordinary shares (borrowed from UBS AG (Agreement 10) , see Annexure C)
Colonial First State Asset Management (Australia) Limited ACN 114 194 311	Tuesday, 27 September 2016	N/A		1,141 Ordinary shares (borrowed from UBS AG (Agreement 10) , see Annexure C)
Colonial First State Asset Management (Australia) Limited ACN 114 194 311	Thursday, 29 September 2016	N/A		4,679 Ordinary shares (borrowed from UBS AG (Agreement 10) , see Annexure C)
Colonial First State Asset Management (Australia) Limited ACN 114 194 311	Tuesday, 4 October 2016	N/A		5,421 Ordinary shares (borrowed from UBS AG (Agreement 10) , see Annexure C)
Colonial First State Asset Management (Australia) Limited ACN 114 194 311	Thursday, 6 October 2016	N/A		5,371 Ordinary shares (borrowed from UBS AG (Agreement 10) , see Annexure C)

114 194 311				Annexure C)
Colonial First State Asset Management (Australia) Limited ACN 114 194 311	Monday, 17 October 2016	N/A		4,449 Ordinary shares (borrowed from UBS AG (Agreement 10) , see Annexure C)
Colonial First State Asset Management (Australia) Limited ACN 114 194 311	Wednesday, 19 October 2016	N/A		4,800 Ordinary shares (borrowed from UBS AG (Agreement 10) , see Annexure C)
Colonial First State Asset Management (Australia) Limited ACN 114 194 311	Tuesday, 25 October 2016	N/A		6,364 Ordinary shares (borrowed from UBS AG (Agreement 10) , see Annexure C)
Colonial First State Asset Management (Australia) Limited ACN 114 194 311	Monday, 31 October 2016	N/A		12,102 Ordinary shares (borrowed from UBS AG (Agreement 10) , see Annexure C)
Colonial First State Asset Management (Australia) Limited ACN 114 194 311	Wednesday, 2 November 2016	N/A		4,673 Ordinary shares (borrowed from UBS AG (Agreement 10) , see Annexure C)
Colonial First State Asset Management (Australia) Limited ACN 114 194 311	Monday, 7 November 2016	N/A		2,837 Ordinary shares (borrowed from UBS AG (Agreement 10) , see Annexure C)
Colonial First State Asset Management (Australia) Limited ACN 114 194 311	Friday, 22 July 2016	126,491.60		13,660 Ordinary shares
Colonial First State Asset Management (Australia) Limited ACN 114 194 311	Wednesday, 13 July 2016	8,980.01		1,031 Ordinary shares
Colonial First State Asset Management (Australia) Limited ACN 114 194 311	Friday, 15 July 2016	6,086.82		687 Ordinary shares
Colonial First State Asset Management (Australia) Limited ACN 114 194 311	Friday, 12 August 2016	55,603.60		5,032 Ordinary shares
Colonial First State Asset Management (Australia) Limited ACN 114 194 311	Thursday, 25 August 2016	17,159.20		1,928 Ordinary shares
Colonial First State Asset Management	Wednesday, 7	11,076.52		1,253 Ordinary shares

(Australia) Limited ACN 114 194 311	September 2016			
Colonial First State Asset Management (Australia) Limited ACN 114 194 311	Thursday, 15 September 2016	6,173.57		781 Ordinary shares
Colonial First State Asset Management (Australia) Limited ACN 114 194 311	Wednesday, 5 October 2016	72,969.12		8,001 Ordinary shares
Colonial First State Asset Management (Australia) Limited ACN 114 194 311	Friday, 28 October 2016	9,209.20		1,001 Ordinary shares
Colonial First State Asset Management (Australia) Limited ACN 114 194 311	Tuesday, 26 July 2016	10,799.88		1,092 Ordinary shares
Colonial First State Asset Management (Australia) Limited ACN 114 194 311	Wednesday, 24 August 2016	10,201.56		1,126 Ordinary shares
Colonial First State Asset Management (Australia) Limited ACN 114 194 311	Thursday, 6 October 2016	10,548.72		1,176 Ordinary shares
Colonial First State Asset Management (Australia) Limited ACN 114 194 311	Friday, 21 October 2016	N/A		22,921 Ordinary shares (borrowed from Citigroup Global Markets Limited (Agreement 2), see Annexure C)
Colonial First State Asset Management (Australia) Limited ACN 114 194 311	Wednesday, 24 August 2016	7,411.08		818 Ordinary shares
Colonial First State Asset Management (Australia) Limited ACN 114 194 311	Wednesday, 5 October 2016	10,506.24		1,152 Ordinary shares

Colonial First State Investments Limited (Note 1) ACN 002 348 352

Holder of relevant interest	Date of acquisition	Consideration Cash	Consideration Non- Cash	Class and number of securities
Colonial First State Investments Limited (Note 1) ACN 002 348	Monday, 17 October 2016	N/A		16,346 Ordinary shares (borrowed from UBS AG (Agreement 2), see



352				Annexure C)
Colonial First State Investments Limited (Note 1) ACN 002 348 352	Monday, 31 October 2016	N/A		5,927 Ordinary shares (borrowed from UBS AG (Agreement 2), see Annexure C)
Colonial First State Investments Limited (Note 1) ACN 002 348 352	Wednesday, 2 November 2016	N/A		36,535 Ordinary shares (borrowed from UBS AG (Agreement 2), see Annexure C)
Colonial First State Investments Limited (Note 1) ACN 002 348 352	Monday, 7 November 2016	N/A		15,866 Ordinary shares (borrowed from UBS AG (Agreement 2), see Annexure C)
Colonial First State Investments Limited (Note 1) ACN 002 348 352	Tuesday, 23 August 2016	523,140.28		54,808 Ordinary shares
Colonial First State Investments Limited (Note 1) ACN 002 348 352	Thursday, 25 August 2016	185,622.40		20,777 Ordinary shares
Colonial First State Investments Limited (Note 1) ACN 002 348 352	Monday, 29 August 2016	668,999.61		75,372 Ordinary shares
Colonial First State Investments Limited (Note 1) ACN 002 348 352	Tuesday, 30 August 2016	180,183.63		20,435 Ordinary shares
Colonial First State Investments Limited (Note 1) ACN 002 348 352	Monday, 14 November 2016	1,531,402.63		151,543 Ordinary shares
Colonial First State Investments Limited (Note 1) ACN 002 348 352	Tuesday, 2 August 2016	312,012.15		29,036 Ordinary shares
Colonial First State Investments Limited (Note 1) ACN 002 348 352	Wednesday, 3 August 2016	418,794.26		38,736 Ordinary shares
Colonial First State Investments Limited (Note 1) ACN 002 348 352	Friday, 30 September 2016	364,834.63		40,130 Ordinary shares
Colonial First State Investments Limited	Tuesday, 8 November	17,249.05		1,911 Ordinary shares

(Note 1) ACN 002 348 352	2016			
Colonial First State Investments Limited (Note 1) ACN 002 348 352	Thursday, 10 November 2016	359,995.34		37,171 Ordinary shares
Colonial First State Investments Limited (Note 1) ACN 002 348 352	Friday, 11 November 2016	216,924.22		21,746 Ordinary shares

Avanteos Investments Limited ACN 096 259 979

Holder of relevant interest	Date of acquisition	Consideration Cash	Consideration Non- Cash	Class and number of securities
Avanteos Investments Limited ACN 096 259 979	Thursday, 15 September 2016	1,679.15		215 Ordinary shares
Avanteos Investments Limited ACN 096 259 979	Tuesday, 6 September 2016	5,649.60		660 Ordinary shares
Avanteos Investments Limited ACN 096 259 979	Wednesday, 7 September 2016	3,784.00		440 Ordinary shares
Avanteos Investments Limited ACN 096 259 979	Monday, 12 September 2016	2,491.65		315 Ordinary shares
Avanteos Investments Limited ACN 096 259 979	Monday, 12 September 2016	1,998.36		252 Ordinary shares
Avanteos Investments Limited ACN 096 259 979	Monday, 12 September 2016	5,037.12		636 Ordinary shares
Avanteos Investments Limited ACN 096 259 979	Wednesday, 14 September 2016	3,194.29		409 Ordinary shares
Avanteos Investments Limited ACN 096 259 979	Thursday, 15 September 2016	3,021.33		381 Ordinary shares
Avanteos Investments Limited ACN 096 259 979	Monday, 19 September 2016	2,630.25		315 Ordinary shares
Avanteos Investments Limited ACN 096 259	Thursday, 13 October	3,771.90		381 Ordinary shares

979	2016			
-----	------	--	--	--

Realindex Investments Pty Limited ACN 133 312 017

Holder of relevant interest	Date of acquisition	Consideration Cash	Consideration Non-Cash	Class and number of securities
Realindex Investments Pty Limited ACN 133 312 017	Wednesday, 7 September 2016	60,775.00		6,875 Ordinary shares
Realindex Investments Pty Limited ACN 133 312 017	Wednesday, 5 October 2016	47,998.56		5,263 Ordinary shares
Realindex Investments Pty Limited ACN 133 312 017	Tuesday, 11 October 2016	29,749.50		3,005 Ordinary shares
Realindex Investments Pty Limited ACN 133 312 017	Friday, 30 September 2016	48,296.52		5,319 Ordinary shares
Realindex Investments Pty Limited ACN 133 312 017	Monday, 10 October 2016	91,199.57		9,989 Ordinary shares
Realindex Investments Pty Limited ACN 133 312 017	Tuesday, 11 October 2016	115,483.50		11,665 Ordinary shares
Realindex Investments Pty Limited ACN 133 312 017	Friday, 14 October 2016	59,569.98		6,091 Ordinary shares
Realindex Investments Pty Limited ACN 133 312 017	Friday, 22 July 2016	266,558.36		28,786 Ordinary shares
Realindex Investments Pty Limited ACN 133 312 017	Tuesday, 26 July 2016	163,671.97		17,463 Ordinary shares
Realindex Investments Pty Limited ACN 133 312 017	Wednesday, 27 July 2016	47,258.58		4,807 Ordinary shares
Realindex Investments Pty Limited ACN 133 312 017	Wednesday, 7 September 2016	9,087.52		1,028 Ordinary shares
Realindex Investments Pty Limited ACN 133 312 017	Wednesday, 7 September 2016	184,269.80		20,845 Ordinary shares

Realindex Investments Pty Limited ACN 133 312 017	Thursday, 22 September 2016	162,482.04		17,934 Ordinary shares
Realindex Investments Pty Limited ACN 133 312 017	Friday, 21 October 2016	262,341.22		26,712 Ordinary shares
Realindex Investments Pty Limited ACN 133 312 017	Monday, 31 October 2016	42,704.24		4,582 Ordinary shares
Realindex Investments Pty Limited ACN 133 312 017	Friday, 11 November 2016	744,881.54		73,417 Ordinary shares

CBA Markets Limited ACN 003 485 952

Holder of relevant interest	Date of acquisition	Consideration Cash	Consideration Non-Cash	Class and number of securities
CBA Markets Limited ACN 003 485 952	Wednesday, 13 July 2016	N/A		68,670 Ordinary shares (borrowed from Barclays Capital Securities Ltd, see Annexure C)
CBA Markets Limited ACN 003 485 952	Thursday, 14 July 2016	N/A		89,151 Ordinary shares (borrowed from Barclays Capital Securities Ltd, see Annexure C)
CBA Markets Limited ACN 003 485 952	Friday, 15 July 2016	N/A		27,157 Ordinary shares (borrowed from Barclays Capital Securities Ltd, see Annexure C)
CBA Markets Limited ACN 003 485 952	Monday, 18 July 2016	N/A		26,542 Ordinary shares (borrowed from Barclays Capital Securities Ltd, see Annexure C)
CBA Markets Limited ACN 003 485 952	Tuesday, 19 July 2016	N/A		9,002 Ordinary shares (borrowed from Barclays Capital Securities Ltd, see Annexure C)
CBA Markets Limited ACN 003 485 952	Wednesday, 20 July 2016	N/A		9,002 Ordinary shares (borrowed from Barclays Capital Securities Ltd, see Annexure C)
CBA Markets Limited ACN 003 485 952	Thursday, 21 July 2016	N/A		9,002 Ordinary shares (borrowed from Barclays Capital Securities Ltd, see Annexure C)

CBA Markets Limited ACN 003 485 952	Friday, 22 July 2016	N/A		30,311 Ordinary shares (borrowed from Barclays Capital Securities Ltd, see Annexure C)
CBA Markets Limited ACN 003 485 952	Friday, 29 July 2016	N/A		58,473 Ordinary shares (borrowed from Barclays Capital Securities Ltd, see Annexure C)
CBA Markets Limited ACN 003 485 952	Monday, 1 August 2016	N/A		58,473 Ordinary shares (borrowed from Barclays Capital Securities Ltd, see Annexure C)
CBA Markets Limited ACN 003 485 952	Tuesday, 2 August 2016	N/A		58,473 Ordinary shares (borrowed from Barclays Capital Securities Ltd, see Annexure C)
CBA Markets Limited ACN 003 485 952	Wednesday, 3 August 2016	N/A		800 Ordinary shares (borrowed from Barclays Capital Securities Ltd, see Annexure C)
CBA Markets Limited ACN 003 485 952	Thursday, 4 August 2016	N/A		81,866 Ordinary shares (borrowed from Barclays Capital Securities Ltd, see Annexure C)
CBA Markets Limited ACN 003 485 952	Friday, 5 August 2016	N/A		122,204 Ordinary shares (borrowed from Barclays Capital Securities Ltd, see Annexure C)
CBA Markets Limited ACN 003 485 952	Monday, 8 August 2016	N/A		55,579 Ordinary shares (borrowed from Barclays Capital Securities Ltd, see Annexure C)
CBA Markets Limited ACN 003 485 952	Tuesday, 9 August 2016	N/A		93,423 Ordinary shares (borrowed from Barclays Capital Securities Ltd, see Annexure C)
CBA Markets Limited ACN 003 485 952	Wednesday, 10 August 2016	N/A		17,336 Ordinary shares (borrowed from Barclays Capital Securities Ltd, see Annexure C)
CBA Markets Limited ACN 003 485 952	Thursday, 11 August 2016	N/A		11,989 Ordinary shares (borrowed from Barclays Capital Securities Ltd, see Annexure C)
CBA Markets Limited ACN 003 485 952	Friday, 12 August 2016	N/A		133,430 Ordinary shares (borrowed from Barclays Capital Securities Ltd,

				see Annexure C)
CBA Markets Limited ACN 003 485 952	Monday, 15 August 2016	N/A		172,417 Ordinary shares (borrowed from Barclays Capital Securities Ltd, see Annexure C)
CBA Markets Limited ACN 003 485 952	Tuesday, 16 August 2016	N/A		47,076 Ordinary shares (borrowed from Barclays Capital Securities Ltd, see Annexure C)
CBA Markets Limited ACN 003 485 952	Wednesday, 17 August 2016	N/A		58,036 Ordinary shares (borrowed from Barclays Capital Securities Ltd, see Annexure C)
CBA Markets Limited ACN 003 485 952	Friday, 19 August 2016	N/A		144,882 Ordinary shares (borrowed from Barclays Capital Securities Ltd, see Annexure C)
CBA Markets Limited ACN 003 485 952	Tuesday, 23 August 2016	N/A		149,161 Ordinary shares (borrowed from Barclays Capital Securities Ltd, see Annexure C)
CBA Markets Limited ACN 003 485 952	Monday, 29 August 2016	N/A		84,702 Ordinary shares (borrowed from Barclays Capital Securities Ltd, see Annexure C)
CBA Markets Limited ACN 003 485 952	Tuesday, 30 August 2016	N/A		81,528 Ordinary shares (borrowed from Barclays Capital Securities Ltd, see Annexure C)
CBA Markets Limited ACN 003 485 952	Friday, 2 September 2016	N/A		73,904 Ordinary shares (borrowed from Barclays Capital Securities Ltd, see Annexure C)
CBA Markets Limited ACN 003 485 952	Monday, 5 September 2016	N/A		73,904 Ordinary shares (borrowed from Barclays Capital Securities Ltd, see Annexure C)
CBA Markets Limited ACN 003 485 952	Wednesday, 14 September 2016	N/A		44,488 Ordinary shares (borrowed from Barclays Capital Securities Ltd, see Annexure C)
CBA Markets Limited ACN 003 485 952	Thursday, 15 September 2016	N/A		24,718 Ordinary shares (borrowed from Barclays Capital Securities Ltd, see Annexure C)
CBA Markets Limited	Friday, 16 September	N/A		24,315 Ordinary shares (borrowed from Barclays

ACN 003 485 952	2016			Capital Securities Ltd, see Annexure C)
CBA Markets Limited ACN 003 485 952	Monday, 19 September 2016	N/A		24,315 Ordinary shares (borrowed from Barclays Capital Securities Ltd, see Annexure C)
CBA Markets Limited ACN 003 485 952	Tuesday, 20 September 2016	N/A		20,250 Ordinary shares (borrowed from Barclays Capital Securities Ltd, see Annexure C)
CBA Markets Limited ACN 003 485 952	Wednesday, 21 September 2016	N/A		15,813 Ordinary shares (borrowed from Barclays Capital Securities Ltd, see Annexure C)
CBA Markets Limited ACN 003 485 952	Thursday, 22 September 2016	N/A		15,813 Ordinary shares (borrowed from Barclays Capital Securities Ltd, see Annexure C)
CBA Markets Limited ACN 003 485 952	Friday, 23 September 2016	N/A		15,813 Ordinary shares (borrowed from Barclays Capital Securities Ltd, see Annexure C)
CBA Markets Limited ACN 003 485 952	Monday, 26 September 2016	N/A		24,717 Ordinary shares (borrowed from Barclays Capital Securities Ltd, see Annexure C)
CBA Markets Limited ACN 003 485 952	Tuesday, 27 September 2016	N/A		41,465 Ordinary shares (borrowed from Barclays Capital Securities Ltd, see Annexure C)
CBA Markets Limited ACN 003 485 952	Wednesday, 28 September 2016	N/A		41,465 Ordinary shares (borrowed from Barclays Capital Securities Ltd, see Annexure C)
CBA Markets Limited ACN 003 485 952	Thursday, 29 September 2016	N/A		52,813 Ordinary shares (borrowed from Barclays Capital Securities Ltd, see Annexure C)
CBA Markets Limited ACN 003 485 952	Monday, 3 October 2016	N/A		101,855 Ordinary shares (borrowed from Barclays Capital Securities Ltd, see Annexure C)
CBA Markets Limited ACN 003 485 952	Tuesday, 4 October 2016	N/A		29,585 Ordinary shares (borrowed from Barclays Capital Securities Ltd, see Annexure C)

CBA Markets Limited ACN 003 485 952	Wednesday, 5 October 2016	N/A		27,254 Ordinary shares (borrowed from Barclays Capital Securities Ltd, see Annexure C)
CBA Markets Limited ACN 003 485 952	Thursday, 6 October 2016	N/A		21,514 Ordinary shares (borrowed from Barclays Capital Securities Ltd, see Annexure C)
CBA Markets Limited ACN 003 485 952	Friday, 7 October 2016	N/A		21,514 Ordinary shares (borrowed from Barclays Capital Securities Ltd, see Annexure C)
CBA Markets Limited ACN 003 485 952	Tuesday, 11 October 2016	N/A		29,357 Ordinary shares (borrowed from Barclays Capital Securities Ltd, see Annexure C)
CBA Markets Limited ACN 003 485 952	Friday, 14 October 2016	N/A		25,305 Ordinary shares (borrowed from Barclays Capital Securities Ltd, see Annexure C)
CBA Markets Limited ACN 003 485 952	Monday, 17 October 2016	N/A		23,084 Ordinary shares (borrowed from Barclays Capital Securities Ltd, see Annexure C)
CBA Markets Limited ACN 003 485 952	Tuesday, 18 October 2016	N/A		23,084 Ordinary shares (borrowed from Barclays Capital Securities Ltd, see Annexure C)
CBA Markets Limited ACN 003 485 952	Wednesday, 19 October 2016	N/A		23,084 Ordinary shares (borrowed from Barclays Capital Securities Ltd, see Annexure C)
CBA Markets Limited ACN 003 485 952	Thursday, 20 October 2016	N/A		23,084 Ordinary shares (borrowed from Barclays Capital Securities Ltd, see Annexure C)
CBA Markets Limited ACN 003 485 952	Friday, 21 October 2016	N/A		37,559 Ordinary shares (borrowed from Barclays Capital Securities Ltd, see Annexure C)
CBA Markets Limited ACN 003 485 952	Monday, 24 October 2016	N/A		31,349 Ordinary shares (borrowed from Barclays Capital Securities Ltd, see Annexure C)
CBA Markets Limited ACN 003 485 952	Tuesday, 25 October 2016	N/A		21,655 Ordinary shares (borrowed from Barclays Capital Securities Ltd,



				see Annexure C)
CBA Markets Limited ACN 003 485 952	Wednesday, 26 October 2016	N/A		21,185 Ordinary shares (borrowed from Barclays Capital Securities Ltd, see Annexure C)
CBA Markets Limited ACN 003 485 952	Thursday, 27 October 2016	N/A		15,792 Ordinary shares (borrowed from Barclays Capital Securities Ltd, see Annexure C)
CBA Markets Limited ACN 003 485 952	Thursday, 10 November 2016	N/A		12,856 Ordinary shares (borrowed from Barclays Capital Securities Ltd, see Annexure C)
CBA Markets Limited ACN 003 485 952	Friday, 11 November 2016	N/A		7,450 Ordinary shares (borrowed from Barclays Capital Securities Ltd, see Annexure C)
CBA Markets Limited ACN 003 485 952	Monday, 14 November 2016	N/A		7,894 Ordinary shares (borrowed from Barclays Capital Securities Ltd, see Annexure C)
CBA Markets Limited ACN 003 485 952	Tuesday, 19 July 2016	317.88		36 Ordinary shares
CBA Markets Limited ACN 003 485 952	Tuesday, 19 July 2016	4,609.26		522 Ordinary shares
CBA Markets Limited ACN 003 485 952	Tuesday, 19 July 2016	2,004.75		225 Ordinary shares
CBA Markets Limited ACN 003 485 952	Tuesday, 19 July 2016	1,679.60		190 Ordinary shares
CBA Markets Limited ACN 003 485 952	Tuesday, 19 July 2016	397.35		45 Ordinary shares
CBA Markets Limited ACN 003 485 952	Tuesday, 19 July 2016	1,589.40		180 Ordinary shares
CBA Markets Limited ACN 003 485 952	Tuesday, 19 July 2016	1,984.50		225 Ordinary shares
CBA Markets Limited ACN 003 485 952	Tuesday, 19 July 2016	70.00		8 Ordinary shares
CBA Markets Limited ACN 003 485 952	Tuesday, 19 July 2016	70.64		8 Ordinary shares
CBA Markets Limited ACN 003 485 952	Wednesday, 20 July 2016	131.85		15 Ordinary shares

CBA Markets Limited ACN 003 485 952	Wednesday, 20 July 2016	1,296.00		150 Ordinary shares
CBA Markets Limited ACN 003 485 952	Wednesday, 20 July 2016	1,251.35		145 Ordinary shares
CBA Markets Limited ACN 003 485 952	Wednesday, 20 July 2016	1,166.40		135 Ordinary shares
CBA Markets Limited ACN 003 485 952	Wednesday, 20 July 2016	1,257.15		145 Ordinary shares
CBA Markets Limited ACN 003 485 952	Wednesday, 20 July 2016	1,905.20		220 Ordinary shares
CBA Markets Limited ACN 003 485 952	Wednesday, 20 July 2016	1,771.20		205 Ordinary shares
CBA Markets Limited ACN 003 485 952	Wednesday, 20 July 2016	1,562.40		180 Ordinary shares
CBA Markets Limited ACN 003 485 952	Wednesday, 20 July 2016	1,430.55		165 Ordinary shares
CBA Markets Limited ACN 003 485 952	Wednesday, 20 July 2016	417.12		48 Ordinary shares
CBA Markets Limited ACN 003 485 952	Wednesday, 20 July 2016	1,406.16		162 Ordinary shares
CBA Markets Limited ACN 003 485 952	Wednesday, 20 July 2016	871.63		101 Ordinary shares
CBA Markets Limited ACN 003 485 952	Wednesday, 20 July 2016	250.27		29 Ordinary shares
CBA Markets Limited ACN 003 485 952	Wednesday, 20 July 2016	595.47		69 Ordinary shares
CBA Markets Limited ACN 003 485 952	Wednesday, 20 July 2016	267.53		31 Ordinary shares
CBA Markets Limited ACN 003 485 952	Wednesday, 20 July 2016	26.04		3 Ordinary shares
CBA Markets Limited ACN 003 485 952	Wednesday, 20 July 2016	2,898.36		332 Ordinary shares
CBA Markets Limited ACN 003 485 952	Wednesday, 20 July 2016	1,964.25		225 Ordinary shares
CBA Markets Limited ACN 003 485 952	Wednesday, 20 July 2016	1,968.75		225 Ordinary shares
CBA Markets Limited	Wednesday, 20 July	288.75		33 Ordinary shares

ACN 003 485 952	2016			
CBA Markets Limited ACN 003 485 952	Wednesday, 20 July 2016	376.25		43 Ordinary shares
CBA Markets Limited ACN 003 485 952	Thursday, 21 July 2016	1,964.60		220 Ordinary shares
CBA Markets Limited ACN 003 485 952	Thursday, 21 July 2016	141.44		16 Ordinary shares
CBA Markets Limited ACN 003 485 952	Thursday, 21 July 2016	2,992.64		334 Ordinary shares
CBA Markets Limited ACN 003 485 952	Thursday, 21 July 2016	8.96		1 Ordinary shares
CBA Markets Limited ACN 003 485 952	Thursday, 21 July 2016	841.30		94 Ordinary shares
CBA Markets Limited ACN 003 485 952	Thursday, 21 July 2016	2,178.92		244 Ordinary shares
CBA Markets Limited ACN 003 485 952	Thursday, 21 July 2016	947.64		106 Ordinary shares
CBA Markets Limited ACN 003 485 952	Thursday, 21 July 2016	2,351.22		263 Ordinary shares
CBA Markets Limited ACN 003 485 952	Thursday, 21 July 2016	553.66		62 Ordinary shares
CBA Markets Limited ACN 003 485 952	Thursday, 21 July 2016	1,705.63		191 Ordinary shares
CBA Markets Limited ACN 003 485 952	Thursday, 21 July 2016	258.39		29 Ordinary shares
CBA Markets Limited ACN 003 485 952	Thursday, 21 July 2016	35.60		4 Ordinary shares
CBA Markets Limited ACN 003 485 952	Thursday, 21 July 2016	1,922.40		216 Ordinary shares
CBA Markets Limited ACN 003 485 952	Thursday, 21 July 2016	186.69		21 Ordinary shares
CBA Markets Limited ACN 003 485 952	Thursday, 21 July 2016	1,783.04		199 Ordinary shares
CBA Markets Limited ACN 003 485 952	Thursday, 21 July 2016	1,977.80		220 Ordinary shares
CBA Markets Limited ACN 003 485 952	Thursday, 21 July 2016	4,813.27		539 Ordinary shares

CBA Markets Limited ACN 003 485 952	Thursday, 21 July 2016	10,233.78		1,146 Ordinary shares
CBA Markets Limited ACN 003 485 952	Thursday, 21 July 2016	2,759.37		309 Ordinary shares
CBA Markets Limited ACN 003 485 952	Thursday, 21 July 2016	160.74		18 Ordinary shares
CBA Markets Limited ACN 003 485 952	Thursday, 21 July 2016	901.93		101 Ordinary shares
CBA Markets Limited ACN 003 485 952	Thursday, 21 July 2016	62.51		7 Ordinary shares
CBA Markets Limited ACN 003 485 952	Thursday, 21 July 2016	35,809.30		4,010 Ordinary shares
CBA Markets Limited ACN 003 485 952	Thursday, 21 July 2016	2,259.29		253 Ordinary shares
CBA Markets Limited ACN 003 485 952	Thursday, 21 July 2016	1,464.52		164 Ordinary shares
CBA Markets Limited ACN 003 485 952	Thursday, 21 July 2016	12,850.27		1,439 Ordinary shares
CBA Markets Limited ACN 003 485 952	Thursday, 21 July 2016	232.18		26 Ordinary shares
CBA Markets Limited ACN 003 485 952	Thursday, 21 July 2016	11,671.51		1,307 Ordinary shares
CBA Markets Limited ACN 003 485 952	Thursday, 21 July 2016	785.84		88 Ordinary shares
CBA Markets Limited ACN 003 485 952	Thursday, 21 July 2016	455.43		51 Ordinary shares
CBA Markets Limited ACN 003 485 952	Thursday, 21 July 2016	2,812.95		315 Ordinary shares
CBA Markets Limited ACN 003 485 952	Friday, 22 July 2016	1,980.00		220 Ordinary shares
CBA Markets Limited ACN 003 485 952	Friday, 22 July 2016	2,993.10		330 Ordinary shares
CBA Markets Limited ACN 003 485 952	Friday, 22 July 2016	1,993.20		220 Ordinary shares
CBA Markets Limited ACN 003 485 952	Friday, 22 July 2016	1,307.90		145 Ordinary shares
CBA Markets Limited	Friday, 22 July 2016	9.04		1 Ordinary shares

ACN 003 485 952				
CBA Markets Limited ACN 003 485 952	Friday, 22 July 2016	670.44		74 Ordinary shares
CBA Markets Limited ACN 003 485 952	Friday, 22 July 2016	191.10		21 Ordinary shares
CBA Markets Limited ACN 003 485 952	Friday, 22 July 2016	1,824.83		199 Ordinary shares
CBA Markets Limited ACN 003 485 952	Friday, 22 July 2016	1,986.60		215 Ordinary shares
CBA Markets Limited ACN 003 485 952	Friday, 22 July 2016	1,988.75		215 Ordinary shares
CBA Markets Limited ACN 003 485 952	Monday, 25 July 2016	594.72		63 Ordinary shares
CBA Markets Limited ACN 003 485 952	Monday, 25 July 2016	1,387.68		147 Ordinary shares
CBA Markets Limited ACN 003 485 952	Monday, 25 July 2016	160.14		17 Ordinary shares
CBA Markets Limited ACN 003 485 952	Monday, 25 July 2016	1,814.20		193 Ordinary shares
CBA Markets Limited ACN 003 485 952	Monday, 25 July 2016	1,965.60		210 Ordinary shares
CBA Markets Limited ACN 003 485 952	Monday, 25 July 2016	1,942.50		210 Ordinary shares
CBA Markets Limited ACN 003 485 952	Monday, 25 July 2016	1,904.45		205 Ordinary shares
CBA Markets Limited ACN 003 485 952	Monday, 25 July 2016	1,997.35		215 Ordinary shares
CBA Markets Limited ACN 003 485 952	Monday, 25 July 2016	9.30		1 Ordinary shares
CBA Markets Limited ACN 003 485 952	Monday, 25 July 2016	1,988.06		214 Ordinary shares
CBA Markets Limited ACN 003 485 952	Monday, 25 July 2016	1,999.50		215 Ordinary shares
CBA Markets Limited ACN 003 485 952	Monday, 25 July 2016	2,003.80		215 Ordinary shares
CBA Markets Limited ACN 003 485 952	Monday, 25 July 2016	572.18		61 Ordinary shares

CBA Markets Limited ACN 003 485 952	Monday, 25 July 2016	1,399.11		149 Ordinary shares
CBA Markets Limited ACN 003 485 952	Monday, 25 July 2016	1,499.37		159 Ordinary shares
CBA Markets Limited ACN 003 485 952	Monday, 25 July 2016	481.95		51 Ordinary shares
CBA Markets Limited ACN 003 485 952	Monday, 25 July 2016	1,986.60		210 Ordinary shares
CBA Markets Limited ACN 003 485 952	Monday, 25 July 2016	664.30		70 Ordinary shares
CBA Markets Limited ACN 003 485 952	Monday, 25 July 2016	3,716.70		390 Ordinary shares
CBA Markets Limited ACN 003 485 952	Monday, 25 July 2016	4,107.43		431 Ordinary shares
CBA Markets Limited ACN 003 485 952	Monday, 25 July 2016	819.58		86 Ordinary shares
CBA Markets Limited ACN 003 485 952	Monday, 25 July 2016	438.38		46 Ordinary shares
CBA Markets Limited ACN 003 485 952	Tuesday, 26 July 2016	4,987.50		525 Ordinary shares
CBA Markets Limited ACN 003 485 952	Tuesday, 26 July 2016	656.20		68 Ordinary shares
CBA Markets Limited ACN 003 485 952	Tuesday, 26 July 2016	1,370.30		142 Ordinary shares
CBA Markets Limited ACN 003 485 952	Tuesday, 26 July 2016	1,831.50		185 Ordinary shares
CBA Markets Limited ACN 003 485 952	Tuesday, 26 July 2016	1,974.00		200 Ordinary shares
CBA Markets Limited ACN 003 485 952	Tuesday, 26 July 2016	1,968.00		200 Ordinary shares
CBA Markets Limited ACN 003 485 952	Tuesday, 26 July 2016	1,863.90		190 Ordinary shares
CBA Markets Limited ACN 003 485 952	Tuesday, 26 July 2016	1,916.85		195 Ordinary shares
CBA Markets Limited ACN 003 485 952	Tuesday, 26 July 2016	1,978.00		200 Ordinary shares
CBA Markets Limited	Tuesday, 26 July 2016	1,980.00		200 Ordinary shares

ACN 003 485 952				
CBA Markets Limited ACN 003 485 952	Tuesday, 26 July 2016	1,980.00		200 Ordinary shares
CBA Markets Limited ACN 003 485 952	Tuesday, 26 July 2016	328.02		33 Ordinary shares
CBA Markets Limited ACN 003 485 952	Tuesday, 26 July 2016	1,675.01		167 Ordinary shares
CBA Markets Limited ACN 003 485 952	Tuesday, 26 July 2016	699.66		69 Ordinary shares
CBA Markets Limited ACN 003 485 952	Tuesday, 26 July 2016	1,271.34		126 Ordinary shares
CBA Markets Limited ACN 003 485 952	Tuesday, 26 July 2016	1,951.95		195 Ordinary shares
CBA Markets Limited ACN 003 485 952	Tuesday, 26 July 2016	762.30		77 Ordinary shares
CBA Markets Limited ACN 003 485 952	Tuesday, 26 July 2016	1,167.02		118 Ordinary shares
CBA Markets Limited ACN 003 485 952	Tuesday, 26 July 2016	514.28		52 Ordinary shares
CBA Markets Limited ACN 003 485 952	Tuesday, 26 July 2016	1,454.84		148 Ordinary shares
CBA Markets Limited ACN 003 485 952	Wednesday, 27 July 2016	2,937.33		297 Ordinary shares
CBA Markets Limited ACN 003 485 952	Wednesday, 27 July 2016	2,067.01		209 Ordinary shares
CBA Markets Limited ACN 003 485 952	Wednesday, 27 July 2016	1,956.00		200 Ordinary shares
CBA Markets Limited ACN 003 485 952	Wednesday, 27 July 2016	1,966.00		200 Ordinary shares
CBA Markets Limited ACN 003 485 952	Wednesday, 27 July 2016	1,976.00		200 Ordinary shares
CBA Markets Limited ACN 003 485 952	Wednesday, 27 July 2016	1,970.00		200 Ordinary shares
CBA Markets Limited ACN 003 485 952	Wednesday, 27 July 2016	2,967.00		300 Ordinary shares
CBA Markets Limited ACN 003 485 952	Wednesday, 27 July 2016	2,976.00		300 Ordinary shares

CBA Markets Limited ACN 003 485 952	Wednesday, 27 July 2016	1,982.00		200 Ordinary shares
CBA Markets Limited ACN 003 485 952	Wednesday, 27 July 2016	1,992.00		200 Ordinary shares
CBA Markets Limited ACN 003 485 952	Wednesday, 27 July 2016	220.00		22 Ordinary shares
CBA Markets Limited ACN 003 485 952	Wednesday, 27 July 2016	1,790.68		178 Ordinary shares
CBA Markets Limited ACN 003 485 952	Wednesday, 27 July 2016	1,963.65		195 Ordinary shares
CBA Markets Limited ACN 003 485 952	Wednesday, 27 July 2016	1,955.85		195 Ordinary shares
CBA Markets Limited ACN 003 485 952	Wednesday, 27 July 2016	1,950.00		195 Ordinary shares
CBA Markets Limited ACN 003 485 952	Wednesday, 27 July 2016	860.86		86 Ordinary shares
CBA Markets Limited ACN 003 485 952	Wednesday, 27 July 2016	1,088.91		109 Ordinary shares
CBA Markets Limited ACN 003 485 952	Wednesday, 27 July 2016	859.14		86 Ordinary shares
CBA Markets Limited ACN 003 485 952	Wednesday, 27 July 2016	4,334.33		433 Ordinary shares
CBA Markets Limited ACN 003 485 952	Thursday, 28 July 2016	10.00		1 Ordinary shares
CBA Markets Limited ACN 003 485 952	Thursday, 28 July 2016	1,630.00		163 Ordinary shares
CBA Markets Limited ACN 003 485 952	Thursday, 28 July 2016	2,000.00		200 Ordinary shares
CBA Markets Limited ACN 003 485 952	Thursday, 28 July 2016	1,000.00		100 Ordinary shares
CBA Markets Limited ACN 003 485 952	Thursday, 28 July 2016	360.00		36 Ordinary shares
CBA Markets Limited ACN 003 485 952	Thursday, 28 July 2016	743.70		74 Ordinary shares
CBA Markets Limited ACN 003 485 952	Thursday, 28 July 2016	1,266.30		126 Ordinary shares
CBA Markets Limited	Thursday, 28 July 2016	1,981.20		195 Ordinary shares



ACN 003 485 952				
CBA Markets Limited ACN 003 485 952	Thursday, 28 July 2016	1,992.90		195 Ordinary shares
CBA Markets Limited ACN 003 485 952	Thursday, 28 July 2016	2,975.40		290 Ordinary shares
CBA Markets Limited ACN 003 485 952	Thursday, 28 July 2016	1,947.50		190 Ordinary shares
CBA Markets Limited ACN 003 485 952	Thursday, 28 July 2016	1,990.95		195 Ordinary shares
CBA Markets Limited ACN 003 485 952	Thursday, 28 July 2016	3,038.50		295 Ordinary shares
CBA Markets Limited ACN 003 485 952	Thursday, 28 July 2016	3,914.00		380 Ordinary shares
CBA Markets Limited ACN 003 485 952	Thursday, 28 July 2016	3,141.50		305 Ordinary shares
CBA Markets Limited ACN 003 485 952	Thursday, 28 July 2016	772.50		75 Ordinary shares
CBA Markets Limited ACN 003 485 952	Friday, 29 July 2016	524.00		50 Ordinary shares
CBA Markets Limited ACN 003 485 952	Friday, 29 July 2016	995.60		95 Ordinary shares
CBA Markets Limited ACN 003 485 952	Friday, 29 July 2016	1,253.07		119 Ordinary shares
CBA Markets Limited ACN 003 485 952	Friday, 29 July 2016	31,526.82		2,994 Ordinary shares
CBA Markets Limited ACN 003 485 952	Friday, 29 July 2016	1,274.13		121 Ordinary shares
CBA Markets Limited ACN 003 485 952	Friday, 29 July 2016	15,194.79		1,443 Ordinary shares
CBA Markets Limited ACN 003 485 952	Friday, 29 July 2016	4,359.42		414 Ordinary shares
CBA Markets Limited ACN 003 485 952	Friday, 29 July 2016	200.07		19 Ordinary shares
CBA Markets Limited ACN 003 485 952	Friday, 29 July 2016	3,348.54		318 Ordinary shares
CBA Markets Limited ACN 003 485 952	Friday, 29 July 2016	3,580.20		340 Ordinary shares

CBA Markets Limited ACN 003 485 952	Friday, 29 July 2016	20,061.60		1,929 Ordinary shares
CBA Markets Limited ACN 003 485 952	Friday, 29 July 2016	4,968.50		475 Ordinary shares
CBA Markets Limited ACN 003 485 952	Friday, 29 July 2016	4,537.05		435 Ordinary shares
CBA Markets Limited ACN 003 485 952	Friday, 29 July 2016	4,168.00		400 Ordinary shares
CBA Markets Limited ACN 003 485 952	Friday, 29 July 2016	114.79		11 Ordinary shares
CBA Markets Limited ACN 003 485 952	Friday, 29 July 2016	240.01		23 Ordinary shares
CBA Markets Limited ACN 003 485 952	Friday, 29 July 2016	3,608.78		346 Ordinary shares
CBA Markets Limited ACN 003 485 952	Friday, 29 July 2016	354.28		34 Ordinary shares
CBA Markets Limited ACN 003 485 952	Friday, 29 July 2016	178.16		17 Ordinary shares
CBA Markets Limited ACN 003 485 952	Friday, 29 July 2016	241.04		23 Ordinary shares
CBA Markets Limited ACN 003 485 952	Tuesday, 2 August 2016	19,987.00		1,817 Ordinary shares
CBA Markets Limited ACN 003 485 952	Tuesday, 2 August 2016	1,958.40		180 Ordinary shares
CBA Markets Limited ACN 003 485 952	Tuesday, 2 August 2016	1,944.00		180 Ordinary shares
CBA Markets Limited ACN 003 485 952	Wednesday, 3 August 2016	6,158.25		575 Ordinary shares
CBA Markets Limited ACN 003 485 952	Wednesday, 3 August 2016	1,338.75		125 Ordinary shares
CBA Markets Limited ACN 003 485 952	Wednesday, 3 August 2016	12,370.05		1,155 Ordinary shares
CBA Markets Limited ACN 003 485 952	Wednesday, 3 August 2016	1,953.60		185 Ordinary shares
CBA Markets Limited ACN 003 485 952	Wednesday, 3 August 2016	1,944.35		185 Ordinary shares
CBA Markets Limited	Wednesday, 3 August	2,015.90		190 Ordinary shares

ACN 003 485 952	2016			
CBA Markets Limited ACN 003 485 952	Wednesday, 3 August 2016	1,972.10		185 Ordinary shares
CBA Markets Limited ACN 003 485 952	Wednesday, 3 August 2016	2,001.70		185 Ordinary shares
CBA Markets Limited ACN 003 485 952	Wednesday, 3 August 2016	1,920.60		180 Ordinary shares
CBA Markets Limited ACN 003 485 952	Wednesday, 3 August 2016	1,977.65		185 Ordinary shares
CBA Markets Limited ACN 003 485 952	Wednesday, 3 August 2016	1,988.75		185 Ordinary shares
CBA Markets Limited ACN 003 485 952	Wednesday, 3 August 2016	2,009.10		185 Ordinary shares
CBA Markets Limited ACN 003 485 952	Wednesday, 3 August 2016	324.90		30 Ordinary shares
CBA Markets Limited ACN 003 485 952	Wednesday, 3 August 2016	1,950.30		180 Ordinary shares
CBA Markets Limited ACN 003 485 952	Wednesday, 3 August 2016	541.50		50 Ordinary shares
CBA Markets Limited ACN 003 485 952	Wednesday, 3 August 2016	1,083.00		100 Ordinary shares
CBA Markets Limited ACN 003 485 952	Wednesday, 3 August 2016	1,996.15		185 Ordinary shares
CBA Markets Limited ACN 003 485 952	Wednesday, 3 August 2016	43.64		4 Ordinary shares
CBA Markets Limited ACN 003 485 952	Wednesday, 3 August 2016	32,159.40		2,945 Ordinary shares
CBA Markets Limited ACN 003 485 952	Thursday, 4 August 2016	20,042.08		1,832 Ordinary shares
CBA Markets Limited ACN 003 485 952	Thursday, 4 August 2016	3,042.90		270 Ordinary shares
CBA Markets Limited ACN 003 485 952	Thursday, 4 August 2016	3,405.00		300 Ordinary shares
CBA Markets Limited ACN 003 485 952	Thursday, 4 August 2016	1,988.00		175 Ordinary shares
CBA Markets Limited ACN 003 485 952	Thursday, 4 August 2016	27,586.58		2,422 Ordinary shares

CBA Markets Limited ACN 003 485 952	Thursday, 4 August 2016	45.56		4 Ordinary shares
CBA Markets Limited ACN 003 485 952	Thursday, 4 August 2016	4,601.56		404 Ordinary shares
CBA Markets Limited ACN 003 485 952	Friday, 5 August 2016	1,912.50		170 Ordinary shares
CBA Markets Limited ACN 003 485 952	Friday, 5 August 2016	1,982.75		175 Ordinary shares
CBA Markets Limited ACN 003 485 952	Friday, 5 August 2016	2,010.75		175 Ordinary shares
CBA Markets Limited ACN 003 485 952	Friday, 5 August 2016	1,953.30		170 Ordinary shares
CBA Markets Limited ACN 003 485 952	Friday, 5 August 2016	1,955.00		170 Ordinary shares
CBA Markets Limited ACN 003 485 952	Friday, 5 August 2016	1,941.40		170 Ordinary shares
CBA Markets Limited ACN 003 485 952	Friday, 5 August 2016	2,016.00		175 Ordinary shares
CBA Markets Limited ACN 003 485 952	Friday, 5 August 2016	1,955.00		170 Ordinary shares
CBA Markets Limited ACN 003 485 952	Friday, 5 August 2016	1,958.40		170 Ordinary shares
CBA Markets Limited ACN 003 485 952	Friday, 5 August 2016	1,958.40		170 Ordinary shares
CBA Markets Limited ACN 003 485 952	Friday, 5 August 2016	1,956.70		170 Ordinary shares
CBA Markets Limited ACN 003 485 952	Friday, 5 August 2016	45.96		4 Ordinary shares
CBA Markets Limited ACN 003 485 952	Friday, 5 August 2016	1,620.09		141 Ordinary shares
CBA Markets Limited ACN 003 485 952	Friday, 5 August 2016	11,696.82		1,018 Ordinary shares
CBA Markets Limited ACN 003 485 952	Friday, 5 August 2016	48,269.49		4,201 Ordinary shares
CBA Markets Limited ACN 003 485 952	Friday, 5 August 2016	1,286.88		112 Ordinary shares
CBA Markets Limited	Friday, 5 August 2016	22,439.97		1,953 Ordinary shares

ACN 003 485 952				
CBA Markets Limited ACN 003 485 952	Friday, 5 August 2016	18,832.11		1,639 Ordinary shares
CBA Markets Limited ACN 003 485 952	Monday, 8 August 2016	3,887.00		338 Ordinary shares
CBA Markets Limited ACN 003 485 952	Monday, 8 August 2016	5,750.00		500 Ordinary shares
CBA Markets Limited ACN 003 485 952	Monday, 8 August 2016	10,384.50		903 Ordinary shares
CBA Markets Limited ACN 003 485 952	Monday, 8 August 2016	196.77		17 Ordinary shares
CBA Markets Limited ACN 003 485 952	Monday, 8 August 2016	1,770.97		153 Ordinary shares
CBA Markets Limited ACN 003 485 952	Monday, 8 August 2016	1,987.30		170 Ordinary shares
CBA Markets Limited ACN 003 485 952	Monday, 8 August 2016	1,107.79		94 Ordinary shares
CBA Markets Limited ACN 003 485 952	Monday, 8 August 2016	1,999.20		170 Ordinary shares
CBA Markets Limited ACN 003 485 952	Monday, 8 August 2016	2,016.20		170 Ordinary shares
CBA Markets Limited ACN 003 485 952	Monday, 8 August 2016	966.78		82 Ordinary shares
CBA Markets Limited ACN 003 485 952	Monday, 8 August 2016	1,040.16		88 Ordinary shares
CBA Markets Limited ACN 003 485 952	Monday, 8 August 2016	2,006.00		170 Ordinary shares
CBA Markets Limited ACN 003 485 952	Monday, 8 August 2016	5,133.00		435 Ordinary shares
CBA Markets Limited ACN 003 485 952	Monday, 8 August 2016	2,012.80		170 Ordinary shares
CBA Markets Limited ACN 003 485 952	Monday, 8 August 2016	1,099.26		93 Ordinary shares
CBA Markets Limited ACN 003 485 952	Monday, 8 August 2016	910.14		77 Ordinary shares
CBA Markets Limited ACN 003 485 952	Monday, 8 August 2016	49,961.20		4,234 Ordinary shares

CBA Markets Limited ACN 003 485 952	Tuesday, 9 August 2016	4,889.34		414 Ordinary shares
CBA Markets Limited ACN 003 485 952	Tuesday, 9 August 2016	129.91		11 Ordinary shares
CBA Markets Limited ACN 003 485 952	Tuesday, 9 August 2016	2,255.71		191 Ordinary shares
CBA Markets Limited ACN 003 485 952	Tuesday, 9 August 2016	212.58		18 Ordinary shares
CBA Markets Limited ACN 003 485 952	Tuesday, 9 August 2016	1,015.66		86 Ordinary shares
CBA Markets Limited ACN 003 485 952	Tuesday, 9 August 2016	11,514.75		975 Ordinary shares
CBA Markets Limited ACN 003 485 952	Wednesday, 10 August 2016	19,808.69		1,727 Ordinary shares
CBA Markets Limited ACN 003 485 952	Wednesday, 10 August 2016	1,931.20		170 Ordinary shares
CBA Markets Limited ACN 003 485 952	Wednesday, 10 August 2016	1,888.25		175 Ordinary shares
CBA Markets Limited ACN 003 485 952	Wednesday, 10 August 2016	1,948.05		185 Ordinary shares
CBA Markets Limited ACN 003 485 952	Thursday, 11 August 2016	2,500.35		237 Ordinary shares
CBA Markets Limited ACN 003 485 952	Thursday, 11 August 2016	17,185.95		1,629 Ordinary shares
CBA Markets Limited ACN 003 485 952	Thursday, 11 August 2016	532.44		51 Ordinary shares
CBA Markets Limited ACN 003 485 952	Thursday, 11 August 2016	44,753.58		4,167 Ordinary shares
CBA Markets Limited ACN 003 485 952	Thursday, 11 August 2016	5,112.24		476 Ordinary shares
CBA Markets Limited ACN 003 485 952	Friday, 12 August 2016	9,795.72		902 Ordinary shares
CBA Markets Limited ACN 003 485 952	Friday, 12 August 2016	456.12		42 Ordinary shares
CBA Markets Limited ACN 003 485 952	Friday, 12 August 2016	456.12		42 Ordinary shares
CBA Markets Limited	Friday, 12 August 2016	9,513.36		876 Ordinary shares

ACN 003 485 952				
CBA Markets Limited ACN 003 485 952	Friday, 12 August 2016	3,210.30		290 Ordinary shares
CBA Markets Limited ACN 003 485 952	Friday, 12 August 2016	1,990.80		180 Ordinary shares
CBA Markets Limited ACN 003 485 952	Friday, 12 August 2016	1,980.00		180 Ordinary shares
CBA Markets Limited ACN 003 485 952	Friday, 12 August 2016	1,981.80		180 Ordinary shares
CBA Markets Limited ACN 003 485 952	Friday, 12 August 2016	1,980.00		180 Ordinary shares
CBA Markets Limited ACN 003 485 952	Friday, 12 August 2016	1,980.00		180 Ordinary shares
CBA Markets Limited ACN 003 485 952	Friday, 12 August 2016	1,974.60		180 Ordinary shares
CBA Markets Limited ACN 003 485 952	Friday, 12 August 2016	4,795.70		434 Ordinary shares
CBA Markets Limited ACN 003 485 952	Friday, 12 August 2016	15,315.30		1,386 Ordinary shares
CBA Markets Limited ACN 003 485 952	Friday, 12 August 2016	1,987.20		180 Ordinary shares
CBA Markets Limited ACN 003 485 952	Friday, 12 August 2016	29,470.35		2,667 Ordinary shares
CBA Markets Limited ACN 003 485 952	Monday, 15 August 2016	18,088.85		1,637 Ordinary shares
CBA Markets Limited ACN 003 485 952	Monday, 15 August 2016	1,911.65		173 Ordinary shares
CBA Markets Limited ACN 003 485 952	Monday, 15 August 2016	31,935.60		2,957 Ordinary shares
CBA Markets Limited ACN 003 485 952	Monday, 15 August 2016	1,695.60		157 Ordinary shares
CBA Markets Limited ACN 003 485 952	Monday, 15 August 2016	16,318.80		1,511 Ordinary shares
CBA Markets Limited ACN 003 485 952	Tuesday, 16 August 2016	2,732.40		253 Ordinary shares
CBA Markets Limited ACN 003 485 952	Tuesday, 16 August 2016	2,343.60		217 Ordinary shares

CBA Markets Limited ACN 003 485 952	Tuesday, 16 August 2016	14,925.60		1,382 Ordinary shares
CBA Markets Limited ACN 003 485 952	Tuesday, 16 August 2016	712.80		66 Ordinary shares
CBA Markets Limited ACN 003 485 952	Tuesday, 16 August 2016	5,972.40		553 Ordinary shares
CBA Markets Limited ACN 003 485 952	Tuesday, 16 August 2016	216.20		20 Ordinary shares
CBA Markets Limited ACN 003 485 952	Tuesday, 16 August 2016	1,790.25		165 Ordinary shares
CBA Markets Limited ACN 003 485 952	Tuesday, 16 August 2016	1,940.40		180 Ordinary shares
CBA Markets Limited ACN 003 485 952	Tuesday, 16 August 2016	1,159.76		109 Ordinary shares
CBA Markets Limited ACN 003 485 952	Tuesday, 16 August 2016	754.02		71 Ordinary shares
CBA Markets Limited ACN 003 485 952	Tuesday, 16 August 2016	52.90		5 Ordinary shares
CBA Markets Limited ACN 003 485 952	Tuesday, 16 August 2016	21.16		2 Ordinary shares
CBA Markets Limited ACN 003 485 952	Tuesday, 16 August 2016	1,936.14		183 Ordinary shares
CBA Markets Limited ACN 003 485 952	Tuesday, 16 August 2016	200.92		19 Ordinary shares
CBA Markets Limited ACN 003 485 952	Tuesday, 16 August 2016	4,596.06		434 Ordinary shares
CBA Markets Limited ACN 003 485 952	Wednesday, 17 August 2016	19,834.50		1,889 Ordinary shares
CBA Markets Limited ACN 003 485 952	Wednesday, 17 August 2016	16,492.86		1,553 Ordinary shares
CBA Markets Limited ACN 003 485 952	Wednesday, 17 August 2016	15,515.82		1,461 Ordinary shares
CBA Markets Limited ACN 003 485 952	Wednesday, 17 August 2016	5,522.40		520 Ordinary shares
CBA Markets Limited ACN 003 485 952	Wednesday, 17 August 2016	12,372.30		1,165 Ordinary shares
CBA Markets Limited	Thursday, 18 August	3,152.99		289 Ordinary shares



ACN 003 485 952	2016			
CBA Markets Limited ACN 003 485 952	Thursday, 18 August 2016	3,251.18		298 Ordinary shares
CBA Markets Limited ACN 003 485 952	Thursday, 18 August 2016	5,127.70		470 Ordinary shares
CBA Markets Limited ACN 003 485 952	Thursday, 18 August 2016	32,173.59		2,949 Ordinary shares
CBA Markets Limited ACN 003 485 952	Friday, 19 August 2016	998.20		92 Ordinary shares
CBA Markets Limited ACN 003 485 952	Friday, 19 August 2016	10.85		1 Ordinary shares
CBA Markets Limited ACN 003 485 952	Friday, 19 August 2016	3,971.10		366 Ordinary shares
CBA Markets Limited ACN 003 485 952	Friday, 19 August 2016	564.20		52 Ordinary shares
CBA Markets Limited ACN 003 485 952	Friday, 19 August 2016	368.90		34 Ordinary shares
CBA Markets Limited ACN 003 485 952	Friday, 19 August 2016	238.70		22 Ordinary shares
CBA Markets Limited ACN 003 485 952	Friday, 19 August 2016	846.30		78 Ordinary shares
CBA Markets Limited ACN 003 485 952	Friday, 19 August 2016	65.10		6 Ordinary shares
CBA Markets Limited ACN 003 485 952	Friday, 19 August 2016	162.75		15 Ordinary shares
CBA Markets Limited ACN 003 485 952	Friday, 19 August 2016	32.55		3 Ordinary shares
CBA Markets Limited ACN 003 485 952	Friday, 19 August 2016	10.85		1 Ordinary shares
CBA Markets Limited ACN 003 485 952	Friday, 19 August 2016	488.25		45 Ordinary shares
CBA Markets Limited ACN 003 485 952	Friday, 19 August 2016	10.85		1 Ordinary shares
CBA Markets Limited ACN 003 485 952	Friday, 19 August 2016	661.85		61 Ordinary shares
CBA Markets Limited ACN 003 485 952	Friday, 19 August 2016	10.85		1 Ordinary shares

CBA Markets Limited ACN 003 485 952	Friday, 19 August 2016	238.70		22 Ordinary shares
CBA Markets Limited ACN 003 485 952	Friday, 19 August 2016	824.60		76 Ordinary shares
CBA Markets Limited ACN 003 485 952	Friday, 19 August 2016	933.10		86 Ordinary shares
CBA Markets Limited ACN 003 485 952	Friday, 19 August 2016	933.10		86 Ordinary shares
CBA Markets Limited ACN 003 485 952	Friday, 19 August 2016	8,517.25		785 Ordinary shares
CBA Markets Limited ACN 003 485 952	Friday, 19 August 2016	1,954.80		180 Ordinary shares
CBA Markets Limited ACN 003 485 952	Friday, 19 August 2016	1,958.40		180 Ordinary shares
CBA Markets Limited ACN 003 485 952	Friday, 19 August 2016	14,154.88		1,301 Ordinary shares
CBA Markets Limited ACN 003 485 952	Friday, 19 August 2016	3,318.40		305 Ordinary shares
CBA Markets Limited ACN 003 485 952	Friday, 19 August 2016	3,775.36		347 Ordinary shares
CBA Markets Limited ACN 003 485 952	Friday, 19 August 2016	16,124.16		1,482 Ordinary shares
CBA Markets Limited ACN 003 485 952	Friday, 19 August 2016	12,533.76		1,152 Ordinary shares
CBA Markets Limited ACN 003 485 952	Monday, 22 August 2016	13,034.24		1,198 Ordinary shares
CBA Markets Limited ACN 003 485 952	Monday, 22 August 2016	4,852.48		446 Ordinary shares
CBA Markets Limited ACN 003 485 952	Monday, 22 August 2016	2,110.72		194 Ordinary shares
CBA Markets Limited ACN 003 485 952	Monday, 22 August 2016	1,985.40		180 Ordinary shares
CBA Markets Limited ACN 003 485 952	Monday, 22 August 2016	1,956.60		180 Ordinary shares
CBA Markets Limited ACN 003 485 952	Monday, 22 August 2016	1,996.20		180 Ordinary shares
CBA Markets Limited	Monday, 22 August	2,832.10		254 Ordinary shares

ACN 003 485 952	2016			
CBA Markets Limited ACN 003 485 952	Monday, 22 August 2016	67.02		6 Ordinary shares
CBA Markets Limited ACN 003 485 952	Monday, 22 August 2016	2,970.65		265 Ordinary shares
CBA Markets Limited ACN 003 485 952	Monday, 22 August 2016	1,960.00		175 Ordinary shares
CBA Markets Limited ACN 003 485 952	Monday, 22 August 2016	1,940.75		175 Ordinary shares
CBA Markets Limited ACN 003 485 952	Tuesday, 23 August 2016	7,332.66		734 Ordinary shares
CBA Markets Limited ACN 003 485 952	Tuesday, 23 August 2016	459.54		46 Ordinary shares
CBA Markets Limited ACN 003 485 952	Tuesday, 23 August 2016	10,489.50		1,050 Ordinary shares
CBA Markets Limited ACN 003 485 952	Tuesday, 23 August 2016	158.72		16 Ordinary shares
CBA Markets Limited ACN 003 485 952	Tuesday, 23 August 2016	1,825.28		184 Ordinary shares
CBA Markets Limited ACN 003 485 952	Tuesday, 23 August 2016	1,980.00		200 Ordinary shares
CBA Markets Limited ACN 003 485 952	Tuesday, 23 August 2016	1,950.00		200 Ordinary shares
CBA Markets Limited ACN 003 485 952	Tuesday, 23 August 2016	1,968.60		204 Ordinary shares
CBA Markets Limited ACN 003 485 952	Tuesday, 23 August 2016	374.00		40 Ordinary shares
CBA Markets Limited ACN 003 485 952	Tuesday, 23 August 2016	1,589.50		170 Ordinary shares
CBA Markets Limited ACN 003 485 952	Tuesday, 23 August 2016	1,959.30		210 Ordinary shares
CBA Markets Limited ACN 003 485 952	Tuesday, 23 August 2016	774.08		82 Ordinary shares
CBA Markets Limited ACN 003 485 952	Tuesday, 23 August 2016	1,207.04		128 Ordinary shares
CBA Markets Limited ACN 003 485 952	Tuesday, 23 August 2016	339.12		36 Ordinary shares

CBA Markets Limited ACN 003 485 952	Tuesday, 23 August 2016	1,030.70		110 Ordinary shares
CBA Markets Limited ACN 003 485 952	Tuesday, 23 August 2016	599.68		64 Ordinary shares
CBA Markets Limited ACN 003 485 952	Tuesday, 23 August 2016	1,953.00		210 Ordinary shares
CBA Markets Limited ACN 003 485 952	Tuesday, 23 August 2016	232.00		25 Ordinary shares
CBA Markets Limited ACN 003 485 952	Tuesday, 23 August 2016	1,763.20		190 Ordinary shares
CBA Markets Limited ACN 003 485 952	Tuesday, 23 August 2016	1,161.72		126 Ordinary shares
CBA Markets Limited ACN 003 485 952	Tuesday, 23 August 2016	820.58		89 Ordinary shares
CBA Markets Limited ACN 003 485 952	Tuesday, 23 August 2016	1,932.85		215 Ordinary shares
CBA Markets Limited ACN 003 485 952	Tuesday, 23 August 2016	1,975.60		220 Ordinary shares
CBA Markets Limited ACN 003 485 952	Tuesday, 23 August 2016	1,484.20		164 Ordinary shares
CBA Markets Limited ACN 003 485 952	Tuesday, 23 August 2016	506.80		56 Ordinary shares
CBA Markets Limited ACN 003 485 952	Tuesday, 23 August 2016	1,999.80		220 Ordinary shares
CBA Markets Limited ACN 003 485 952	Tuesday, 23 August 2016	1,793.69		197 Ordinary shares
CBA Markets Limited ACN 003 485 952	Tuesday, 23 August 2016	1,278.20		140 Ordinary shares
CBA Markets Limited ACN 003 485 952	Tuesday, 23 August 2016	729.60		80 Ordinary shares
CBA Markets Limited ACN 003 485 952	Tuesday, 23 August 2016	1,950.05		215 Ordinary shares
CBA Markets Limited ACN 003 485 952	Tuesday, 23 August 2016	648.59		71 Ordinary shares
CBA Markets Limited ACN 003 485 952	Tuesday, 23 August 2016	520.69		57 Ordinary shares
CBA Markets Limited	Tuesday, 23 August	1,995.40		220 Ordinary shares

ACN 003 485 952	2016			
CBA Markets Limited ACN 003 485 952	Tuesday, 23 August 2016	1,964.02		215 Ordinary shares
CBA Markets Limited ACN 003 485 952	Tuesday, 23 August 2016	1,986.60		220 Ordinary shares
CBA Markets Limited ACN 003 485 952	Tuesday, 23 August 2016	64,853.86		7,214 Ordinary shares
CBA Markets Limited ACN 003 485 952	Tuesday, 23 August 2016	1,568.61		174 Ordinary shares
CBA Markets Limited ACN 003 485 952	Tuesday, 23 August 2016	694.16		77 Ordinary shares
CBA Markets Limited ACN 003 485 952	Tuesday, 23 August 2016	63.11		7 Ordinary shares
CBA Markets Limited ACN 003 485 952	Tuesday, 23 August 2016	567.95		63 Ordinary shares
CBA Markets Limited ACN 003 485 952	Wednesday, 24 August 2016	9,951.93		1,107 Ordinary shares
CBA Markets Limited ACN 003 485 952	Wednesday, 24 August 2016	44.95		5 Ordinary shares
CBA Markets Limited ACN 003 485 952	Wednesday, 24 August 2016	10,005.87		1,113 Ordinary shares
CBA Markets Limited ACN 003 485 952	Wednesday, 24 August 2016	1,927.20		220 Ordinary shares
CBA Markets Limited ACN 003 485 952	Wednesday, 24 August 2016	1,977.75		225 Ordinary shares
CBA Markets Limited ACN 003 485 952	Wednesday, 24 August 2016	1,993.50		225 Ordinary shares
CBA Markets Limited ACN 003 485 952	Wednesday, 24 August 2016	542.90		61 Ordinary shares
CBA Markets Limited ACN 003 485 952	Wednesday, 24 August 2016	1,459.60		164 Ordinary shares
CBA Markets Limited ACN 003 485 952	Wednesday, 24 August 2016	1,971.20		220 Ordinary shares
CBA Markets Limited ACN 003 485 952	Wednesday, 24 August 2016	3,174.00		345 Ordinary shares
CBA Markets Limited ACN 003 485 952	Wednesday, 24 August 2016	1,980.15		215 Ordinary shares

CBA Markets Limited ACN 003 485 952	Wednesday, 24 August 2016	1,982.30		215 Ordinary shares
CBA Markets Limited ACN 003 485 952	Wednesday, 24 August 2016	1,945.75		215 Ordinary shares
CBA Markets Limited ACN 003 485 952	Wednesday, 24 August 2016	1,145.34		126 Ordinary shares
CBA Markets Limited ACN 003 485 952	Thursday, 25 August 2016	15,041.00		1,690 Ordinary shares
CBA Markets Limited ACN 003 485 952	Friday, 26 August 2016	4,984.94		562 Ordinary shares
CBA Markets Limited ACN 003 485 952	Friday, 26 August 2016	602.33		67 Ordinary shares
CBA Markets Limited ACN 003 485 952	Monday, 29 August 2016	6,268.86		702 Ordinary shares
CBA Markets Limited ACN 003 485 952	Monday, 29 August 2016	2,866.53		321 Ordinary shares
CBA Markets Limited ACN 003 485 952	Monday, 29 August 2016	2,866.53		321 Ordinary shares
CBA Markets Limited ACN 003 485 952	Monday, 29 August 2016	3,125.50		350 Ordinary shares
CBA Markets Limited ACN 003 485 952	Monday, 29 August 2016	1,966.80		220 Ordinary shares
CBA Markets Limited ACN 003 485 952	Tuesday, 30 August 2016	1,815.60		204 Ordinary shares
CBA Markets Limited ACN 003 485 952	Tuesday, 30 August 2016	186.90		21 Ordinary shares
CBA Markets Limited ACN 003 485 952	Wednesday, 31 August 2016	3,484.80		396 Ordinary shares
CBA Markets Limited ACN 003 485 952	Wednesday, 31 August 2016	237.60		27 Ordinary shares
CBA Markets Limited ACN 003 485 952	Wednesday, 31 August 2016	7,972.80		906 Ordinary shares
CBA Markets Limited ACN 003 485 952	Wednesday, 31 August 2016	140.80		16 Ordinary shares
CBA Markets Limited ACN 003 485 952	Wednesday, 31 August 2016	228.80		26 Ordinary shares
CBA Markets Limited	Wednesday, 31 August	7,004.80		796 Ordinary shares

ACN 003 485 952	2016			
CBA Markets Limited ACN 003 485 952	Wednesday, 31 August 2016	343.20		39 Ordinary shares
CBA Markets Limited ACN 003 485 952	Wednesday, 31 August 2016	316.80		36 Ordinary shares
CBA Markets Limited ACN 003 485 952	Wednesday, 31 August 2016	246.40		28 Ordinary shares
CBA Markets Limited ACN 003 485 952	Wednesday, 31 August 2016	15,232.65		1,761 Ordinary shares
CBA Markets Limited ACN 003 485 952	Wednesday, 31 August 2016	6,124.20		708 Ordinary shares
CBA Markets Limited ACN 003 485 952	Wednesday, 31 August 2016	8,667.30		1,002 Ordinary shares
CBA Markets Limited ACN 003 485 952	Wednesday, 31 August 2016	18,104.45		2,093 Ordinary shares
CBA Markets Limited ACN 003 485 952	Wednesday, 31 August 2016	31,607.10		3,654 Ordinary shares
CBA Markets Limited ACN 003 485 952	Thursday, 1 September 2016	18,839.29		2,183 Ordinary shares
CBA Markets Limited ACN 003 485 952	Thursday, 1 September 2016	258.90		30 Ordinary shares
CBA Markets Limited ACN 003 485 952	Thursday, 1 September 2016	431.50		50 Ordinary shares
CBA Markets Limited ACN 003 485 952	Thursday, 1 September 2016	422.87		49 Ordinary shares
CBA Markets Limited ACN 003 485 952	Thursday, 1 September 2016	1,982.60		230 Ordinary shares
CBA Markets Limited ACN 003 485 952	Friday, 2 September 2016	1,643.12		188 Ordinary shares
CBA Markets Limited ACN 003 485 952	Friday, 2 September 2016	18,826.80		2,164 Ordinary shares
CBA Markets Limited ACN 003 485 952	Friday, 2 September 2016	417.60		48 Ordinary shares
CBA Markets Limited ACN 003 485 952	Monday, 5 September 2016	8,410.92		969 Ordinary shares
CBA Markets Limited ACN 003 485 952	Monday, 5 September 2016	2,369.64		273 Ordinary shares

CBA Markets Limited ACN 003 485 952	Monday, 5 September 2016	460.04		53 Ordinary shares
CBA Markets Limited ACN 003 485 952	Monday, 5 September 2016	998.20		115 Ordinary shares
CBA Markets Limited ACN 003 485 952	Monday, 5 September 2016	2,135.28		246 Ordinary shares
CBA Markets Limited ACN 003 485 952	Monday, 5 September 2016	5,581.24		643 Ordinary shares
CBA Markets Limited ACN 003 485 952	Tuesday, 6 September 2016	154.98		18 Ordinary shares
CBA Markets Limited ACN 003 485 952	Tuesday, 6 September 2016	3,328.20		387 Ordinary shares
CBA Markets Limited ACN 003 485 952	Wednesday, 7 September 2016	1,966.50		225 Ordinary shares
CBA Markets Limited ACN 003 485 952	Thursday, 8 September 2016	525.42		63 Ordinary shares
CBA Markets Limited ACN 003 485 952	Thursday, 8 September 2016	4,195.02		503 Ordinary shares
CBA Markets Limited ACN 003 485 952	Thursday, 8 September 2016	1,941.10		235 Ordinary shares
CBA Markets Limited ACN 003 485 952	Thursday, 8 September 2016	341.53		41 Ordinary shares
CBA Markets Limited ACN 003 485 952	Thursday, 8 September 2016	1,441.09		173 Ordinary shares
CBA Markets Limited ACN 003 485 952	Thursday, 8 September 2016	2,159.85		255 Ordinary shares
CBA Markets Limited ACN 003 485 952	Thursday, 8 September 2016	36,708.98		4,334 Ordinary shares
CBA Markets Limited ACN 003 485 952	Thursday, 8 September 2016	3,684.45		435 Ordinary shares
CBA Markets Limited ACN 003 485 952	Friday, 9 September 2016	3,982.95		477 Ordinary shares
CBA Markets Limited ACN 003 485 952	Friday, 9 September 2016	726.45		87 Ordinary shares
CBA Markets Limited ACN 003 485 952	Friday, 9 September 2016	217.10		26 Ordinary shares
CBA Markets Limited	Friday, 9 September	8,126.20		991 Ordinary shares



ACN 003 485 952	2016			
CBA Markets Limited ACN 003 485 952	Monday, 12 September 2016	19,512.00		2,439 Ordinary shares
CBA Markets Limited ACN 003 485 952	Monday, 12 September 2016	142,171.60		17,338 Ordinary shares
CBA Markets Limited ACN 003 485 952	Tuesday, 13 September 2016	983.32		122 Ordinary shares
CBA Markets Limited ACN 003 485 952	Tuesday, 13 September 2016	1,123.12		139 Ordinary shares
CBA Markets Limited ACN 003 485 952	Tuesday, 13 September 2016	668.10		85 Ordinary shares
CBA Markets Limited ACN 003 485 952	Tuesday, 13 September 2016	2,673.44		341 Ordinary shares
CBA Markets Limited ACN 003 485 952	Wednesday, 14 September 2016	109.34		14 Ordinary shares
CBA Markets Limited ACN 003 485 952	Thursday, 15 September 2016	31,798.15		4,135 Ordinary shares
CBA Markets Limited ACN 003 485 952	Thursday, 15 September 2016	13,265.25		1,725 Ordinary shares
CBA Markets Limited ACN 003 485 952	Thursday, 15 September 2016	39,388.18		5,122 Ordinary shares
CBA Markets Limited ACN 003 485 952	Thursday, 15 September 2016	200,001.52		26,008 Ordinary shares
CBA Markets Limited ACN 003 485 952	Thursday, 15 September 2016	3,440.85		435 Ordinary shares
CBA Markets Limited ACN 003 485 952	Tuesday, 20 September 2016	4,963.32		612 Ordinary shares
CBA Markets Limited ACN 003 485 952	Wednesday, 21 September 2016	1,281.36		152 Ordinary shares
CBA Markets Limited ACN 003 485 952	Wednesday, 21 September 2016	42.15		5 Ordinary shares
CBA Markets Limited ACN 003 485 952	Wednesday, 21 September 2016	2,638.59		313 Ordinary shares
CBA Markets Limited ACN 003 485 952	Wednesday, 21 September 2016	1,985.75		235 Ordinary shares
CBA Markets Limited ACN 003 485 952	Wednesday, 21 September 2016	3,671.40		435 Ordinary shares

CBA Markets Limited ACN 003 485 952	Wednesday, 21 September 2016	1,985.75		235 Ordinary shares
CBA Markets Limited ACN 003 485 952	Wednesday, 21 September 2016	1,985.75		235 Ordinary shares
CBA Markets Limited ACN 003 485 952	Wednesday, 21 September 2016	2,999.75		355 Ordinary shares
CBA Markets Limited ACN 003 485 952	Wednesday, 21 September 2016	1,485.44		176 Ordinary shares
CBA Markets Limited ACN 003 485 952	Wednesday, 21 September 2016	1,225.25		145 Ordinary shares
CBA Markets Limited ACN 003 485 952	Wednesday, 21 September 2016	2,433.60		288 Ordinary shares
CBA Markets Limited ACN 003 485 952	Wednesday, 21 September 2016	10,748.40		1,272 Ordinary shares
CBA Markets Limited ACN 003 485 952	Wednesday, 21 September 2016	1,630.85		193 Ordinary shares
CBA Markets Limited ACN 003 485 952	Wednesday, 21 September 2016	692.90		82 Ordinary shares
CBA Markets Limited ACN 003 485 952	Thursday, 22 September 2016	10,055.50		1,183 Ordinary shares
CBA Markets Limited ACN 003 485 952	Thursday, 22 September 2016	2,053.90		235 Ordinary shares
CBA Markets Limited ACN 003 485 952	Thursday, 22 September 2016	1,989.00		225 Ordinary shares
CBA Markets Limited ACN 003 485 952	Thursday, 22 September 2016	1,989.00		225 Ordinary shares
CBA Markets Limited ACN 003 485 952	Thursday, 22 September 2016	2,025.00		225 Ordinary shares
CBA Markets Limited ACN 003 485 952	Thursday, 22 September 2016	1,982.20		220 Ordinary shares
CBA Markets Limited ACN 003 485 952	Friday, 23 September 2016	135.90		15 Ordinary shares
CBA Markets Limited ACN 003 485 952	Friday, 23 September 2016	289.92		32 Ordinary shares
CBA Markets Limited ACN 003 485 952	Friday, 23 September 2016	9,576.42		1,057 Ordinary shares
CBA Markets Limited	Friday, 23 September	1,984.40		220 Ordinary shares

ACN 003 485 952	2016			
CBA Markets Limited ACN 003 485 952	Friday, 23 September 2016	1,980.00		220 Ordinary shares
CBA Markets Limited ACN 003 485 952	Friday, 23 September 2016	993.45		111 Ordinary shares
CBA Markets Limited ACN 003 485 952	Friday, 23 September 2016	975.55		109 Ordinary shares
CBA Markets Limited ACN 003 485 952	Friday, 23 September 2016	1,971.20		220 Ordinary shares
CBA Markets Limited ACN 003 485 952	Friday, 23 September 2016	1,973.40		220 Ordinary shares
CBA Markets Limited ACN 003 485 952	Friday, 23 September 2016	1,607.40		180 Ordinary shares
CBA Markets Limited ACN 003 485 952	Friday, 23 September 2016	1,966.80		220 Ordinary shares
CBA Markets Limited ACN 003 485 952	Friday, 23 September 2016	1,973.40		220 Ordinary shares
CBA Markets Limited ACN 003 485 952	Friday, 23 September 2016	1,995.40		220 Ordinary shares
CBA Markets Limited ACN 003 485 952	Friday, 23 September 2016	1,123.44		124 Ordinary shares
CBA Markets Limited ACN 003 485 952	Friday, 23 September 2016	869.76		96 Ordinary shares
CBA Markets Limited ACN 003 485 952	Friday, 23 September 2016	2,004.20		220 Ordinary shares
CBA Markets Limited ACN 003 485 952	Friday, 23 September 2016	327.60		36 Ordinary shares
CBA Markets Limited ACN 003 485 952	Friday, 23 September 2016	1,628.90		179 Ordinary shares
CBA Markets Limited ACN 003 485 952	Friday, 23 September 2016	365.20		40 Ordinary shares
CBA Markets Limited ACN 003 485 952	Friday, 23 September 2016	2,693.35		295 Ordinary shares
CBA Markets Limited ACN 003 485 952	Friday, 23 September 2016	2,635.68		289 Ordinary shares
CBA Markets Limited ACN 003 485 952	Friday, 23 September 2016	510.16		56 Ordinary shares

CBA Markets Limited ACN 003 485 952	Friday, 23 September 2016	3,321.50		365 Ordinary shares
CBA Markets Limited ACN 003 485 952	Friday, 23 September 2016	1,956.50		215 Ordinary shares
CBA Markets Limited ACN 003 485 952	Friday, 23 September 2016	228.50		25 Ordinary shares
CBA Markets Limited ACN 003 485 952	Monday, 26 September 2016	5,097.34		562 Ordinary shares
CBA Markets Limited ACN 003 485 952	Monday, 26 September 2016	1,460.27		161 Ordinary shares
CBA Markets Limited ACN 003 485 952	Monday, 26 September 2016	1,460.27		161 Ordinary shares
CBA Markets Limited ACN 003 485 952	Monday, 26 September 2016	181.40		20 Ordinary shares
CBA Markets Limited ACN 003 485 952	Monday, 26 September 2016	1,723.30		190 Ordinary shares
CBA Markets Limited ACN 003 485 952	Monday, 26 September 2016	1,960.20		220 Ordinary shares
CBA Markets Limited ACN 003 485 952	Monday, 26 September 2016	126.28		14 Ordinary shares
CBA Markets Limited ACN 003 485 952	Tuesday, 27 September 2016	9,759.20		1,109 Ordinary shares
CBA Markets Limited ACN 003 485 952	Wednesday, 28 September 2016	3,946.95		441 Ordinary shares
CBA Markets Limited ACN 003 485 952	Wednesday, 28 September 2016	6,094.95		681 Ordinary shares
CBA Markets Limited ACN 003 485 952	Wednesday, 28 September 2016	413.08		46 Ordinary shares
CBA Markets Limited ACN 003 485 952	Thursday, 29 September 2016	10,081.70		1,114 Ordinary shares
CBA Markets Limited ACN 003 485 952	Thursday, 29 September 2016	9,518.25		1,029 Ordinary shares
CBA Markets Limited ACN 003 485 952	Thursday, 29 September 2016	786.25		85 Ordinary shares
CBA Markets Limited ACN 003 485 952	Thursday, 29 September 2016	3,061.75		331 Ordinary shares
CBA Markets Limited	Thursday, 29 September	5,716.50		618 Ordinary shares

ACN 003 485 952	2016			
CBA Markets Limited ACN 003 485 952	Thursday, 29 September 2016	46.25		5 Ordinary shares
CBA Markets Limited ACN 003 485 952	Thursday, 29 September 2016	869.50		94 Ordinary shares
CBA Markets Limited ACN 003 485 952	Friday, 30 September 2016	372.28		41 Ordinary shares
CBA Markets Limited ACN 003 485 952	Tuesday, 4 October 2016	1,969.40		215 Ordinary shares
CBA Markets Limited ACN 003 485 952	Tuesday, 4 October 2016	13,369.92		1,466 Ordinary shares
CBA Markets Limited ACN 003 485 952	Tuesday, 4 October 2016	16,653.12		1,826 Ordinary shares
CBA Markets Limited ACN 003 485 952	Tuesday, 4 October 2016	19,981.92		2,191 Ordinary shares
CBA Markets Limited ACN 003 485 952	Wednesday, 5 October 2016	738.00		82 Ordinary shares
CBA Markets Limited ACN 003 485 952	Wednesday, 5 October 2016	4,779.00		531 Ordinary shares
CBA Markets Limited ACN 003 485 952	Wednesday, 5 October 2016	720.00		80 Ordinary shares
CBA Markets Limited ACN 003 485 952	Wednesday, 5 October 2016	3,627.00		403 Ordinary shares
CBA Markets Limited ACN 003 485 952	Wednesday, 5 October 2016	1,977.80		220 Ordinary shares
CBA Markets Limited ACN 003 485 952	Wednesday, 5 October 2016	419.52		46 Ordinary shares
CBA Markets Limited ACN 003 485 952	Wednesday, 5 October 2016	428.64		47 Ordinary shares
CBA Markets Limited ACN 003 485 952	Wednesday, 5 October 2016	10,944.00		1,200 Ordinary shares
CBA Markets Limited ACN 003 485 952	Wednesday, 5 October 2016	8,189.76		898 Ordinary shares
CBA Markets Limited ACN 003 485 952	Tuesday, 11 October 2016	2,066.15		215 Ordinary shares
CBA Markets Limited ACN 003 485 952	Tuesday, 11 October 2016	3,956.85		405 Ordinary shares

CBA Markets Limited ACN 003 485 952	Tuesday, 11 October 2016	380.64		39 Ordinary shares
CBA Markets Limited ACN 003 485 952	Tuesday, 11 October 2016	517.28		53 Ordinary shares
CBA Markets Limited ACN 003 485 952	Tuesday, 11 October 2016	9.76		1 Ordinary shares
CBA Markets Limited ACN 003 485 952	Tuesday, 11 October 2016	497.76		51 Ordinary shares
CBA Markets Limited ACN 003 485 952	Tuesday, 11 October 2016	488.00		50 Ordinary shares
CBA Markets Limited ACN 003 485 952	Tuesday, 11 October 2016	468.48		48 Ordinary shares
CBA Markets Limited ACN 003 485 952	Tuesday, 11 October 2016	1,356.54		138 Ordinary shares
CBA Markets Limited ACN 003 485 952	Tuesday, 11 October 2016	13,681.80		1,382 Ordinary shares
CBA Markets Limited ACN 003 485 952	Wednesday, 12 October 2016	9,797.00		1,010 Ordinary shares
CBA Markets Limited ACN 003 485 952	Wednesday, 12 October 2016	2,623.50		265 Ordinary shares
CBA Markets Limited ACN 003 485 952	Wednesday, 12 October 2016	17,374.50		1,755 Ordinary shares
CBA Markets Limited ACN 003 485 952	Thursday, 13 October 2016	19,934.60		2,030 Ordinary shares
CBA Markets Limited ACN 003 485 952	Friday, 14 October 2016	19,970.76		2,042 Ordinary shares
CBA Markets Limited ACN 003 485 952	Monday, 17 October 2016	9,984.94		1,022 Ordinary shares
CBA Markets Limited ACN 003 485 952	Tuesday, 18 October 2016	950.00		100 Ordinary shares
CBA Markets Limited ACN 003 485 952	Tuesday, 18 October 2016	85.50		9 Ordinary shares
CBA Markets Limited ACN 003 485 952	Tuesday, 18 October 2016	8,806.50		927 Ordinary shares
CBA Markets Limited ACN 003 485 952	Tuesday, 18 October 2016	1,963.90		205 Ordinary shares
CBA Markets Limited	Tuesday, 18 October	9,659.65		1,001 Ordinary shares

ACN 003 485 952	2016			
CBA Markets Limited ACN 003 485 952	Tuesday, 18 October 2016	19,917.60		2,064 Ordinary shares
CBA Markets Limited ACN 003 485 952	Wednesday, 19 October 2016	86.31		9 Ordinary shares
CBA Markets Limited ACN 003 485 952	Wednesday, 19 October 2016	38.40		4 Ordinary shares
CBA Markets Limited ACN 003 485 952	Wednesday, 19 October 2016	20,004.45		2,073 Ordinary shares
CBA Markets Limited ACN 003 485 952	Thursday, 20 October 2016	1,637.10		170 Ordinary shares
CBA Markets Limited ACN 003 485 952	Thursday, 20 October 2016	288.90		30 Ordinary shares
CBA Markets Limited ACN 003 485 952	Thursday, 20 October 2016	3,071.97		319 Ordinary shares
CBA Markets Limited ACN 003 485 952	Thursday, 20 October 2016	4,978.71		517 Ordinary shares
CBA Markets Limited ACN 003 485 952	Friday, 21 October 2016	1,778.40		180 Ordinary shares
CBA Markets Limited ACN 003 485 952	Friday, 21 October 2016	1,970.00		200 Ordinary shares
CBA Markets Limited ACN 003 485 952	Friday, 21 October 2016	1,962.00		200 Ordinary shares
CBA Markets Limited ACN 003 485 952	Friday, 21 October 2016	23,744.76		2,418 Ordinary shares
CBA Markets Limited ACN 003 485 952	Friday, 21 October 2016	20,022.98		2,039 Ordinary shares
CBA Markets Limited ACN 003 485 952	Tuesday, 25 October 2016	1,024.80		105 Ordinary shares
CBA Markets Limited ACN 003 485 952	Tuesday, 25 October 2016	421.08		44 Ordinary shares
CBA Markets Limited ACN 003 485 952	Tuesday, 25 October 2016	9.59		1 Ordinary shares
CBA Markets Limited ACN 003 485 952	Tuesday, 25 October 2016	28.77		3 Ordinary shares
CBA Markets Limited ACN 003 485 952	Tuesday, 25 October 2016	11,575.13		1,207 Ordinary shares

CBA Markets Limited ACN 003 485 952	Tuesday, 25 October 2016	5,101.88		532 Ordinary shares
CBA Markets Limited ACN 003 485 952	Wednesday, 26 October 2016	7,879.04		832 Ordinary shares
CBA Markets Limited ACN 003 485 952	Wednesday, 26 October 2016	1,912.94		202 Ordinary shares
CBA Markets Limited ACN 003 485 952	Thursday, 27 October 2016	1,034.00		110 Ordinary shares
CBA Markets Limited ACN 003 485 952	Thursday, 27 October 2016	526.40		56 Ordinary shares
CBA Markets Limited ACN 003 485 952	Thursday, 27 October 2016	507.60		54 Ordinary shares
CBA Markets Limited ACN 003 485 952	Thursday, 27 October 2016	451.20		48 Ordinary shares
CBA Markets Limited ACN 003 485 952	Thursday, 27 October 2016	667.40		71 Ordinary shares
CBA Markets Limited ACN 003 485 952	Thursday, 27 October 2016	357.20		38 Ordinary shares
CBA Markets Limited ACN 003 485 952	Thursday, 27 October 2016	1,419.40		151 Ordinary shares
CBA Markets Limited ACN 003 485 952	Thursday, 27 October 2016	3,251.80		355 Ordinary shares
CBA Markets Limited ACN 003 485 952	Thursday, 27 October 2016	1,355.68		148 Ordinary shares
CBA Markets Limited ACN 003 485 952	Friday, 28 October 2016	715.26		78 Ordinary shares
CBA Markets Limited ACN 003 485 952	Friday, 28 October 2016	55.02		6 Ordinary shares
CBA Markets Limited ACN 003 485 952	Friday, 28 October 2016	761.11		83 Ordinary shares
CBA Markets Limited ACN 003 485 952	Friday, 28 October 2016	330.12		36 Ordinary shares
CBA Markets Limited ACN 003 485 952	Friday, 28 October 2016	1,072.89		117 Ordinary shares
CBA Markets Limited ACN 003 485 952	Friday, 28 October 2016	357.63		39 Ordinary shares
CBA Markets Limited	Friday, 28 October 2016	146.72		16 Ordinary shares



ACN 003 485 952				
CBA Markets Limited ACN 003 485 952	Friday, 28 October 2016	1,950.05		215 Ordinary shares
CBA Markets Limited ACN 003 485 952	Friday, 28 October 2016	1,945.75		215 Ordinary shares
CBA Markets Limited ACN 003 485 952	Friday, 28 October 2016	1,969.40		215 Ordinary shares
CBA Markets Limited ACN 003 485 952	Friday, 28 October 2016	4,259.60		463 Ordinary shares
CBA Markets Limited ACN 003 485 952	Monday, 31 October 2016	1,346.80		148 Ordinary shares
CBA Markets Limited ACN 003 485 952	Monday, 31 October 2016	54.60		6 Ordinary shares
CBA Markets Limited ACN 003 485 952	Monday, 31 October 2016	145.60		16 Ordinary shares
CBA Markets Limited ACN 003 485 952	Monday, 31 October 2016	3,394.30		373 Ordinary shares
CBA Markets Limited ACN 003 485 952	Monday, 31 October 2016	3,774.60		405 Ordinary shares
CBA Markets Limited ACN 003 485 952	Wednesday, 2 November 2016	443.45		49 Ordinary shares
CBA Markets Limited ACN 003 485 952	Wednesday, 2 November 2016	2,343.95		259 Ordinary shares
CBA Markets Limited ACN 003 485 952	Wednesday, 2 November 2016	63.35		7 Ordinary shares
CBA Markets Limited ACN 003 485 952	Wednesday, 2 November 2016	2,054.35		227 Ordinary shares
CBA Markets Limited ACN 003 485 952	Wednesday, 2 November 2016	7,761.60		880 Ordinary shares
CBA Markets Limited ACN 003 485 952	Monday, 7 November 2016	689.67		79 Ordinary shares
CBA Markets Limited ACN 003 485 952	Monday, 7 November 2016	383.68		44 Ordinary shares
CBA Markets Limited ACN 003 485 952	Monday, 7 November 2016	17.44		2 Ordinary shares
CBA Markets Limited ACN 003 485 952	Monday, 7 November 2016	26.16		3 Ordinary shares


CBA Markets Limited ACN 003 485 952	Monday, 7 November 2016	279.04		32 Ordinary shares
CBA Markets Limited ACN 003 485 952	Monday, 7 November 2016	663.10		76 Ordinary shares
CBA Markets Limited ACN 003 485 952	Monday, 7 November 2016	165.78		19 Ordinary shares
CBA Markets Limited ACN 003 485 952	Monday, 7 November 2016	17.45		2 Ordinary shares
CBA Markets Limited ACN 003 485 952	Monday, 7 November 2016	52.44		6 Ordinary shares
CBA Markets Limited ACN 003 485 952	Monday, 7 November 2016	8.74		1 Ordinary shares
CBA Markets Limited ACN 003 485 952	Monday, 7 November 2016	1,033.68		118 Ordinary shares
CBA Markets Limited ACN 003 485 952	Monday, 7 November 2016	1,006.25		115 Ordinary shares
CBA Markets Limited ACN 003 485 952	Tuesday, 8 November 2016	1,437.66		163 Ordinary shares
CBA Markets Limited ACN 003 485 952	Tuesday, 8 November 2016	3,607.38		409 Ordinary shares
CBA Markets Limited ACN 003 485 952	Wednesday, 9 November 2016	230.00		25 Ordinary shares
CBA Markets Limited ACN 003 485 952	Wednesday, 9 November 2016	358.80		39 Ordinary shares
CBA Markets Limited ACN 003 485 952	Wednesday, 9 November 2016	9.20		1 Ordinary shares
CBA Markets Limited ACN 003 485 952	Wednesday, 9 November 2016	2,263.20		246 Ordinary shares
CBA Markets Limited ACN 003 485 952	Wednesday, 9 November 2016	331.20		36 Ordinary shares
CBA Markets Limited ACN 003 485 952	Wednesday, 9 November 2016	82.80		9 Ordinary shares
CBA Markets Limited ACN 003 485 952	Wednesday, 9 November 2016	653.20		71 Ordinary shares
CBA Markets Limited ACN 003 485 952	Wednesday, 9 November 2016	4,261.25		487 Ordinary shares
CBA Markets Limited	Thursday, 10 November	1,960.80		215 Ordinary shares

ACN 003 485 952	2016			
CBA Markets Limited ACN 003 485 952	Thursday, 10 November 2016	1,993.05		215 Ordinary shares
CBA Markets Limited ACN 003 485 952	Thursday, 10 November 2016	2,041.20		210 Ordinary shares
CBA Markets Limited ACN 003 485 952	Thursday, 10 November 2016	1,996.70		205 Ordinary shares
CBA Markets Limited ACN 003 485 952	Thursday, 10 November 2016	1,950.00		200 Ordinary shares
CBA Markets Limited ACN 003 485 952	Thursday, 10 November 2016	1,988.50		205 Ordinary shares
CBA Markets Limited ACN 003 485 952	Thursday, 10 November 2016	726.00		75 Ordinary shares
CBA Markets Limited ACN 003 485 952	Thursday, 10 November 2016	1,258.40		130 Ordinary shares
CBA Markets Limited ACN 003 485 952	Thursday, 10 November 2016	660.96		68 Ordinary shares
CBA Markets Limited ACN 003 485 952	Thursday, 10 November 2016	13,860.72		1,426 Ordinary shares
CBA Markets Limited ACN 003 485 952	Thursday, 10 November 2016	1,526.04		157 Ordinary shares
CBA Markets Limited ACN 003 485 952	Thursday, 10 November 2016	8,505.00		875 Ordinary shares
CBA Markets Limited ACN 003 485 952	Friday, 11 November 2016	5,037.20		514 Ordinary shares
CBA Markets Limited ACN 003 485 952	Monday, 14 November 2016	4,998.00		490 Ordinary shares
CBA Markets Limited ACN 003 485 952	Monday, 14 November 2016	1,524.00		150 Ordinary shares
CBA Markets Limited ACN 003 485 952	Monday, 14 November 2016	2,519.68		248 Ordinary shares
CBA Markets Limited ACN 003 485 952	Monday, 14 November 2016	2,519.68		248 Ordinary shares
CBA Markets Limited ACN 003 485 952	Monday, 14 November 2016	2,519.68		248 Ordinary shares
CBA Markets Limited ACN 003 485 952	Monday, 14 November 2016	396.24		39 Ordinary shares

CBA Markets Limited ACN 003 485 952	Monday, 14 November 2016	9,997.44		984 Ordinary shares
--	-----------------------------	----------	--	---------------------

**Annexure C**

This is annexure C referred to in Form 603, Notice of initial substantial holder dated **14/11/2016**



Carla Collingwood      Company Secretary      Dated the 17 November 2016

Commonwealth Bank of Australia will, if requested by the company or responsible entity to whom this form must be given or by the Australian Securities and Investments Commission (ASIC), give a copy of one or more of the following agreements to the company, responsible entity or ASIC (as appropriate).

**Barclays Capital Securities Ltd**

Type of agreement:	Global Master Securities Lending Agreement
Parties to agreement:	(1) Commonwealth Bank of Australia and (2) Barclays Capital Securities Ltd
Can the parties exercise voting rights attaching to the securities?	No
If yes, in what circumstances?	N/A
Date on which the securities were (or are) expected to be delivered to the borrower or its nominee (ie borrow date):	The dates indicated in Annexure B on which securities were borrowed.
Scheduled date (if any) when the securities are expected to be returned to the borrower or its nominee (ie return date):	Any particular day.
Does the borrower have the right to return the securities early? [Yes/No]	Yes
If yes, in which circumstances?	At any time subject to giving notice.
Does the lender have the right to recall the securities early (ie before the scheduled return date)? [Yes/No]	Yes
If yes, in which circumstances?	At any time subject to giving notice.
Are there circumstances in which the borrower will not be required to return the securities on settlement? [Yes/No]	No
If yes, in which circumstances?	N/A

**Citigroup Global Markets Limited (Agreement 5)**

Type of agreement:	Australian Master Securities Lending Agreement
--------------------	--

Parties to agreement:	(1) Citigroup Global Markets Limited; and (2) Colonial First State Investments Limited
Can the parties exercise voting rights attaching to the securities?	No
If yes, in what circumstances?	N/A
Date on which the securities were (or are) expected to be delivered to the borrower or its nominee (ie borrow date):	The dates indicated in Annexure B on which securities were borrowed.
Scheduled date (if any) when the securities are expected to be returned to the borrower or its nominee (ie return date):	Any particular day.
Does the borrower have the right to return the securities early? [Yes/No]	Yes
If yes, in which circumstances?	At any time subject to giving notice.
Does the lender have the right to recall the securities early (ie before the scheduled return date)? [Yes/No]	Yes
If yes, in which circumstances?	At any time subject to giving notice.
Are there circumstances in which the borrower will not be required to return the securities on settlement? [Yes/No]	No
If yes, in which circumstances?	N/A

#### UBS AG (Agreement 2)

Type of agreement:	Australian Master Securities Lending Agreement
Parties to agreement:	(1) UBS AG; and (2) Colonial First State Investments Limited
Can the parties exercise voting rights attaching to the securities?	No
If yes, in what circumstances?	N/A
Date on which the securities were (or are) expected to be delivered to the borrower or its nominee (ie borrow date):	The dates indicated in Annexure B on which securities were borrowed.
Scheduled date (if any) when the securities are expected to be returned to the borrower or its nominee (ie return date):	Any particular day.
Does the borrower have the right to return the securities early? [Yes/No]	Yes
If yes, in which circumstances?	At any time subject to giving notice.
Does the lender have the right to recall the securities early (ie	Yes

before the scheduled return date)? [Yes/No]	
If yes, in which circumstances?	At any time subject to giving notice.
Are there circumstances in which the borrower will not be required to return the securities on settlement? [Yes/No]	No
If yes, in which circumstances?	N/A

**Citigroup Global Markets Limited (Agreement 2)**

Type of agreement:	Australian Master Securities Lending Agreement
Parties to agreement:	(1) Citigroup Global Markets Limited; and (2) Colonial First State Investments Limited
Can the parties exercise voting rights attaching to the securities?	No
If yes, in what circumstances?	N/A
Date on which the securities were (or are) expected to be delivered to the borrower or its nominee (ie borrow date):	The dates indicated in Annexure B on which securities were borrowed.
Scheduled date (if any) when the securities are expected to be returned to the borrower or its nominee (ie return date):	Any particular day.
Does the borrower have the right to return the securities early? [Yes/No]	Yes
If yes, in which circumstances?	At any time subject to giving notice.
Does the lender have the right to recall the securities early (ie before the scheduled return date)? [Yes/No]	Yes
If yes, in which circumstances?	At any time subject to giving notice.
Are there circumstances in which the borrower will not be required to return the securities on settlement? [Yes/No]	No
If yes, in which circumstances?	N/A

**UBS AG (Agreement 10)**

Type of agreement:	Australian Master Securities Lending Agreement
Parties to agreement:	(1) UBS AG; and (2) Colonial First State Investments Limited
Can the parties exercise voting rights attaching to the securities?	No
If yes, in what circumstances?	N/A
Date on which the securities were (or are) expected to be delivered to the borrower or its nominee (ie borrow date):	The dates indicated in Annexure B on which securities were borrowed.
Scheduled date (if any) when the securities are expected to be returned to the borrower or its nominee (ie return date):	Any particular day.
Does the borrower have the right to return the securities early? [Yes/No]	Yes
If yes, in which circumstances?	At any time subject to giving notice.
Does the lender have the right to recall the securities early (ie before the scheduled return date)? [Yes/No]	Yes
If yes, in which circumstances?	At any time subject to giving notice.
Are there circumstances in which the borrower will not be required to return the securities on settlement? [Yes/No]	No
If yes, in which circumstances?	N/A