

**FORM 605**

Corporations Act 2001

Section 671B

**Notice of ceasing to be a substantial holder****To: Company Name/Scheme: FLEXIGROUP LIMITED**ACN/ARSN: **122 574 583****1. Details of substantial holder**

Name: Commonwealth Bank of Australia ACN 123 123 124 (CBA) and its related bodies corporate listed in annexure A

The holder ceased to be a substantial holder on: **16/12/2016**The previous notice was given to the company on: **15/11/2016**The previous notice was dated: **11/11/2016****2. Changes in relevant interests**

Particulars of each change in, or change in the nature of, a relevant interest of the substantial holder or an associate in voting securities of the company or scheme, since the substantial holder was last required to give a substantial holding notice to the company or scheme are as follows:

<b>Date of change</b>	<b>Person whose relevant interest changed</b>	<b>Nature of change</b>	<b>Consideration given in relation to change</b>	<b>Class and number of securities affected</b>	<b>Person's votes affected</b>
<b>See annexure B to this notice</b>					

### 3. Changes in association

The persons who have become associates of, ceased to be associates of, or have changed the nature of their association with, the substantial holder in relation to voting interests in the company or scheme are as follows:

Name and ACN/ARSN (if applicable)	Nature of association

#### 4. Addresses

The addresses of persons named in this form are as follows:

Name	Address
ASB Group Investments Limited Company Number 533945	Level 2, ASB North Wharf, 12 Jellicoe Street, Auckland, 1010 , New Zealand
Commonwealth Bank Officers Superannuation Corporation Pty Limited ACN 074 519 798	Level 11 Tower 1, 201 Sussex St Sydney NSW 2001
Colonial First State Asset Management (Australia) Limited ACN 114 194 311	Ground Floor Tower 1, 201 Sussex Street, Sydney, NSW, 2000, Australia
Colonial First State Investments Limited ACN 002 348 352	Ground Floor Tower 1, 201 Sussex Street, Sydney, NSW, 2000, Australia
Avanteos Investments Limited ACN 096 259 979	Ground Floor Tower 1, 201 Sussex Street, Sydney, NSW, 2000, Australia
Realindex Investments Pty Limited ACN 133 312 017	Ground Floor Tower 1, 201 Sussex Street, Sydney, NSW, 2000, Australia
Sovereign Services Limited ACN 969417	Level 2, ASB North Wharf, 12 Jellicoe Street, Auckland, 1010 , New Zealand
CBA Markets Limited ACN 003 485 952	Ground Floor Tower 1, 201 Sussex Street, Sydney, NSW, 2000, Australia
The Colonial Mutual Life Assurance Society Limited ACN 004 021 809	Ground Floor Tower 1, 201 Sussex Street, Sydney, NSW, 2000, Australia

5. Signature




---

Carla Collingwood-Company Secretary

Dated the 19 day of December 2016

Annexure A

This is annexure A referred to in Form 605, Notice of ceasing to be a substantial holder dated 16/12/2016



Carla Collingwood

Company Secretary

Dated the 19 December 2016

SCHEDULE

AEGIS CORRECTIONAL PARTNERSHIP PTY LTD  
AEGIS LIMITED  
AHL HOLDINGS PTY LIMITED  
ALTONA V6 PTY LIMITED  
ASB BANK LIMITED  
ASB CAPITAL LIMITED (NZX-ASBPA)  
ASB CAPITAL NO.2 LIMITED (NZX-ASBPB)  
ASB FINANCE LIMITED  
ASB FUNDING LIMITED  
ASB GROUP (LIFE) LIMITED  
ASB GROUP INVESTMENTS LIMITED  
ASB HOLDINGS LIMITED  
ASB MANAGEMENT SERVICES LIMITED  
ASB NOMINEES LIMITED  
ASB SECURITIES LIMITED  
ASKLEPIOS LIMITED  
ASPIRE SCHOOLS FINANCING (QLD) PTY LIMITED  
ASPIRE SCHOOLS HOLDINGS (QLD) PTY LIMITED  
AUSIEX NOMINEES PTY LIMITED  
AUSTRALIAN INVESTMENT EXCHANGE LIMITED  
AVANTEOS INVESTMENTS LIMITED  
AVANTEOS PTY LTD  
BANK OF HANGZHOU CO. LTD  
BANKWEST FOUNDATION LIMITED  
BDELTA VESSEL NO 1 PTY LTD  
BDELTA VESSEL NO 2 PTY LTD  
BDELTA VESSEL NO 3 PTY LTD  
BDELTA VESSEL NO 4 PTY LTD  
BOCOMMLIFE INSURANCE COMPANY LIMITED  
BOND INVESTMENTS NO 1 LIMITED  
BOND INVESTMENTS UK LIMITED  
BW FINANCIAL ADVICE LIMITED  
BW SECURITISATION MANAGEMENT PTY LTD  
BWA GROUP SERVICES PTY LTD  
BWA INTELLECTUAL PROPERTY HOLDINGS LIMITED  
CAPITAL 121 PTY LIMITED  
CARDS NZ LIMITED  
CBA (EUROPE) FINANCE LTD (IN LIQUIDATION)  
CBA A319 4624 PTY LIMITED  
CBA A319 4635 PTY LIMITED  
CBA A320 4077 PTY LTD  
CBA A320 4948 PTY LIMITED  
CBA A320 5156 PTY LIMITED  
CBA A320 5249 PTY LTD  
CBA A320 5289 PTY LTD  
CBA A320 5638 PTY LTD  
CBA A320 6749 PTY LIMITED  
CBA A320 AIRCRAFT NO1 PTY LTD  
CBA A330 1427 Pty Ltd  
CBA A330 1453 PTY LIMITED  
CBA AIR A320 2714 PTY LIMITED  
CBA AIR PTY LTD  
CBA ASSET FINANCE (NZ) LIMITED  
CBA ASSET HOLDINGS (NZ) LIMITED  
CBA B377 37091 PTY LTD  
CBA B738 39822 PTY LIMITED  
CBA B773 60333 PTY LIMITED  
CBA CAPITAL AUSTRALIA PTY LIMITED  
CBA CAPITAL HOLDINGS INC.  
CBA CAPITAL TRUST I  
CBA CAPITAL TRUST II  
CBA CORPORATE SERVICES (NSW) PTY LIMITED  
CBA CORPORATE SERVICES (VIC) PTY LIMITED  
CBA EUROPE LIMITED  
CBA FUNDING (NZ) LIMITED  
CBA FUNDING HOLDINGS PTY LTD  
CBA FUNDING TRUST I  
CBA INTERNATIONAL FINANCE PTY. LIMITED  
CBA INTERNATIONAL FINANCIAL SERVICES LIMITED (formerly known as COMMBANK MANAGEMENT CONSULTING (ASIA) COMPANY LIMITED)  
CBA INVESTMENTS (NO.4) LIMITED  
CBA MARKETS LIMITED  
CBA MTE RAIL COMPANY PTY LIMITED  
CBA NZ HOLDING LIMITED  
CBA RAIL & TRAM COMPANY PTY LIMITED  
CBA ROLLING STOCK COMPANY NO.1 PTY LIMITED  
CBA SA HOLDINGS PROPRIETARY LIMITED  
CBA SERVICES SINGAPORE PTE LTD  
CBA SPECIALISED FINANCING PTY LIMITED  
CBA STAFF COMMUNITY FUND LIMITED  
CBA USD FUNDING LIMITED  
CBA USD INVESTMENTS PTY LIMITED  
CBFC LEASING PTY. LIMITED  
CBFC LIMITED  
CFSPAI EUROPE CO LIMITED (formerly known as CFSPAI MALTA CO LIMITED)  
CFSPAI EUROPE HOLDCO LIMITED (formerly known as CFSPAI MALTA HOLDCO LIMITED)  
CHRISTMAS BREAK PTY LTD  
CHULLORA EQUITY INVESTMENT (NO 1) PTY


LIMITED  
CHULLORA EQUITY INVESTMENT (NO 2) PTY LIMITED  
CHULLORA EQUITY INVESTMENT (NO 3) PTY LIMITED  
CIPL ARARAT PTY LTD  
CIPL SA SCHOOLS PTY LTD  
CISL (NO.1) PTY LIMITED  
CM-SOMERTON PTY. LTD.  
CMG ASIA LIFE HOLDINGS LIMITED  
CMG ASIA PTY LTD  
COLLATERAL LEASING PTY LTD  
COLONIAL FIRST STATE ASSET MANAGEMENT (AUSTRALIA) LIMITED  
COLONIAL FIRST STATE GROUP LIMITED  
COLONIAL FIRST STATE INFRASTRUCTURE HOLDINGS LIMITED  
COLONIAL FIRST STATE INFRASTRUCTURE MANAGERS (AUSTRALIA) PTY LTD  
COLONIAL FIRST STATE INVESTMENTS LIMITED  
COLONIAL FIRST STATE MANAGED INFRASTRUCTURE LIMITED  
COLONIAL HOLDING COMPANY LIMITED  
COLONIAL MUTUAL SUPERANNUATION PTY. LTD.  
COLONIAL SERVICES PTY LIMITED  
COMMBANK EUROPE LIMITED  
COMMBANK MANAGEMENT CONSULTING (SHANGHAI) COMPANY LIMITED  
COMMFUNDATION PTY LIMITED  
COMMONWEALTH AUSTRALIA SECURITIES LLC  
COMMONWEALTH BANK OF AUSTRALIA  
COMMONWEALTH BANK OF AUSTRALIA (CHENG'AN) COUNTY BANK CO. LTD.  
COMMONWEALTH BANK OF AUSTRALIA (CIXIAN) COUNTY BANK CO. LTD  
COMMONWEALTH BANK OF AUSTRALIA (DENGFENG) COUNTY BANK CO. LTD  
COMMONWEALTH BANK OF AUSTRALIA (HANDANXIAN) COUNTY BANK CO. LTD.  
COMMONWEALTH BANK OF AUSTRALIA (JIYUAN) COUNTY BANK CO. LTD  
COMMONWEALTH BANK OF AUSTRALIA (LANKAO) COUNTY BANK CO. LTD  
COMMONWEALTH BANK OF AUSTRALIA (LUANCHENG) COUNTY BANK CO. LTD  
COMMONWEALTH BANK OF AUSTRALIA (MIANCHI) COUNTY BANK CO. LTD  
COMMONWEALTH BANK OF AUSTRALIA (SHEXIAN) COUNTY BANK CO. LTD  
COMMONWEALTH BANK OF AUSTRALIA (UK) STAFF BENEFITS SCHEME TRUSTEE COMPANY LIMITED  
COMMONWEALTH BANK OF AUSTRALIA (WEIXIAN) COUNTY BANK CO. LTD.  
COMMONWEALTH BANK OF AUSTRALIA (WENXIAN) COUNTY BANK CO. LTD  
COMMONWEALTH BANK OF AUSTRALIA (XINJI) COUNTY BANK CO. LTD  
COMMONWEALTH BANK OF AUSTRALIA (YICHUAN) COUNTY BANK CO. LTD  
COMMONWEALTH BANK OF AUSTRALIA (YONGCHENG) COUNTY BANK CO. LTD  
COMMONWEALTH BANK OF AUSTRALIA (YONGNIAN) COUNTY BANK CO. LTD  
COMMONWEALTH BANK OFFICERS  
SUPERANNUATION CORPORATION PTY LIMITED  
Commonwealth Custodial Services Pty Ltd  
COMMONWEALTH DEVELOPMENT BANK OF AUSTRALIA PTY LIMITED  
COMMONWEALTH FINANCIAL PLANNING LIMITED  
COMMONWEALTH INSURANCE HOLDINGS LIMITED  
COMMONWEALTH INSURANCE LIMITED  
COMMONWEALTH INVESTMENTS PTY LIMITED  
COMMONWEALTH PRIVATE LIMITED  
COMMONWEALTH SECURITIES LIMITED  
COMMWEALTH INTERNATIONAL HOLDINGS PTY LIMITED  
COMSEC NOMINEES PTY LIMITED  
CORE EQUITY SERVICES NOMINEES PTY LIMITED  
COUNT FINANCIAL LIMITED  
CRYSTAL AVENUE PTY LIMITED  
CTB AUSTRALIA LIMITED  
ELLAS CONTAINER SHIP COMPANY 1 PTY LIMITED  
ELLAS CONTAINER SHIP COMPANY 2 PTY LIMITED  
EMERALD HOLDING COMPANY PTY LIMITED  
EQUIGROUP HOLDINGS PTY LIMITED  
FINANCIAL WISDOM LIMITED  
FINCONNECT (AUSTRALIA) PTY LTD  
FIRST STATE CINDA FUND MANAGEMENT COMPANY LIMITED  
First State European Diversified Infrastructure Sarl  
First State Funds Plc  
First State Global Umbrella Fund Public Limited Company  
FIRST STATE INFRASTRUCTURE MANAGERS (INTERNATIONAL) LIMITED  
First State Investment Management (UK) Limited  
FIRST STATE INVESTMENT MANAGERS (ASIA) LIMITED  
First State Investment Services (UK) Limited  
FIRST STATE INVESTMENTS (HONG KONG) LIMITED  
FIRST STATE INVESTMENTS (JAPAN) LIMITED  
FIRST STATE INVESTMENTS (NZ) LIMITED  
FIRST STATE INVESTMENTS (SINGAPORE)  
First State Investments (UK Holdings) Limited  
First State Investments (UK) Limited  
FIRST STATE INVESTMENTS (US) LLC  
First State Investments Fund Management Sarl  
First State Investments GIP Management Sarl  
FIRST STATE INVESTMENTS HOLDINGS (SINGAPORE) LIMITED  
First State Investments ICVC  
First State Investments International Inc  
First State Investments International Limited  
FIRST STATE NOMINEES (HONG KONG) LIMITED  
FSIB LTD (formerly known as FIRST STATE INVESTMENTS (BERMUDA) LIMITED)  
FSIC Limited (formerly known as First State Investments (Cayman) Limited)  
GT USD FUNDING PTY LIMITED  
HAZELWOOD INVESTMENT COMPANY PTY

LIMITED  
HOMEPATH PTY LIMITED  
INVERLOCH LEASING PTY LIMITED  
INVESTMENT CUSTODIAL SERVICES LIMITED  
INVESTORWEB.COM. PTY LIMITED  
IWL BROKING SOLUTIONS PTY LIMITED  
IWL PTY LIMITED  
JACQUES MARTIN ADMINISTRATION AND  
CONSULTING PTY LTD  
JACQUES MARTIN PTY. LTD.  
LOFT NO 1 PTY LIMITED  
LOFT NO 2 PTY LIMITED  
LOFT NO.3 PTY LIMITED  
MIS FUNDING NO.1 PTY LIMITED  
MORTGAGE HOLDING TRUST COMPANY LIMITED  
MTE DEBT VEHICLE PTY LTD  
MTE LESSOR 1 PTY LTD  
MTE LESSOR 2 PTY LTD  
MTE LESSOR 3 PTY LTD  
MTE LESSOR 4 PTY LTD  
MTE LESSOR 5 PTY LTD  
MTE NOMINEE PARTNER PTY LTD  
NETSHARE NOMINEES PTY LTD  
NEWPORT LIMITED  
NEWSHELF 1314 (PTY) LTD  
NEWSHELF 1315 (PTY) LTD  
NIMITZ NOMINEES PTY LIMITED  
ORE & OVERBURDEN PTY LIMITED  
PREFERRED CAPITAL PTY LIMITED  
PREMIUM ALTERNATIVE INVESTMENTS PTY  
LIMITED  
PREMIUM CUSTODY SERVICES PTY LTD  
PREMIUM PLANTATIONS PTY LIMITED  
PREMIUM PLANTATIONS SERVICES PTY LTD  
PT BANK COMMONWEALTH  
PT COMMONWEALTH LIFE  
PT FIRST STATE INVESTMENTS INDONESIA  
QILU BANK CO. LTD.  
REALINDEX INVESTMENTS PTY LIMITED  
RELIANCE ACHIEVER PTY LIMITED  
RESIDENTIAL MORTGAGE GROUP PTY LTD  
ROCK & RUBBLE (DEBT VEHICLE) PTY LIMITED  
ROCK & RUBBLE (EXISTING) PTY LIMITED  
ROCK & RUBBLE (NEW) PTY LIMITED  
SAF MINING NO.2 PTY LIMITED  
SAF Mining No1 Pty Limited  
SAFE NO1 PTY LTD  
SAFE NO19 PTY LIMITED  
SAFE NO2 PTY LTD  
SAFE NO3 PTY LTD  
SAFE NO4 PTY LIMITED  
SAFE NO9 PTY LIMITED  
SAFE USD HOLDINGS PTY LTD  
SBN NOMINEES PTY. LIMITED  
SECURITISATION ADVISORY SERVICES PTY.  
LIMITED  
SECURITISATION MANAGEMENT SERVICES

LIMITED  
SECURITY HOLDING INVESTMENT ENTITY LINKING  
DEALS LIMITED  
SENBARY PTY LIMITED  
SHARE DIRECT NOMINEES PTY LIMITED  
SHARE INVESTMENTS PTY LIMITED  
SI Holdings Limited  
SIF RAILWAY NO.1 PTY LIMITED (IN LIQUIDATION)  
SIF RAILWAY NO.2 PTY LIMITED (IN LIQUIDATION)  
SOVEREIGN ASSURANCE COMPANY LIMITED  
SOVEREIGN SERVICES LIMITED  
SOVEREIGN SUPERANNUATION FUNDS LIMITED  
SOVEREIGN SUPERANNUATION TRUSTEES  
LIMITED  
ST ANDREW'S AUSTRALIA PTY LTD  
STATE NOMINEES LTD  
SWAN SECURITISATION FINANCE PTY LIMITED (IN  
LIQUIDATION)  
SWAN SECURITISATION INVESTMENTS PTY LTD  
(IN LIQUIDATION)  
T.W. CUSTODIANS LIMITED  
TANKSTREAM RAIL (BY - 1) PTY LIMITED  
TANKSTREAM RAIL (BY - 2) PTY LIMITED  
TANKSTREAM RAIL (BY - 3) PTY LIMITED  
TANKSTREAM RAIL (BY - 4) PTY LIMITED  
TANKSTREAM RAIL (SW - 1) PTY LIMITED  
TANKSTREAM RAIL (SW - 2) PTY LIMITED  
TANKSTREAM RAIL (SW - 3) PTY LIMITED  
TANKSTREAM RAIL (SW - 4) PTY LIMITED  
TANKSTREAM RAIL (VICTORIA) PTY LIMITED  
THE COLONIAL MUTUAL LIFE ASSURANCE  
SOCIETY LIMITED  
TOTAL KEEN INVESTMENT LIMITED  
TYME CAPITAL PROPRIETARY LIMITED  
TYME INFIELD PROPRIETARY LIMITED (formerly  
know as EDGE FIELD MARKETING PROPRIETARY  
LTD)  
TYME INTELLECTUAL PROPERTIES PROPRIETARY  
LIMITED  
TYME INVESTMENTS PROPRIETARY LIMITED  
TYME TECHNICAL SOLUTIONS PROPRIETARY  
LIMITED  
VATOSCAN PROPRIETARY LIMITED  
VH-VZF PTY LTD  
VH-VZG PTY LTD  
VH-VZH PTY LTD  
VIETNAM INTERNATIONAL BANK (VIETNAM  
INTERNATIONAL COMMERCIAL JOINT STOCK  
BANK)  
VIPRO PTY LIMITED  
WESTSIDE PROPERTIES LIMITED

## Annexure B

This is annexure B referred to in Form 605, Notice of ceasing to be a substantial holder dated **16/12/2016**



Carla Collingwood Company Secretary

Dated the 19 December 2016

Date of change	Person whose relevant interest changed	Nature of change	Consideration given in relation to change	Class and number of securities affected	Person's votes affected
Monday, 14 November 2016	Colonial First State Asset Management (Australia) Limited ACN 114 194 311	Sale	327,008.37	151,085 Ordinary shares	151,085
Thursday, 17 November 2016	Colonial First State Asset Management (Australia) Limited ACN 114 194 311	Sale	224,985.04	97,527 Ordinary shares	97,527
Friday, 18 November 2016	Colonial First State Asset Management (Australia) Limited ACN 114 194 311	Sale	113,797.39	51,138 Ordinary shares	51,138
Monday, 21 November 2016	Colonial First State Asset Management (Australia) Limited ACN 114 194 311	Purchase	36,167.39	16,667 Ordinary shares	16,667
Thursday, 24 November 2016	Colonial First State Asset Management (Australia) Limited ACN 114 194 311	Purchase	18,666.80	8,116 Ordinary shares	8,116
Thursday, 1 December 2016	Colonial First State Asset Management (Australia) Limited ACN 114 194 311	Purchase	14,720.01	6,159 Ordinary shares	6,159
Tuesday, 15 November 2016	Colonial First State Asset Management (Australia) Limited ACN 114 194 311	Purchase	320,850.08	138,800 Ordinary shares	138,800
Monday, 14 November 2016	Colonial First State Asset Management (Australia) Limited ACN 114 194 311	Sale	675,030.91	311,879 Ordinary shares	311,879
Thursday, 17	Colonial First State Asset Management	Sale	434,945.23	188,541 Ordinary	188,541



November 2016	(Australia) Limited ACN 114 194 311			shares	
Friday, 18 November 2016	Colonial First State Asset Management (Australia) Limited ACN 114 194 311	Sale	219,997.61	98,862 Ordinary shares	98,862
Thursday, 17 November 2016	Colonial First State Asset Management (Australia) Limited ACN 114 194 311	Purchase	13,844.22	6,381 Ordinary shares	6,381
Thursday, 17 November 2016	Colonial First State Asset Management (Australia) Limited ACN 114 194 311	Purchase	82,079.15	37,715 Ordinary shares	37,715
Tuesday, 15 November 2016	Colonial First State Asset Management (Australia) Limited ACN 114 194 311	Purchase	244,116.52	105,605 Ordinary shares	105,605
Thursday, 17 November 2016	Colonial First State Asset Management (Australia) Limited ACN 114 194 311	Purchase	35,839.62	16,519 Ordinary shares	16,519
Thursday, 17 November 2016	Colonial First State Asset Management (Australia) Limited ACN 114 194 311	Purchase	212,493.93	97,640 Ordinary shares	97,640
Tuesday, 22 November 2016	Colonial First State Asset Management (Australia) Limited ACN 114 194 311	Purchase	219,758.06	99,659 Ordinary shares	99,659
Thursday, 24 November 2016	Colonial First State Asset Management (Australia) Limited ACN 114 194 311	Purchase	242,941.80	105,728 Ordinary shares	105,728
Friday, 16 December 2016	Colonial First State Asset Management (Australia) Limited ACN 114 194 311	Purchase	11,834.07	5,079 Ordinary shares	5,079
Wednesday, 7 December 2016	Colonial First State Asset Management (Australia) Limited ACN 114 194 311	Sale	601,385.41	255,615 Ordinary shares	255,615
Wednesday, 30 November 2016	Colonial First State Investments Limited (Note 1) ACN 002 348 352	Borrow Increase	N/A	846 Ordinary shares (borrowed from Citigroup Global Markets Limited (Agreement 1), see	846

				Annexure C)	
Monday, 14 November 2016	Colonial First State Investments Limited (Note 1) ACN 002 348 352	Purchase	406,861.96	181,789 Ordinary shares	181,789
Friday, 25 November 2016	Colonial First State Investments Limited (Note 1) ACN 002 348 352	Sale	419,932.59	181,789 Ordinary shares	181,789
Tuesday, 13 December 2016	Colonial First State Investments Limited (Note 1) ACN 002 348 352	Borrow Decrease	N/A	32,231 Ordinary shares (returned to UBS AG (Agreement 1), see Annexure C)	32,231
Friday, 25 November 2016	Realindex Investments Pty Limited ACN 133 312 017	Purchase	419,932.59	181,789 Ordinary shares	181,789
Friday, 16 December 2016	Realindex Investments Pty Limited ACN 133 312 017	Sale	247,303.83	102,179 Ordinary shares	102,179
Wednesday, 23 November 2016	CBA Markets Limited ACN 003 485 952	Borrow Increase	N/A	95,607 Ordinary shares (borrowed from Barclays Capital Securities Ltd, see Annexure C)	95,607
Thursday, 24 November 2016	CBA Markets Limited ACN 003 485 952	Borrow Decrease	N/A	95,607 Ordinary shares (returned to Barclays Capital Securities Ltd, see Annexure C)	95,607
Thursday, 24 November 2016	CBA Markets Limited ACN 003 485 952	Borrow Increase	N/A	145,154 Ordinary shares (borrowed from Barclays Capital Securities Ltd, see Annexure C)	145,154
Friday, 25 November 2016	CBA Markets Limited ACN 003 485 952	Borrow Increase	N/A	106,454 Ordinary shares (borrowed from Barclays Capital Securities Ltd, see Annexure C)	106,454
Friday, 25 November 2016	CBA Markets Limited ACN 003	Borrow Decrease	N/A	145,154 Ordinary shares (returned to Barclays	145,154

	485 952			Capital Securities Ltd, see Annexure C)	
Monday, 28 November 2016	CBA Markets Limited ACN 003 485 952	Borrow Decrease	N/A	106,454 Ordinary shares (returned to Barclays Capital Securities Ltd, see Annexure C)	106,454
Thursday, 8 December 2016	CBA Markets Limited ACN 003 485 952	Borrow Increase	N/A	54,528 Ordinary shares (borrowed from Barclays Capital Securities Ltd, see Annexure C)	54,528
Friday, 9 December 2016	CBA Markets Limited ACN 003 485 952	Borrow Increase	N/A	40,640 Ordinary shares (borrowed from Barclays Capital Securities Ltd, see Annexure C)	40,640
Friday, 9 December 2016	CBA Markets Limited ACN 003 485 952	Borrow Decrease	N/A	54,528 Ordinary shares (returned to Barclays Capital Securities Ltd, see Annexure C)	54,528
Monday, 12 December 2016	CBA Markets Limited ACN 003 485 952	Borrow Decrease	N/A	40,640 Ordinary shares (returned to Barclays Capital Securities Ltd, see Annexure C)	40,640
Monday, 12 December 2016	CBA Markets Limited ACN 003 485 952	Borrow Increase	N/A	39,247 Ordinary shares (borrowed from Barclays Capital Securities Ltd, see Annexure C)	39,247
Tuesday, 13 December 2016	CBA Markets Limited ACN 003 485 952	Borrow Increase	N/A	89,621 Ordinary shares (borrowed from Barclays Capital Securities Ltd, see Annexure C)	89,621
Tuesday, 13 December 2016	CBA Markets Limited ACN 003 485 952	Borrow Decrease	N/A	39,247 Ordinary shares (returned to Barclays Capital Securities Ltd, see Annexure C)	39,247

Wednesday, 14 December 2016	CBA Markets Limited ACN 003 485 952	Borrow Decrease	N/A	89,621 Ordinary shares (returned to Barclays Capital Securities Ltd, see Annexure C)	89,621
Monday, 14 November 2016	CBA Markets Limited ACN 003 485 952	Sale	5,268.24	2,439 Ordinary shares	2,439
Monday, 14 November 2016	CBA Markets Limited ACN 003 485 952	Sale	64.80	30 Ordinary shares	30
Monday, 14 November 2016	CBA Markets Limited ACN 003 485 952	Sale	1,933.20	895 Ordinary shares	895
Monday, 14 November 2016	CBA Markets Limited ACN 003 485 952	Sale	2,016.50	925 Ordinary shares	925
Monday, 14 November 2016	CBA Markets Limited ACN 003 485 952	Sale	9,534.98	4,394 Ordinary shares	4,394
Monday, 14 November 2016	CBA Markets Limited ACN 003 485 952	Sale	10,635.17	4,901 Ordinary shares	4,901
Monday, 14 November 2016	CBA Markets Limited ACN 003 485 952	Sale	10,092.67	4,651 Ordinary shares	4,651
Tuesday, 15 November 2016	CBA Markets Limited ACN 003 485 952	Sale	5,045.76	2,304 Ordinary shares	2,304
Tuesday, 15 November 2016	CBA Markets Limited ACN 003 485 952	Sale	10,044.16	4,484 Ordinary shares	4,484
Wednesday, 16 November 2016	CBA Markets Limited ACN 003 485 952	Sale	1,352.96	604 Ordinary shares	604
Wednesday, 16 November 2016	CBA Markets Limited ACN 003 485 952	Sale	1,355.20	605 Ordinary shares	605
Wednesday, 16 November 2016	CBA Markets Limited ACN 003 485 952	Sale	2,291.52	1,023 Ordinary shares	1,023
Monday, 14 November 2016	CBA Markets Limited ACN 003	Purchase	4,477.76	1,999 Ordinary shares	1,999

	485 952				
Monday, 14 November 2016	CBA Markets Limited ACN 003 485 952	Purchase	521.92	233 Ordinary shares	233
Wednesday, 16 November 2016	CBA Markets Limited ACN 003 485 952	Sale	2,004.80	895 Ordinary shares	895
Wednesday, 16 November 2016	CBA Markets Limited ACN 003 485 952	Sale	2,002.50	890 Ordinary shares	890
Monday, 14 November 2016	CBA Markets Limited ACN 003 485 952	Purchase	92.66	41 Ordinary shares	41
Monday, 14 November 2016	CBA Markets Limited ACN 003 485 952	Purchase	10,000.50	4,425 Ordinary shares	4,425
Tuesday, 15 November 2016	CBA Markets Limited ACN 003 485 952	Purchase	4,218.00	1,850 Ordinary shares	1,850
Tuesday, 15 November 2016	CBA Markets Limited ACN 003 485 952	Purchase	4,074.36	1,787 Ordinary shares	1,787
Tuesday, 15 November 2016	CBA Markets Limited ACN 003 485 952	Purchase	296.40	130 Ordinary shares	130
Tuesday, 15 November 2016	CBA Markets Limited ACN 003 485 952	Purchase	1,500.24	658 Ordinary shares	658
Thursday, 17 November 2016	CBA Markets Limited ACN 003 485 952	Sale	501.67	221 Ordinary shares	221
Thursday, 17 November 2016	CBA Markets Limited ACN 003 485 952	Sale	9,080.00	4,000 Ordinary shares	4,000
Thursday, 17 November 2016	CBA Markets Limited ACN 003 485 952	Sale	463.08	204 Ordinary shares	204
Thursday, 17 November 2016	CBA Markets Limited ACN 003 485 952	Sale	2,006.40	880 Ordinary shares	880
Thursday, 17 November 2016	CBA Markets Limited ACN 003	Sale	1,985.18	865 Ordinary shares	865

	485 952				
Thursday, 17 November 2016	CBA Markets Limited ACN 003 485 952	Sale	3,001.50	1,305 Ordinary shares	1,305
Thursday, 17 November 2016	CBA Markets Limited ACN 003 485 952	Sale	2,006.80	865 Ordinary shares	865
Thursday, 17 November 2016	CBA Markets Limited ACN 003 485 952	Sale	1,753.92	756 Ordinary shares	756
Thursday, 17 November 2016	CBA Markets Limited ACN 003 485 952	Sale	241.28	104 Ordinary shares	104
Thursday, 17 November 2016	CBA Markets Limited ACN 003 485 952	Sale	2.31	1 Ordinary shares	1
Thursday, 17 November 2016	CBA Markets Limited ACN 003 485 952	Sale	2.31	1 Ordinary shares	1
Thursday, 17 November 2016	CBA Markets Limited ACN 003 485 952	Sale	50.93	22 Ordinary shares	22
Thursday, 17 November 2016	CBA Markets Limited ACN 003 485 952	Sale	20.84	9 Ordinary shares	9
Thursday, 17 November 2016	CBA Markets Limited ACN 003 485 952	Sale	25.47	11 Ordinary shares	11
Thursday, 17 November 2016	CBA Markets Limited ACN 003 485 952	Sale	30.09	13 Ordinary shares	13
Thursday, 17 November 2016	CBA Markets Limited ACN 003 485 952	Sale	4.63	2 Ordinary shares	2
Thursday, 17 November 2016	CBA Markets Limited ACN 003 485 952	Sale	27.78	12 Ordinary shares	12
Thursday, 17 November 2016	CBA Markets Limited ACN 003 485 952	Sale	2,437.05	1,055 Ordinary shares	1,055
Thursday, 17 November 2016	CBA Markets Limited ACN 003	Sale	16.14	7 Ordinary shares	7

	485 952				
Thursday, 17 November 2016	CBA Markets Limited ACN 003 485 952	Sale	34.65	15 Ordinary shares	15
Thursday, 17 November 2016	CBA Markets Limited ACN 003 485 952	Sale	928.62	402 Ordinary shares	402
Thursday, 17 November 2016	CBA Markets Limited ACN 003 485 952	Sale	9.24	4 Ordinary shares	4
Thursday, 17 November 2016	CBA Markets Limited ACN 003 485 952	Sale	552.09	239 Ordinary shares	239
Thursday, 17 November 2016	CBA Markets Limited ACN 003 485 952	Sale	29,055.90	12,633 Ordinary shares	12,633
Friday, 18 November 2016	CBA Markets Limited ACN 003 485 952	Sale	2,028.94	886 Ordinary shares	886
Friday, 18 November 2016	CBA Markets Limited ACN 003 485 952	Sale	856.46	374 Ordinary shares	374
Friday, 18 November 2016	CBA Markets Limited ACN 003 485 952	Sale	153.43	67 Ordinary shares	67
Friday, 18 November 2016	CBA Markets Limited ACN 003 485 952	Sale	2,131.99	931 Ordinary shares	931
Friday, 18 November 2016	CBA Markets Limited ACN 003 485 952	Sale	288.54	126 Ordinary shares	126
Friday, 18 November 2016	CBA Markets Limited ACN 003 485 952	Sale	4,087.65	1,785 Ordinary shares	1,785
Friday, 18 November 2016	CBA Markets Limited ACN 003 485 952	Sale	409.91	179 Ordinary shares	179
Friday, 18 November 2016	CBA Markets Limited ACN 003 485 952	Sale	3,948.75	1,755 Ordinary shares	1,755
Friday, 18 November 2016	CBA Markets Limited ACN 003	Sale	1,973.55	885 Ordinary shares	885

	485 952				
Friday, 18 November 2016	CBA Markets Limited ACN 003 485 952	Sale	1,969.00	895 Ordinary shares	895
Friday, 18 November 2016	CBA Markets Limited ACN 003 485 952	Sale	1,980.00	900 Ordinary shares	900
Wednesday, 16 November 2016	CBA Markets Limited ACN 003 485 952	Purchase	15,251.40	6,870 Ordinary shares	6,870
Wednesday, 16 November 2016	CBA Markets Limited ACN 003 485 952	Purchase	430.68	194 Ordinary shares	194
Wednesday, 16 November 2016	CBA Markets Limited ACN 003 485 952	Purchase	1,440.78	649 Ordinary shares	649
Wednesday, 16 November 2016	CBA Markets Limited ACN 003 485 952	Purchase	2,288.82	1,031 Ordinary shares	1,031
Wednesday, 16 November 2016	CBA Markets Limited ACN 003 485 952	Purchase	3,887.22	1,751 Ordinary shares	1,751
Wednesday, 16 November 2016	CBA Markets Limited ACN 003 485 952	Purchase	1,831.50	825 Ordinary shares	825
Wednesday, 16 November 2016	CBA Markets Limited ACN 003 485 952	Purchase	1,300.92	586 Ordinary shares	586
Thursday, 17 November 2016	CBA Markets Limited ACN 003 485 952	Purchase	1,237.35	565 Ordinary shares	565
Thursday, 17 November 2016	CBA Markets Limited ACN 003 485 952	Purchase	8,628.60	3,940 Ordinary shares	3,940
Monday, 21 November 2016	CBA Markets Limited ACN 003 485 952	Sale	1,987.20	920 Ordinary shares	920
Monday, 21 November 2016	CBA Markets Limited ACN 003 485 952	Sale	2,007.25	925 Ordinary shares	925
Monday, 21 November 2016	CBA Markets Limited ACN 003	Sale	2,005.60	920 Ordinary shares	920



	485 952				
Monday, 21 November 2016	CBA Markets Limited ACN 003 485 952	Sale	1,994.70	915 Ordinary shares	915
Monday, 21 November 2016	CBA Markets Limited ACN 003 485 952	Sale	1,992.90	910 Ordinary shares	910
Monday, 21 November 2016	CBA Markets Limited ACN 003 485 952	Sale	1,251.32	574 Ordinary shares	574
Monday, 21 November 2016	CBA Markets Limited ACN 003 485 952	Sale	721.58	331 Ordinary shares	331
Monday, 21 November 2016	CBA Markets Limited ACN 003 485 952	Sale	1,994.70	915 Ordinary shares	915
Monday, 21 November 2016	CBA Markets Limited ACN 003 485 952	Sale	1,120.52	514 Ordinary shares	514
Monday, 21 November 2016	CBA Markets Limited ACN 003 485 952	Sale	2,254.12	1,034 Ordinary shares	1,034
Thursday, 17 November 2016	CBA Markets Limited ACN 003 485 952	Purchase	8,624.08	3,956 Ordinary shares	3,956
Tuesday, 22 November 2016	CBA Markets Limited ACN 003 485 952	Sale	9,223.58	4,231 Ordinary shares	4,231
Tuesday, 22 November 2016	CBA Markets Limited ACN 003 485 952	Sale	32.92	15 Ordinary shares	15
Tuesday, 22 November 2016	CBA Markets Limited ACN 003 485 952	Sale	1,343.34	612 Ordinary shares	612
Tuesday, 22 November 2016	CBA Markets Limited ACN 003 485 952	Sale	68.05	31 Ordinary shares	31
Tuesday, 22 November 2016	CBA Markets Limited ACN 003 485 952	Sale	3,996.75	1,825 Ordinary shares	1,825
Tuesday, 22 November 2016	CBA Markets Limited ACN 003	Sale	302.22	138 Ordinary shares	138

	485 952				
Tuesday, 22 November 2016	CBA Markets Limited ACN 003 485 952	Sale	295.65	135 Ordinary shares	135
Tuesday, 22 November 2016	CBA Markets Limited ACN 003 485 952	Sale	1,723.53	787 Ordinary shares	787
Tuesday, 22 November 2016	CBA Markets Limited ACN 003 485 952	Sale	35.04	16 Ordinary shares	16
Tuesday, 22 November 2016	CBA Markets Limited ACN 003 485 952	Sale	698.61	319 Ordinary shares	319
Tuesday, 22 November 2016	CBA Markets Limited ACN 003 485 952	Sale	12,958.23	5,917 Ordinary shares	5,917
Tuesday, 22 November 2016	CBA Markets Limited ACN 003 485 952	Sale	4,684.41	2,139 Ordinary shares	2,139
Tuesday, 22 November 2016	CBA Markets Limited ACN 003 485 952	Sale	1,222.02	558 Ordinary shares	558
Tuesday, 22 November 2016	CBA Markets Limited ACN 003 485 952	Sale	781.83	357 Ordinary shares	357
Tuesday, 22 November 2016	CBA Markets Limited ACN 003 485 952	Sale	801.54	366 Ordinary shares	366
Tuesday, 22 November 2016	CBA Markets Limited ACN 003 485 952	Sale	808.11	369 Ordinary shares	369
Tuesday, 22 November 2016	CBA Markets Limited ACN 003 485 952	Sale	748.98	342 Ordinary shares	342
Tuesday, 22 November 2016	CBA Markets Limited ACN 003 485 952	Sale	792.78	362 Ordinary shares	362
Tuesday, 22 November 2016	CBA Markets Limited ACN 003 485 952	Sale	9,699.51	4,429 Ordinary shares	4,429
Monday, 21 November 2016	CBA Markets Limited ACN 003	Purchase	129.21	59 Ordinary shares	59

	485 952				
Monday, 21 November 2016	CBA Markets Limited ACN 003 485 952	Purchase	722.70	330 Ordinary shares	330
Monday, 21 November 2016	CBA Markets Limited ACN 003 485 952	Purchase	1,274.58	582 Ordinary shares	582
Monday, 21 November 2016	CBA Markets Limited ACN 003 485 952	Purchase	6.57	3 Ordinary shares	3
Monday, 21 November 2016	CBA Markets Limited ACN 003 485 952	Purchase	249.66	114 Ordinary shares	114
Monday, 21 November 2016	CBA Markets Limited ACN 003 485 952	Purchase	183.96	84 Ordinary shares	84
Monday, 21 November 2016	CBA Markets Limited ACN 003 485 952	Purchase	4,853.04	2,216 Ordinary shares	2,216
Monday, 21 November 2016	CBA Markets Limited ACN 003 485 952	Purchase	1,971.00	900 Ordinary shares	900
Monday, 21 November 2016	CBA Markets Limited ACN 003 485 952	Purchase	435.81	199 Ordinary shares	199
Wednesday, 23 November 2016	CBA Markets Limited ACN 003 485 952	Sale	3,020.18	1,395 Ordinary shares	1,395
Monday, 21 November 2016	CBA Markets Limited ACN 003 485 952	Purchase	1,024.24	472 Ordinary shares	472
Monday, 21 November 2016	CBA Markets Limited ACN 003 485 952	Purchase	9,374.40	4,320 Ordinary shares	4,320
Monday, 21 November 2016	CBA Markets Limited ACN 003 485 952	Purchase	3,367.84	1,552 Ordinary shares	1,552
Monday, 21 November 2016	CBA Markets Limited ACN 003 485 952	Purchase	5,320.84	2,452 Ordinary shares	2,452
Monday, 21 November 2016	CBA Markets Limited ACN 003	Purchase	5,648.51	2,603 Ordinary shares	2,603

	485 952				
Thursday, 24 November 2016	CBA Markets Limited ACN 003 485 952	Sale	3,971.00	1,805 Ordinary shares	1,805
Tuesday, 22 November 2016	CBA Markets Limited ACN 003 485 952	Purchase	18,730.14	8,437 Ordinary shares	8,437
Friday, 25 November 2016	CBA Markets Limited ACN 003 485 952	Sale	280.98	126 Ordinary shares	126
Friday, 25 November 2016	CBA Markets Limited ACN 003 485 952	Sale	4,440.00	2,000 Ordinary shares	2,000
Friday, 25 November 2016	CBA Markets Limited ACN 003 485 952	Sale	1,995.85	895 Ordinary shares	895
Friday, 25 November 2016	CBA Markets Limited ACN 003 485 952	Sale	1,995.85	895 Ordinary shares	895
Wednesday, 23 November 2016	CBA Markets Limited ACN 003 485 952	Purchase	324.00	144 Ordinary shares	144
Wednesday, 23 November 2016	CBA Markets Limited ACN 003 485 952	Purchase	1,368.00	608 Ordinary shares	608
Wednesday, 23 November 2016	CBA Markets Limited ACN 003 485 952	Purchase	1,602.00	712 Ordinary shares	712
Wednesday, 23 November 2016	CBA Markets Limited ACN 003 485 952	Purchase	2.25	1 Ordinary shares	1
Wednesday, 23 November 2016	CBA Markets Limited ACN 003 485 952	Purchase	1,055.25	469 Ordinary shares	469
Monday, 28 November 2016	CBA Markets Limited ACN 003 485 952	Sale	10,087.88	4,444 Ordinary shares	4,444
Monday, 28 November 2016	CBA Markets Limited ACN 003 485 952	Sale	784.30	341 Ordinary shares	341
Monday, 28 November 2016	CBA Markets Limited ACN 003	Sale	27.60	12 Ordinary shares	12

	485 952				
Monday, 28 November 2016	CBA Markets Limited ACN 003 485 952	Sale	12,909.90	5,613 Ordinary shares	5,613
Monday, 28 November 2016	CBA Markets Limited ACN 003 485 952	Sale	2,327.60	1,012 Ordinary shares	1,012
Monday, 28 November 2016	CBA Markets Limited ACN 003 485 952	Sale	13,618.30	5,921 Ordinary shares	5,921
Monday, 28 November 2016	CBA Markets Limited ACN 003 485 952	Sale	2,339.10	1,017 Ordinary shares	1,017
Monday, 28 November 2016	CBA Markets Limited ACN 003 485 952	Purchase	10,029.36	4,323 Ordinary shares	4,323
Monday, 28 November 2016	CBA Markets Limited ACN 003 485 952	Purchase	13.92	6 Ordinary shares	6
Wednesday, 30 November 2016	CBA Markets Limited ACN 003 485 952	Sale	11,720.94	5,074 Ordinary shares	5,074
Wednesday, 30 November 2016	CBA Markets Limited ACN 003 485 952	Sale	15,929.76	6,896 Ordinary shares	6,896
Wednesday, 30 November 2016	CBA Markets Limited ACN 003 485 952	Sale	2,587.20	1,120 Ordinary shares	1,120
Wednesday, 30 November 2016	CBA Markets Limited ACN 003 485 952	Sale	14,324.31	6,201 Ordinary shares	6,201
Wednesday, 30 November 2016	CBA Markets Limited ACN 003 485 952	Sale	921.69	399 Ordinary shares	399
Wednesday, 30 November 2016	CBA Markets Limited ACN 003 485 952	Sale	256.41	111 Ordinary shares	111
Wednesday, 30 November 2016	CBA Markets Limited ACN 003 485 952	Sale	351.12	152 Ordinary shares	152
Wednesday, 30 November 2016	CBA Markets Limited ACN 003	Sale	3,813.81	1,651 Ordinary shares	1,651

	485 952				
Thursday, 1 December 2016	CBA Markets Limited ACN 003 485 952	Sale	6,350.30	2,761 Ordinary shares	2,761
Tuesday, 29 November 2016	CBA Markets Limited ACN 003 485 952	Purchase	6,350.30	2,761 Ordinary shares	2,761
Tuesday, 29 November 2016	CBA Markets Limited ACN 003 485 952	Purchase	156.40	68 Ordinary shares	68
Tuesday, 29 November 2016	CBA Markets Limited ACN 003 485 952	Purchase	3,450.00	1,500 Ordinary shares	1,500
Tuesday, 29 November 2016	CBA Markets Limited ACN 003 485 952	Purchase	1,998.15	865 Ordinary shares	865
Thursday, 1 December 2016	CBA Markets Limited ACN 003 485 952	Sale	4,413.02	1,894 Ordinary shares	1,894
Wednesday, 30 November 2016	CBA Markets Limited ACN 003 485 952	Purchase	9,871.60	4,292 Ordinary shares	4,292
Friday, 2 December 2016	CBA Markets Limited ACN 003 485 952	Sale	3,977.60	1,760 Ordinary shares	1,760
Friday, 2 December 2016	CBA Markets Limited ACN 003 485 952	Sale	1,997.60	880 Ordinary shares	880
Friday, 2 December 2016	CBA Markets Limited ACN 003 485 952	Sale	1,201.56	527 Ordinary shares	527
Friday, 2 December 2016	CBA Markets Limited ACN 003 485 952	Sale	804.84	353 Ordinary shares	353
Wednesday, 30 November 2016	CBA Markets Limited ACN 003 485 952	Purchase	5,924.80	2,576 Ordinary shares	2,576
Friday, 2 December 2016	CBA Markets Limited ACN 003 485 952	Sale	5,924.80	2,576 Ordinary shares	2,576
Wednesday, 30 November 2016	CBA Markets Limited ACN 003	Purchase	12,445.30	5,411 Ordinary shares	5,411

	485 952				
Wednesday, 30 November 2016	CBA Markets Limited ACN 003 485 952	Purchase	11,465.50	4,985 Ordinary shares	4,985
Wednesday, 30 November 2016	CBA Markets Limited ACN 003 485 952	Purchase	16,619.80	7,226 Ordinary shares	7,226
Wednesday, 30 November 2016	CBA Markets Limited ACN 003 485 952	Purchase	12,321.10	5,357 Ordinary shares	5,357
Wednesday, 30 November 2016	CBA Markets Limited ACN 003 485 952	Purchase	6,260.60	2,722 Ordinary shares	2,722
Wednesday, 30 November 2016	CBA Markets Limited ACN 003 485 952	Purchase	4,797.80	2,086 Ordinary shares	2,086
Thursday, 1 December 2016	CBA Markets Limited ACN 003 485 952	Purchase	7,597.59	3,289 Ordinary shares	3,289
Monday, 5 December 2016	CBA Markets Limited ACN 003 485 952	Sale	1,577.40	660 Ordinary shares	660
Monday, 5 December 2016	CBA Markets Limited ACN 003 485 952	Sale	7,863.10	3,290 Ordinary shares	3,290
Monday, 5 December 2016	CBA Markets Limited ACN 003 485 952	Sale	10,097.75	4,225 Ordinary shares	4,225
Monday, 5 December 2016	CBA Markets Limited ACN 003 485 952	Sale	8,716.33	3,647 Ordinary shares	3,647
Monday, 5 December 2016	CBA Markets Limited ACN 003 485 952	Sale	24,703.04	10,336 Ordinary shares	10,336
Monday, 5 December 2016	CBA Markets Limited ACN 003 485 952	Sale	24,703.04	10,336 Ordinary shares	10,336
Monday, 5 December 2016	CBA Markets Limited ACN 003 485 952	Sale	4,765.66	1,994 Ordinary shares	1,994
Monday, 5 December 2016	CBA Markets Limited ACN 003	Sale	6,844.96	2,864 Ordinary shares	2,864

	485 952				
Tuesday, 6 December 2016	CBA Markets Limited ACN 003 485 952	Sale	2,239.55	953 Ordinary shares	953
Tuesday, 6 December 2016	CBA Markets Limited ACN 003 485 952	Sale	987.00	420 Ordinary shares	420
Tuesday, 6 December 2016	CBA Markets Limited ACN 003 485 952	Sale	846.00	360 Ordinary shares	360
Tuesday, 6 December 2016	CBA Markets Limited ACN 003 485 952	Sale	11.75	5 Ordinary shares	5
Tuesday, 6 December 2016	CBA Markets Limited ACN 003 485 952	Sale	4,824.55	2,053 Ordinary shares	2,053
Tuesday, 6 December 2016	CBA Markets Limited ACN 003 485 952	Sale	258.50	110 Ordinary shares	110
Tuesday, 6 December 2016	CBA Markets Limited ACN 003 485 952	Sale	662.70	282 Ordinary shares	282
Tuesday, 6 December 2016	CBA Markets Limited ACN 003 485 952	Sale	2.35	1 Ordinary shares	1
Friday, 2 December 2016	CBA Markets Limited ACN 003 485 952	Purchase	9,758.00	4,100 Ordinary shares	4,100
Friday, 2 December 2016	CBA Markets Limited ACN 003 485 952	Purchase	200.76	84 Ordinary shares	84
Tuesday, 6 December 2016	CBA Markets Limited ACN 003 485 952	Sale	1,995.65	835 Ordinary shares	835
Tuesday, 6 December 2016	CBA Markets Limited ACN 003 485 952	Sale	380.77	161 Ordinary shares	161
Tuesday, 6 December 2016	CBA Markets Limited ACN 003 485 952	Sale	260.15	110 Ordinary shares	110
Tuesday, 6 December 2016	CBA Markets Limited ACN 003	Sale	392.59	166 Ordinary shares	166



	485 952				
Tuesday, 6 December 2016	CBA Markets Limited ACN 003 485 952	Sale	409.15	173 Ordinary shares	173
Tuesday, 6 December 2016	CBA Markets Limited ACN 003 485 952	Sale	409.15	173 Ordinary shares	173
Tuesday, 6 December 2016	CBA Markets Limited ACN 003 485 952	Sale	16.56	7 Ordinary shares	7
Tuesday, 6 December 2016	CBA Markets Limited ACN 003 485 952	Sale	454.08	192 Ordinary shares	192
Tuesday, 6 December 2016	CBA Markets Limited ACN 003 485 952	Sale	3,047.82	1,286 Ordinary shares	1,286
Friday, 2 December 2016	CBA Markets Limited ACN 003 485 952	Purchase	20,893.92	8,816 Ordinary shares	8,816
Friday, 2 December 2016	CBA Markets Limited ACN 003 485 952	Purchase	2.37	1 Ordinary shares	1
Friday, 2 December 2016	CBA Markets Limited ACN 003 485 952	Purchase	1,884.15	795 Ordinary shares	795
Friday, 2 December 2016	CBA Markets Limited ACN 003 485 952	Purchase	12,603.66	5,318 Ordinary shares	5,318
Friday, 2 December 2016	CBA Markets Limited ACN 003 485 952	Purchase	6,050.61	2,553 Ordinary shares	2,553
Friday, 2 December 2016	CBA Markets Limited ACN 003 485 952	Purchase	3,536.04	1,492 Ordinary shares	1,492
Friday, 2 December 2016	CBA Markets Limited ACN 003 485 952	Purchase	6,920.40	2,920 Ordinary shares	2,920
Friday, 2 December 2016	CBA Markets Limited ACN 003 485 952	Purchase	6,920.40	2,920 Ordinary shares	2,920
Friday, 2 December 2016	CBA Markets Limited ACN 003	Purchase	9,480.00	4,000 Ordinary shares	4,000

	485 952				
Friday, 2 December 2016	CBA Markets Limited ACN 003 485 952	Purchase	3,858.36	1,628 Ordinary shares	1,628
Friday, 2 December 2016	CBA Markets Limited ACN 003 485 952	Purchase	2,995.68	1,264 Ordinary shares	1,264
Friday, 2 December 2016	CBA Markets Limited ACN 003 485 952	Purchase	322.32	136 Ordinary shares	136
Wednesday, 7 December 2016	CBA Markets Limited ACN 003 485 952	Sale	6,441.66	2,718 Ordinary shares	2,718
Wednesday, 7 December 2016	CBA Markets Limited ACN 003 485 952	Sale	3,555.00	1,500 Ordinary shares	1,500
Wednesday, 7 December 2016	CBA Markets Limited ACN 003 485 952	Sale	2.37	1 Ordinary shares	1
Wednesday, 7 December 2016	CBA Markets Limited ACN 003 485 952	Sale	892.54	379 Ordinary shares	379
Wednesday, 7 December 2016	CBA Markets Limited ACN 003 485 952	Sale	6,883.15	2,929 Ordinary shares	2,929
Wednesday, 7 December 2016	CBA Markets Limited ACN 003 485 952	Sale	1,059.85	451 Ordinary shares	451
Wednesday, 7 December 2016	CBA Markets Limited ACN 003 485 952	Sale	1,473.45	627 Ordinary shares	627
Tuesday, 6 December 2016	CBA Markets Limited ACN 003 485 952	Purchase	267.90	114 Ordinary shares	114
Thursday, 8 December 2016	CBA Markets Limited ACN 003 485 952	Sale	783.92	328 Ordinary shares	328
Thursday, 8 December 2016	CBA Markets Limited ACN 003 485 952	Sale	1,223.68	512 Ordinary shares	512
Thursday, 8 December 2016	CBA Markets Limited ACN 003	Sale	1,015.75	425 Ordinary shares	425

	485 952				
Thursday, 8 December 2016	CBA Markets Limited ACN 003 485 952	Sale	2,326.96	986 Ordinary shares	986
Thursday, 8 December 2016	CBA Markets Limited ACN 003 485 952	Sale	613.60	260 Ordinary shares	260
Friday, 9 December 2016	CBA Markets Limited ACN 003 485 952	Sale	4,309.17	1,803 Ordinary shares	1,803
Friday, 9 December 2016	CBA Markets Limited ACN 003 485 952	Sale	5,817.26	2,434 Ordinary shares	2,434
Friday, 9 December 2016	CBA Markets Limited ACN 003 485 952	Sale	49,108.80	20,462 Ordinary shares	20,462
Friday, 9 December 2016	CBA Markets Limited ACN 003 485 952	Sale	14,493.60	6,039 Ordinary shares	6,039
Friday, 9 December 2016	CBA Markets Limited ACN 003 485 952	Sale	1,185.60	494 Ordinary shares	494
Friday, 9 December 2016	CBA Markets Limited ACN 003 485 952	Sale	6,052.80	2,522 Ordinary shares	2,522
Monday, 12 December 2016	CBA Markets Limited ACN 003 485 952	Sale	1,995.65	835 Ordinary shares	835
Monday, 12 December 2016	CBA Markets Limited ACN 003 485 952	Sale	1,303.81	541 Ordinary shares	541
Friday, 9 December 2016	CBA Markets Limited ACN 003 485 952	Purchase	9,916.11	4,149 Ordinary shares	4,149
Tuesday, 13 December 2016	CBA Markets Limited ACN 003 485 952	Sale	9,595.12	3,869 Ordinary shares	3,869
Wednesday, 14 December 2016	CBA Markets Limited ACN 003 485 952	Sale	686.34	279 Ordinary shares	279
Wednesday, 14 December 2016	CBA Markets Limited ACN 003	Sale	583.02	237 Ordinary shares	237


	485 952				
Wednesday, 14 December 2016	CBA Markets Limited ACN 003 485 952	Sale	231.24	94 Ordinary shares	94
Wednesday, 14 December 2016	CBA Markets Limited ACN 003 485 952	Sale	226.32	92 Ordinary shares	92
Wednesday, 14 December 2016	CBA Markets Limited ACN 003 485 952	Sale	19.68	8 Ordinary shares	8
Wednesday, 14 December 2016	CBA Markets Limited ACN 003 485 952	Sale	1,232.46	501 Ordinary shares	501
Wednesday, 14 December 2016	CBA Markets Limited ACN 003 485 952	Sale	2,034.42	827 Ordinary shares	827
Wednesday, 14 December 2016	CBA Markets Limited ACN 003 485 952	Sale	4,905.24	1,994 Ordinary shares	1,994
Monday, 12 December 2016	CBA Markets Limited ACN 003 485 952	Purchase	4,759.69	1,927 Ordinary shares	1,927
Monday, 12 December 2016	CBA Markets Limited ACN 003 485 952	Purchase	2,519.40	1,020 Ordinary shares	1,020
Monday, 12 December 2016	CBA Markets Limited ACN 003 485 952	Purchase	617.50	250 Ordinary shares	250
Monday, 12 December 2016	CBA Markets Limited ACN 003 485 952	Purchase	973.18	394 Ordinary shares	394
Monday, 12 December 2016	CBA Markets Limited ACN 003 485 952	Purchase	1,175.72	476 Ordinary shares	476
Monday, 12 December 2016	CBA Markets Limited ACN 003 485 952	Purchase	755.82	306 Ordinary shares	306
Monday, 12 December 2016	CBA Markets Limited ACN 003 485 952	Purchase	247.00	100 Ordinary shares	100
Monday, 12 December 2016	CBA Markets Limited ACN 003	Purchase	741.00	300 Ordinary shares	300

	485 952				
Monday, 12 December 2016	CBA Markets Limited ACN 003 485 952	Purchase	12,713.09	5,147 Ordinary shares	5,147
Monday, 12 December 2016	CBA Markets Limited ACN 003 485 952	Purchase	29.64	12 Ordinary shares	12
Monday, 12 December 2016	CBA Markets Limited ACN 003 485 952	Purchase	303.81	123 Ordinary shares	123
Monday, 12 December 2016	CBA Markets Limited ACN 003 485 952	Purchase	624.91	253 Ordinary shares	253
Monday, 12 December 2016	CBA Markets Limited ACN 003 485 952	Purchase	1,662.31	673 Ordinary shares	673
Monday, 12 December 2016	CBA Markets Limited ACN 003 485 952	Purchase	4,564.56	1,848 Ordinary shares	1,848
Monday, 12 December 2016	CBA Markets Limited ACN 003 485 952	Purchase	5,698.29	2,307 Ordinary shares	2,307
Monday, 12 December 2016	CBA Markets Limited ACN 003 485 952	Purchase	12,737.79	5,157 Ordinary shares	5,157
Monday, 12 December 2016	CBA Markets Limited ACN 003 485 952	Purchase	3,010.93	1,219 Ordinary shares	1,219
Monday, 12 December 2016	CBA Markets Limited ACN 003 485 952	Purchase	24,329.50	9,850 Ordinary shares	9,850
Monday, 12 December 2016	CBA Markets Limited ACN 003 485 952	Purchase	12,658.75	5,125 Ordinary shares	5,125
Thursday, 15 December 2016	CBA Markets Limited ACN 003 485 952	Sale	10,041.52	4,049 Ordinary shares	4,049
Tuesday, 13 December 2016	CBA Markets Limited ACN 003 485 952	Purchase	9,922.50	4,050 Ordinary shares	4,050
Wednesday, 14 December 2016	CBA Markets Limited ACN 003	Purchase	1,026.08	424 Ordinary shares	424

	485 952				
--	---------	--	--	--	--

**Annexure C**

This is annexure C referred to in Form 605, Notice of ceasing to be a substantial holder dated **16/12/2016**



Carla Collingwood      Company Secretary      Dated the 19 December 2016

Commonwealth Bank of Australia will, if requested by the company or responsible entity to whom this form must be given or by the Australian Securities and Investments Commission (ASIC), give a copy of one or more of the following agreements to the company, responsible entity or ASIC (as appropriate).

**Citigroup Global Markets Limited (Agreement 1)**

Type of agreement:	Australian Master Securities Lending Agreement
Parties to agreement:	(1) Citigroup Global Markets Limited; and (2) Colonial First State Investments Limited
Can the parties exercise voting rights attaching to the securities?	No
If yes, in what circumstances?	N/A
Date on which the securities were (or are) expected to be delivered to the borrower or its nominee (ie borrow date):	The dates indicated in Annexure B on which securities were borrowed.
Scheduled date (if any) when the securities are expected to be returned to the borrower or its nominee (ie return date):	Any particular day.
Does the borrower have the right to return the securities early? [Yes/No]	Yes
If yes, in which circumstances?	At any time subject to giving notice.
Does the lender have the right to recall the securities early (ie before the scheduled return date)? [Yes/No]	Yes
If yes, in which circumstances?	At any time subject to giving notice.
Are there circumstances in which the borrower will not be required to return the securities on settlement? [Yes/No]	No
If yes, in which circumstances?	N/A

**Barclays Capital Securities Ltd**

Type of agreement:	Global Master Securities Lending Agreement
--------------------	--

Parties to agreement:	(1) Commonwealth Bank of Australia and (2) Barclays Capital Securities Ltd
Can the parties exercise voting rights attaching to the securities?	No
If yes, in what circumstances?	N/A
Date on which the securities were (or are) expected to be delivered to the borrower or its nominee (ie borrow date):	The dates indicated in Annexure B on which securities were borrowed.
Scheduled date (if any) when the securities are expected to be returned to the borrower or its nominee (ie return date):	Any particular day.
Does the borrower have the right to return the securities early? [Yes/No]	Yes
If yes, in which circumstances?	At any time subject to giving notice.
Does the lender have the right to recall the securities early (ie before the scheduled return date)? [Yes/No]	Yes
If yes, in which circumstances?	At any time subject to giving notice.
Are there circumstances in which the borrower will not be required to return the securities on settlement? [Yes/No]	No
If yes, in which circumstances?	N/A

#### UBS AG (Agreement 1)

Type of agreement:	Australian Master Securities Lending Agreement
Parties to agreement:	(1) UBS AG; and (2) Colonial First State Investments Limited
Can the parties exercise voting rights attaching to the securities?	No
If yes, in what circumstances?	N/A
Date on which the securities were (or are) expected to be delivered to the borrower or its nominee (ie borrow date):	The dates indicated in Annexure B on which securities were borrowed.
Scheduled date (if any) when the securities are expected to be returned to the borrower or its nominee (ie return date):	Any particular day.
Does the borrower have the right to return the securities early? [Yes/No]	Yes
If yes, in which circumstances?	At any time subject to giving notice.



Does the lender have the right to recall the securities early (ie before the scheduled return date)? [Yes/No]	Yes
If yes, in which circumstances?	At any time subject to giving notice.
Are there circumstances in which the borrower will not be required to return the securities on settlement? [Yes/No]	No
If yes, in which circumstances?	N/A