

# RANGE

## Company Presentation

April 2018



# Disclaimer

This presentation has been prepared by Range Resources Limited ("**Range**" or the "**Company**").

This presentation is for information purposes only and does not constitute or form part of an offer, solicitation or invitation of any offer, to buy or subscribe for any securities, nor should it or any part of it form the basis of, or be relied in any connection with, any contract or commitment whatsoever.

The information contained in this presentation has not been independently verified. No representation or warranty expressed or implied is made as to, and no reliance should be placed on, the fairness, accuracy, completeness or correctness of the information or opinions contained in this presentation. Neither the Company nor any of its respective officers, employees, affiliates, advisers or representatives accept any liability whatsoever (in negligence or otherwise) for any loss howsoever arising, whether directly or indirectly, from any use, reliance or distribution of this presentation or its contents or otherwise arising in connection with this presentation.

This presentation includes forward-looking statements. These statements contain the words "anticipate", "believe", "intend", "estimate", "expect", "plan" and words of similar meaning. All statements other than statements of historical facts included in this presentation, including, without limitation, those regarding the Company's financial position, business strategy, plans and objectives of management for future operations (including development plans and objectives relating to the Company's business and services) are forward-looking statements. Such forward-looking statements involve known and unknown risks, uncertainties and other important factors that could cause the actual results, performance or achievements of the Company to be materially different from results, performance or achievements expressed or implied by such forward-looking statements. These forward-looking statements speak only as at the date of this presentation. Predictions, projections or forecasts of the economy or economic trends of the markets are not necessarily indicative of the future or likely performance of the Company. Past performance is not necessarily indicative of future performance. The forecast financial performance of the Company is not guaranteed. You are cautioned not to place undue reliance on these forward-looking statements, which are based on the current views of the Company on future events. The Company expressly disclaims any obligation or undertaking to disseminate any updates

or revisions, except as required by law, to any forward-looking statements contained herein to reflect any change in the Company's expectations with regard thereto or any change in events, conditions or circumstances on which any such statement is based.

Resources estimates provided in presentation have been extracted from the competent persons reports prepared in respect of the Company's Trinidadian and Indonesian assets and which are available on the Company's website and conform to the ASX Listing Rules and AIM Rules for Companies.

The Company is not aware of any new information or data that materially affects the assumptions and technical parameters underpinning the estimates of resources.

The estimated quantities of petroleum that may potentially be recovered by the application of future development projects relate to undiscovered accumulations. These estimates have both an associated risk of discovery and a risk of development. Further exploration appraisal and evaluation is required to determine the existence of a significant quantity of potentially moveable hydrocarbons.

Neither this presentation nor any copy or portion of it may be sent or taken, transmitted or distributed, directly or indirectly, into the United States, Japan, Canada or any other jurisdiction which prohibits the same. The securities of the Company have not been, and will not be, registered under the U.S. Securities Act of 1933, as amended (the "**Securities Act**"), or the securities laws of any state or other jurisdiction of the United States or elsewhere, and the securities may not be offered or sold within the United States except pursuant to an exemption from, or in a transaction not subject to, the registration requirements of the Securities Act and applicable state or local securities laws. This presentation is not for distribution in, nor does it constitute an offer for sale of securities in the United States. The Company does not intend to conduct a public offering of its securities in the United States.

# Executive summary

revenue, reserves, rigs

- **Existing production in Trinidad** generating revenues
- **Integrated model** upstream and oilfield services
- **Near-production opportunity in Indonesia**
  - Rapid work plan with production / cashflows scheduled for mid-2018
- **Clear strategy** aimed at production and revenue growth targeting > 1,000 bopd during 2018
- **Balanced mix of shareholders** retail and cornerstone
- **Experienced team** invested personally



Substantial  
reserves  
**16 mmbbls**



29% production  
growth in 12  
months  
**731 bopd\***



Solid assets  
in Trinidad  
**Production  
and  
revenues**



In-house  
services  
company  
**Modern rigs**



Indonesia  
**New  
exciting  
opportunity**



Dual listed  
**AIM and  
ASX**

*\*Average production for the quarter ended 31 March 2018*

## Portfolio overview

Indonesia (Upstream)	<ul style="list-style-type: none"> <li>• Exciting new project</li> <li>• Mature oilfield with long history of production</li> <li>• Focused work programme targeting 2018 production</li> <li>• <b>Objective: commence production, firm up field development plan, confirm reserve potential</b></li> </ul>
Trinidad (Upstream)	<ul style="list-style-type: none"> <li>• 3 onshore assets, producing 731 bopd (average for the quarter ended 31 March 18)</li> <li>• Substantial reserves (2P): 16 mmbbls (net)</li> <li>• Ongoing secondary recovery programme (waterflood), selective development drilling and heavy workovers</li> <li>• <b>Objective: increase production, establish self-sufficient Trinidad operations generating surplus cashflow on a monthly basis</b></li> </ul>
Trinidad (Oilfield services)	<ul style="list-style-type: none"> <li>• Modern in-house rigs, equipment and crews</li> <li>• Drilling rigs purchased in 2015, with capabilities to drill up to 4,000 m deep</li> <li>• Currently provides oilfield services to 3 Trinidad operators (including Shell)</li> <li>• <b>Objective: continue to grow customer base, increase cashflows from third party business</b></li> </ul>

# Indonesia



# Indonesia

significant player in the international oil and gas industry

- An OPEC-member country, active in the oil and gas sector for over 130 years
- Established and well-understood investment regime for the industry
- High quality local skills base
- Increasing oil and gas demand due to fast growing economy (GDP ~5% pa)

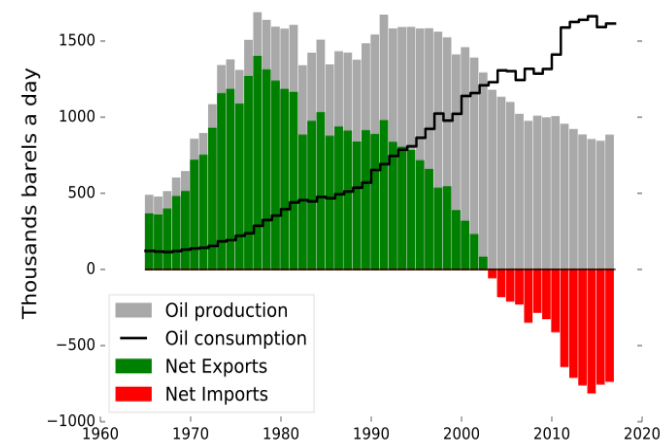
## World rankings:

- 4<sup>th</sup> largest population, 260 million people
- 16<sup>th</sup> largest economy, forecast to grow to 7<sup>th</sup> by 2030
- 22<sup>nd</sup> largest oil producer, 913,000 bopd
- 28<sup>th</sup> largest oil reserves, 3.7 billion barrels

*Indonesia GDP growth  
(source: tradingeconomics.com)*



*Indonesia's growing oil demand  
(source: BP statistical report)*



## Perlak introduction

a highly attractive acquisition

- Range acquired 23% interest in the Perlak field in October 2017\*
- Low acquisition cost of US\$3.2 million with staged payments
- **Targeting a rapid return to production in 2018 from well reopening and workover programme**
- Field located in a hydrocarbon province of North Sumatra
- Mature onshore oilfield, geologically similar to Trinidad
- High prior drilling density (over 300 wells drilled)
- Very limited recent activity
- Long term 15 year contract with Pertamina
- Local government as partners in the project
- Favourable cost recovery mechanism
- Potential for further 'step change' acquisitions in Indonesia

*\*To increase to 42% on completion of minimum work programme*



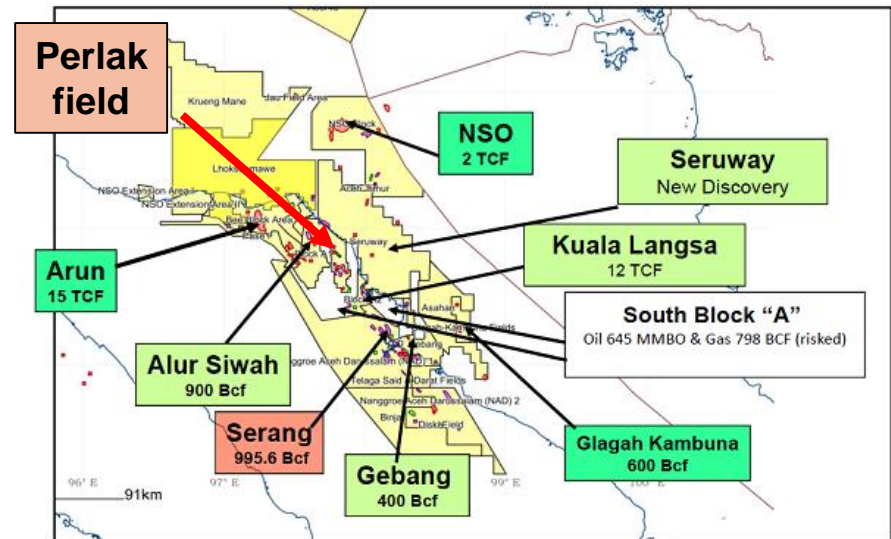




## Perlak overview

- Established oilfield, covers 10.4 km<sup>2</sup>
- A proven play surrounded by producing fields and infrastructure
- Shallow wells with depths up to 3,000 feet
- 50 mmbbls produced to date – by primary depletion only
  - 2C resources – 47.5 Bscf and 13.3 mmbbls (gross)
  - STOIP – 284.6 mmbbls (gross)

Multiple prolific hydrocarbon basins  
and established infrastructure





## Perlak history

- One of the oldest producing oilfields in the world – first discovered in 1899
- High prior drilling density – 300 wells drilled with 250 of those put into production
- Produced by Dutch BPM company from 1900 to 1942
- In 1942 the field production was 770 bopd, from 27 wells (average 30 bopd / well)
- Field shut in during World War II
- Most recently (2008-2013), Pacific performed workovers and drilled 3 new wells – 2 of the wells brought into production of 140 bopd and 110 bopd
- Last recorded production from the field was in 2012 prior to licence expiry
- Planned staged work programme will build up knowledge, while minimising short-term expenditure



# Growth strategy

revitalising the field

## Early production

- Low cost focused work programme
- Commence production and cashflows
- Engagement with local communities



## Development

- Reinvest cashflows into the field
- Ramp up work
- Grow production
- Firm up field development plan



## Upside

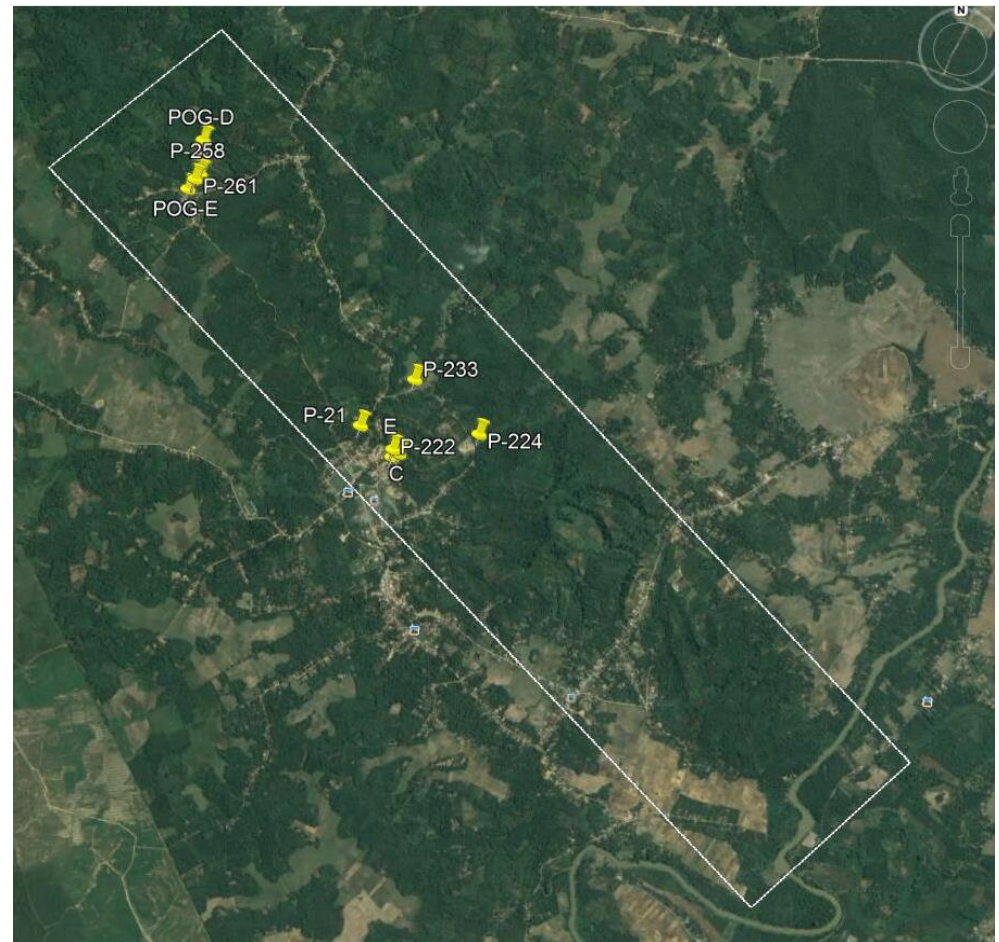
- Increase value through new drilling
- Prove up reserves
- Evaluate further step change opportunities

## Perlak work programme

- Management team in place, two offices established
- 2018 work programme agreed with Pertamina:
  - ❖ 7-10 well reopenings
  - ❖ 2 well workovers
  - ❖ G&G and integrity studies
- Rig identified
- Field operations expected to commence this quarter

### Targeting:

- **First production in mid-2018**
- **~200 bopd production (gross)\***


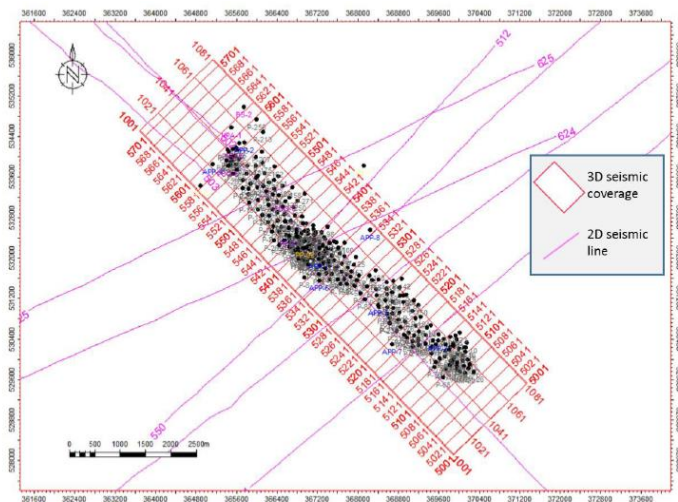


Location of wells planned for workover and reopening

*\*Extrapolated from the Company's 1P reserve estimates of 279,055 barrels (gross)*

# Technical background

- Large drilling density backed by seismic (3D: 18 km<sup>2</sup>, 2D: 9 lines)
- Extensive production history with data from early 245 wells – cumulative by blocks and layers
- Oil is very light 45-50° API
- Normal hydrostatic initial pressure
- Potential for downdip oil
- Pressure depletion from solution gas drive but some evidence of recharging


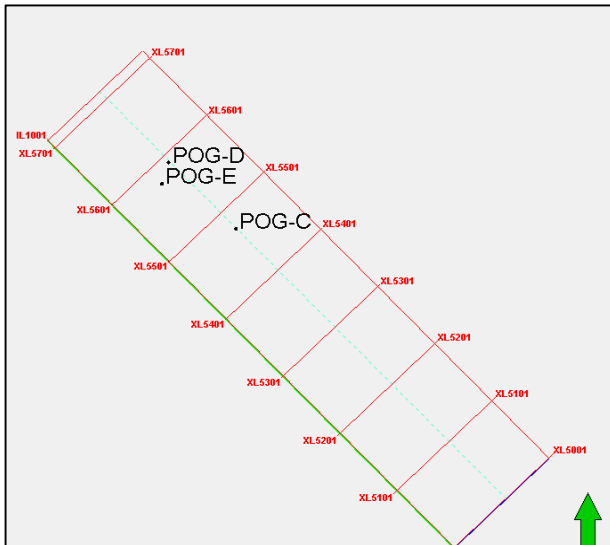


Layer	Net Pay (m)			Porosity	Oil Saturation	Bo	Shape Factor
	Min	Max	Mean				
1	35.45	40.87	37.57	0.2	0.7	1.3	0.8
2	20.27	31.22	25.78	0.27	0.7	1.3	0.8
3	30.93	41.25	35.21	0.26	0.7	1.3	0.8
4	11.13	17.43	13.56	0.23	0.7	1.3	0.8
5	1.97	9.5	5.2	0.22	0.7	1.3	0.8
6	5.66	7.4	6.34	0.26	0.7	1.3	0.8
7	5.07	11.52	7.2	0.22	0.7	1.3	0.8
9	4.8	9.65	6.93	0.22	0.7	1.3	0.8
10	3.4	13.39	7.86	0.26	0.7	1.3	0.8
11	0.93	2.99	1.96	0.26	0.7	1.3	0.8



## Seismic section of the selected wells

**POG-D and POG-E**  
wells are the first  
planned wells for  
reopening followed by  
workover



# Trinidad upstream operations



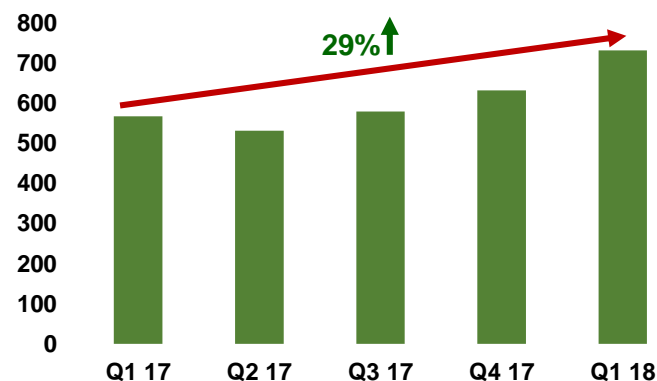


# Trinidad assets overview

- Large onshore presence in an established hydrocarbon province
- 3 producing blocks – 731 bopd (Q1 2018)
- Production growth of 29% in the last 12 months
- High working interest and operatorship on all blocks
- Established track record with over 70 wells drilled in 7 years (since acquisition)
- **Active ongoing work programme: waterflood expansion, selective development drilling and workovers**
- Material exploration upside



Average production (bopd)



	1P	2P	3P
<b>Reserves (net to Range)</b> <i>MMstb</i>	<b>10.0</b>	<b>16.0</b>	<b>22.9</b>
<b>NPV 10 (net at US\$ 75 / bbl)</b> <i>US\$ million</i>	<b>103</b>	<b>131</b>	<b>157</b>

1. Independently certified by Rockflow Resources Ltd (June, 2017)
2. Includes reserves for Morne Diablo, South Quarry and Beach Marcelle fields
3. Excludes highly prospective exploration acreage

# Beach Marcelle waterflood

expanding on the proven concept

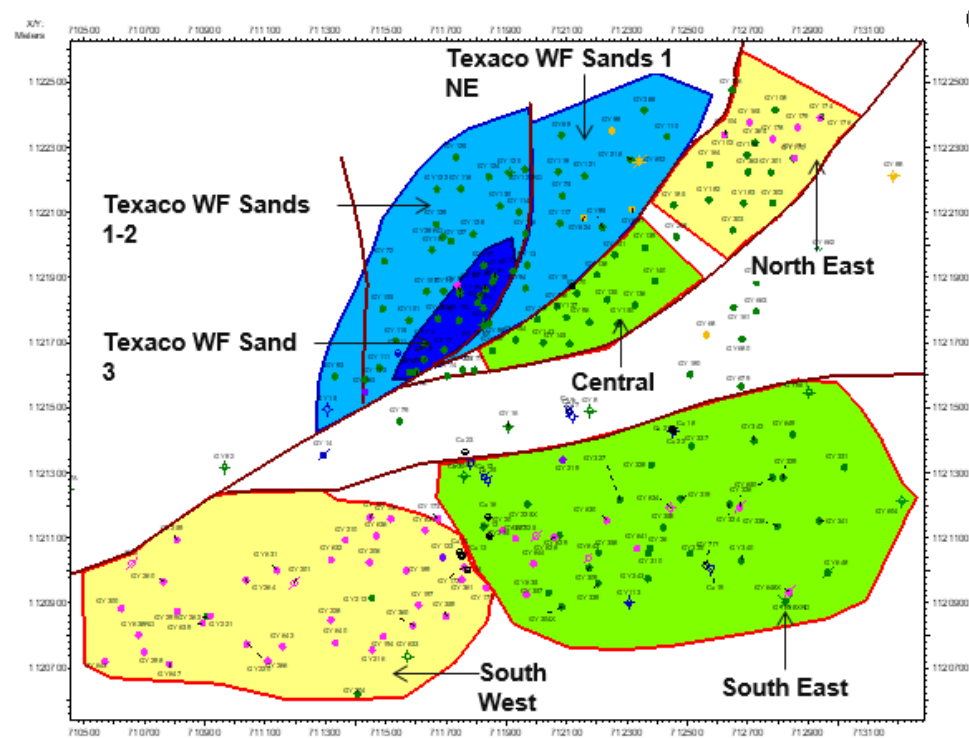
- Beach Marcelle field – Range's largest waterflood project
- Beach Marcelle has been split into a number of individual areas

## South East area

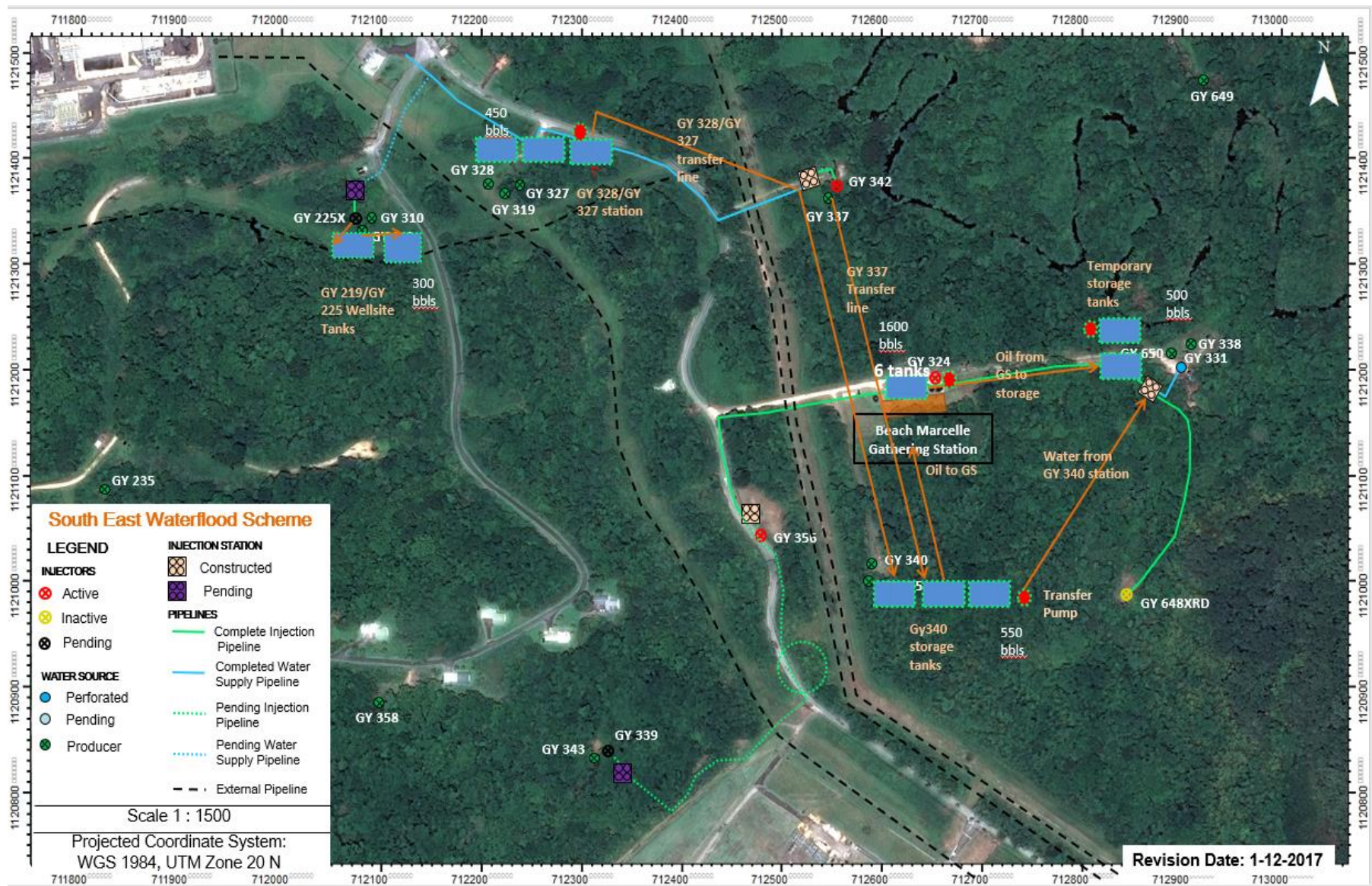
- First area implemented
- Water injection commenced in May 2016
- Production commenced in November 2016
- Currently injecting up to 1,500 bwpd
- Production of ~200 bopd (average for the quarter ended 31 March 2018)

## Next areas planned for waterflooding

- North East and South West
- Regulatory approvals will be sought during 2018



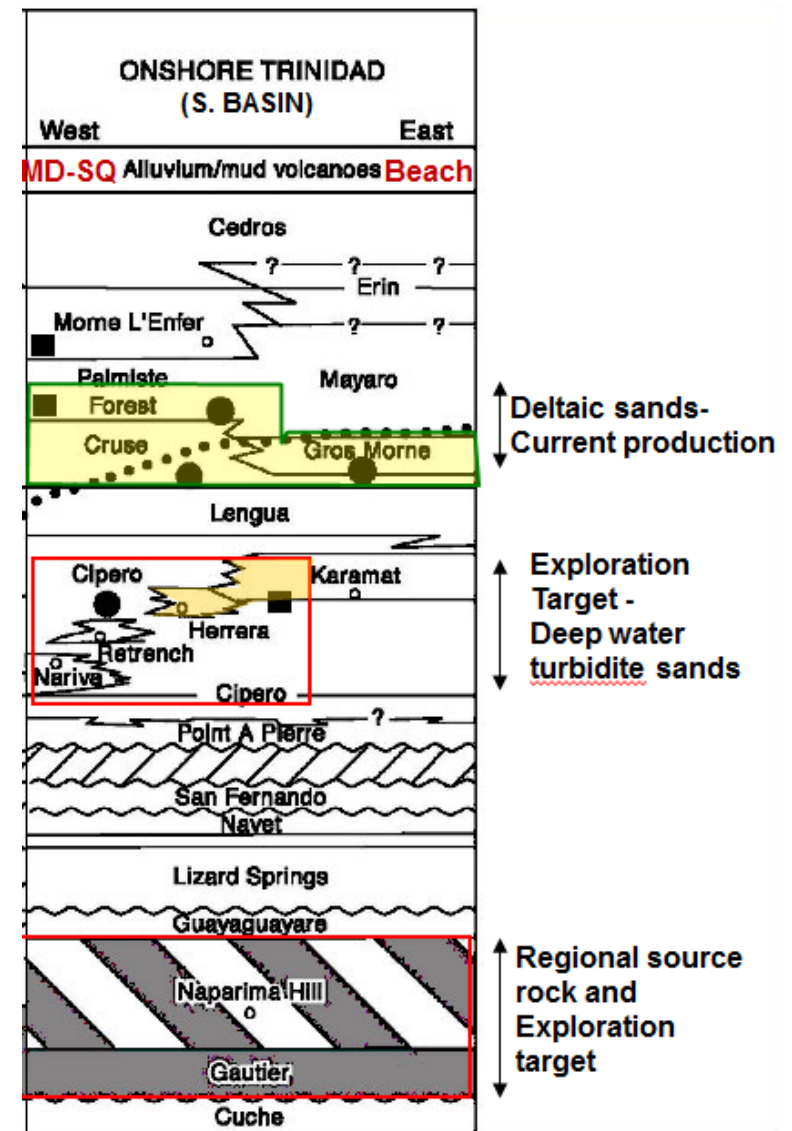
# SE area waterflood facilities





# Material development and exploration upside

- ~30% of Range's reserves are attributed to development drilling (~5 mmbbls)
- A large inventory of over 100 well locations have been identified for drilling
- At least two development wells are planned for drilling in 2018
- Current development drilling is based on infill and outstep locations in proven producing horizons (Forest, Cruse, Gros Morne)
- Very few wells drilled in deeper horizons such as Herrera sands – these can be prolific producers in the greater basin area
- RRDSL provides rig capabilities to drill these deeper targets, and add to reserves and resources



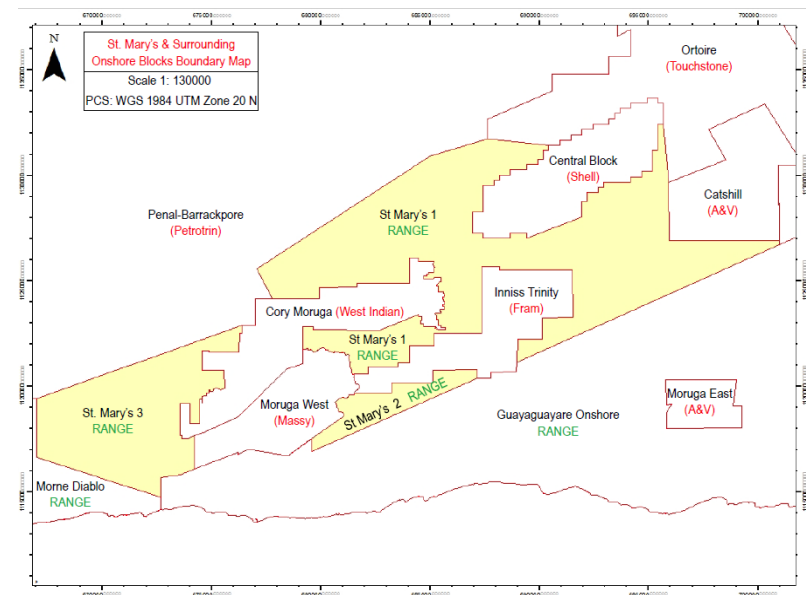
# Exploration – St Mary's block

- Awarded via competitive tender in 2014
- On trend with several significant onshore discoveries and producing fields, including the Penal Barrackpore (>125 mmbbls), and the Carapal Ridge (250 bcf)
- Substantial production infrastructure in the area
- Previous field production – considering opportunities to recommence production
- Work undertaken to date is primarily study-based
- Range requested amendments to minimum work programme from the government
- Currently evaluating work plan for period 2018-2020



## Key facts

Working interest	80% (operator)
Contract area	153 km <sup>2</sup>
Current status	Exploration
License expiry	2020



## Trinidad work programme 2018



Drilling a minimum of **two new development wells**



Up to **30 heavy workovers**



**Approvals for the next waterflood** projects



**Integration of the oilfield business** and securing third-party contracts



# Trinidad oilfield services (RRDSL)



## RRDSL overview

- An established oilfield services provider with successful track record of operations of almost 15 years
- High quality modern rigs
- Rigid HSE management systems
- Wide range of services – drilling, workover, swabbing, cementing, wireline services, drilling fluids
- Currently provides services to three operators in Trinidad
- Actively tendering for third party work

### Benefits of the RRDSL acquisition

- Re-acquired by Range in Q4 2017
- Lowers Range's operating and drilling costs in Trinidad
- Simplifies Trinidad operational structure
- Provides additional income stream from work undertaken for third parties

### Recent third party clients



## Rigs and equipment

Rig number	Year purchased	Drilling capacity (metres)	Current status
16	2015	4,000	Stacked
17	2015	2,000	Operational
18	2015	1,500	Operational
19	2015	1,000	Operational



In addition to 4 key drilling rigs:

- ✓ 2 shallower drilling rigs
- ✓ 5 workover rigs
- ✓ 2 swabbing rigs
- ✓ Workshop
- ✓ Mud and cementing lab and equipment

## Recent case study

### competitive advantages of RRDSL

- **In February 18, a milestone contract was signed with Shell for workover on an onshore block in Trinidad**
- Operations commenced in March 2018
- The award of the contract is a testament of the quality of rigs, HSE standards, and skilled personnel
- RRDSL's rig fit the technical specifications, certification and timeline of the client
- Range's pricing structure was most competitive
- HSE pre evaluation scored highest amongst competitors



**Rig 19 at Shell's operations**



# Trinidad and LatAm rig market

## Trinidad

- Over 15 E&P companies operate onshore Trinidad – significant opportunity to expand third party customer base
- For Q2 2018, 12 wells from various operators are in advanced stages of planning
- RRDSL is actively tendering for work with numerous providers

## South America

- To widen its client base, RRDSL has an active ongoing marketing programme in South America
- In discussions with potential clients in three countries in the region
- Range is encouraged by E&P activity in LatAm region



## 2018 delivery targets

catalysts to drive share price and value

### Indonesia

#### **Establish operations + commence production**

- Commencement of work programme
- Well reopening (7-10 wells)
- Well workover (2 wells)
- Commencement of production
- Completion of G&G studies

### Trinidad

#### **Production + revenue growth**

- Increase in waterflood injection rates
- New development drilling (2 wells)
- Heavy workovers (30 wells)
- Expansion of waterflood to new areas
- RRDSL new third party contracts



## Why invest?



**Existing production** generating revenue



**Ambitious production-focused work plan** targeting > 1,000 bopd during 2018



**Highly attractive assets** with material upside



**Integrated model** upstream and oilfield services



**Ramp up in activity** to provide regular newsflow and catalysts for share price growth

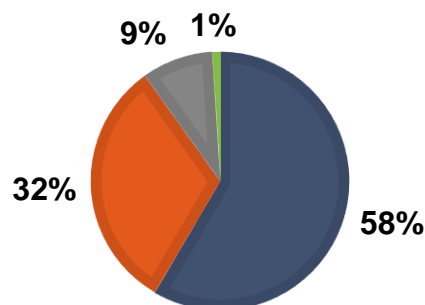


# Appendices



# Corporate snapshot

## Major shareholders



- Private individuals
- Beijing Sibo Investment Management LP
- Abraham Ltd
- Board and management

- **Balanced mix of institutional, high net worth and private shareholders**
- Beijing Sibo Investment Management LP – an investment fund headquartered in Beijing, China, comprised of institutional and high net worth individual investors
- Abraham Ltd – a Hong-Kong based private investor
- Board independence – the majority of the Board are independent with no link to largest shareholders

## Capital structure

Share price	GB£0.002*
Market exchange	AIM and ASX
Ticker	AIM: RRL, ASX: RRS
Market capitalisation	GB£17 m*
Shares on issue	7,596 m
Options on issue (unlisted)	762 m
Cash and liquid assets	US\$11 m (as at 31 December 17)

*\*As at 6 April 2018*

# Directors and Senior Management

## Yan Liu

### CEO and Executive Director



- Over 20 years of accounting and corporate advisory experience in China and Australia
- Previously, a partner of a financial advisory company based in China and a Financial Controller at Legalwise Seminars Pty in Australia
- Bachelor degree in Economics and a Master degree in Commerce
- Joined Range in 2014

## Lubing Liu

### COO, Trinidad GM and Executive Director



- Over 20 years extensive global experience in petroleum exploration, development, production, joint venture operations and new ventures
- Currently an independent consultant to Melbana Energy Limited, an ASX listed E&P company
- Prior to that, held various subsurface leader roles, including ConocoPhillips, Woodside, and RPS
- Joined Range in 2016

## Nick Beattie

### CFO and Company Secretary



- Over 20 years of experience in finance working with a range of international banks
- Previously, Managing Director with BNP Paribas in the Upstream Oil & Gas team in London
- Associate Member of the Association of Corporate Treasurers and Fellow of the Chartered Institute of Bankers
- Joined Range in 2014

## Dr Douglas Field

### Chief Petroleum Engineer



- Petroleum and reservoir engineer with over 30 years international exploration and production experience
- Previously held senior engineering and business development posts at Tullow Oil plc
- PhD in Organic Chemistry from the University of Leeds
- Joined Range in 2014

## Zhiwei (Kerry) Gu

### Non-Executive Chairman



- Experienced corporate lawyer, currently a partner of Dentons, one of the largest global law firms
- Worked with numerous companies on various stock markets including Chinese A share, NASDAQ, TSX and HKSE
- Participated in several Venture Capital and Private Equity investment cases with large international funds

## Dr Yi Zeng

### Non-Executive Director



- Over 30 years of experience in the oil and gas and mining industries
- Held various technical and research positions with global companies, including BHP Billiton and Santos Asia Pacific
- PhD in Geophysics from the Victoria University, New Zealand

## Juan (Kiki) Wang

### Non-Executive Director



- Commercial banking background, having worked for Deutsche Bank and Bank of East Asia
- Previously, President of Energy Prospecting Technology USA, Inc. and LandOcean Energy Canada Ltd

# Glossary

<b>1P</b>	Proven reserves with 90% probability of being recovered
<b>2P</b>	Proven plus probable reserves with 50% probability of being recovered
<b>3P</b>	Proven plus probable plus possible reserves with 10% probability of being recovered
<b>1C</b>	A low estimate category of Contingent Resources
<b>2C</b>	A best estimate category of Contingent Resources
<b>3C</b>	A high estimate category of Contingent Resources
<b>bscf</b>	Billions of standard cubic feet of gas
<b>bopd</b>	Barrels of oil per day
<b>CPR</b>	Competent Persons Report
<b>MMstb</b>	Million stock-tank barrels of oil
<b>STOIIP</b>	Stock Tank Oil Initially In Place