

Superloop (ASX:SLC)

DREW KELTON **SUPERLOOP** CEO

MarketEye Investor Day, Melbourne
Wednesday 7th November 2018

Agenda

1. Who we are
2. What we do
3. Who our customers are
4. Our assets
5. Our growth drivers
6. Bandwidth & data growth
7. FY18 Highlights & FY19 Year Ahead

Our vision is to be the most trusted enabler of connectivity and managed services in **Asia Pacific** by solving industry pain points

Our business

Superloop provides connectivity services throughout the Asia Pacific metro region

We build critical core infrastructure for wholesale carriers and global content providers

Our assets include over 600km of fibre in Australia, Singapore and Hong Kong as well as cloud and managed services

Discover Asia's new extraordinary network.

Our investment thesis

Supported by the rapid growth in data consumption and cloud computing

Highly scalable with significant fixed-cost leverage

Long duration contracts and recurring revenue streams

What we do



Connectivity

infrastructure
fibre
access
ethernet
ip networks

\$61.2M
FY18 Revenue



Services

cloud
security
voice
managed networks
professional services

\$36.6M
FY18 Revenue



Broadband

home
business
wifi
OTT (inc. Voice)

\$26.6M
FY18 Revenue



Wholesale

Telcos
Internet Service Providers
Cloud/Content Providers

Big & Small Business

Media
Financial Institutions
Multinational
Corporations (MNC)



Big & Small Business

Financial Institutions
Education e.g. Schools &
Universities
Mining/Construction
Retailers
Manufacturers
Healthcare/NFP




Residential/End Users:

Student Accom
Hospitality e.g. Resort WiFi
Residential Wireless
Residential NBN

**...And thousands of
residences across Australia**

Our fibre network assets



Australia

30 June 2018	30 June 2017
242km Fibre	217km Fibre
225+ Strategic sites	200+ Strategic sites



Singapore

30 June 2018	30 June 2017
190km Fibre	176km Fibre
57 Strategic sites	48 Strategic sites



Hong Kong

30 June 2018	30 June 2017
239km Fibre ⁽¹⁾	221km Fibre
28 Strategic sites	17 Strategic sites



Total Strategic Sites
30 June 2018


310+
↑16.9%



Total Optic Fibre
30 June 2018

671km
↑9.2%

Total Progression of Optic fibre Infrastructure

 **184km**
June 2015

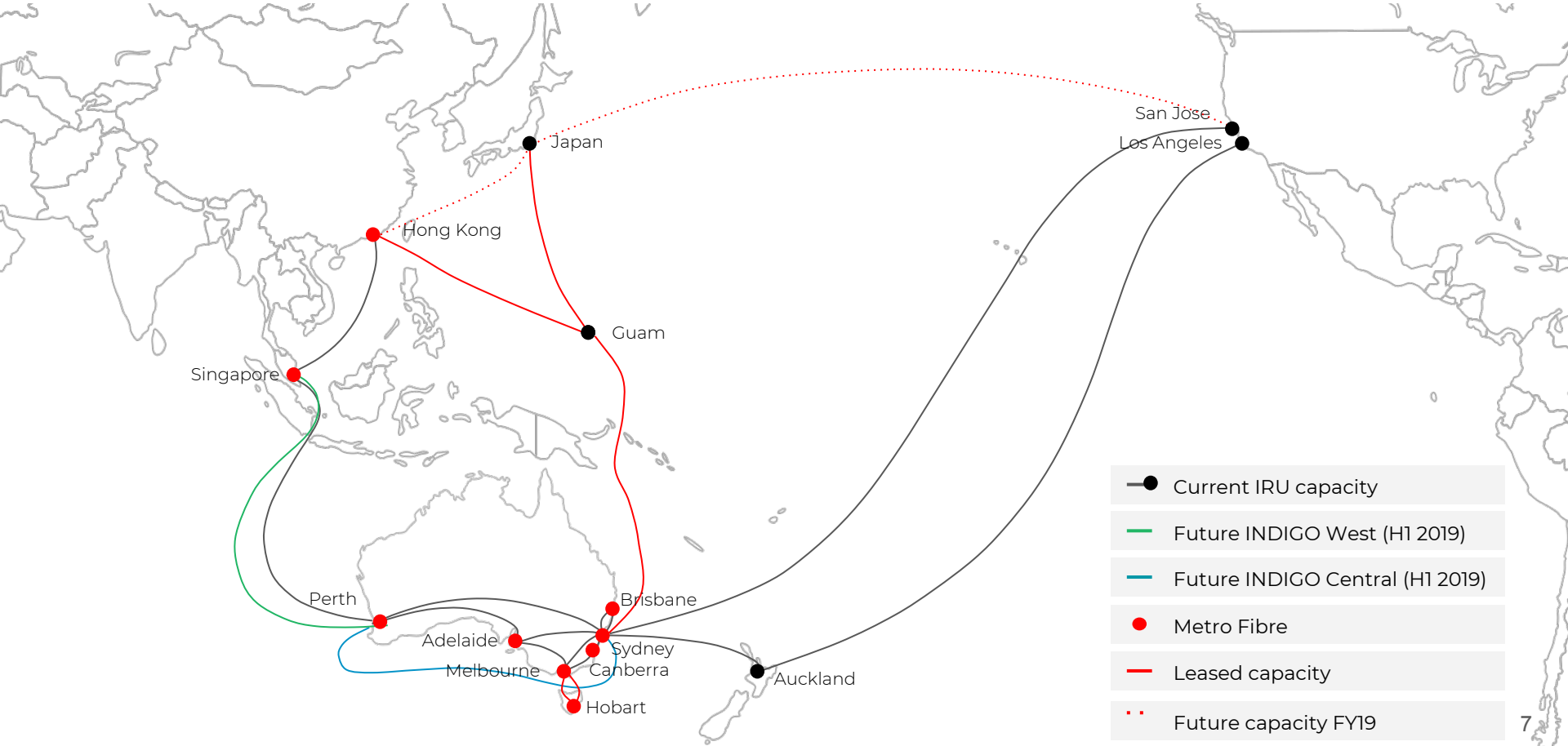
 **378km**
June 2016

 **614km**
June 2017

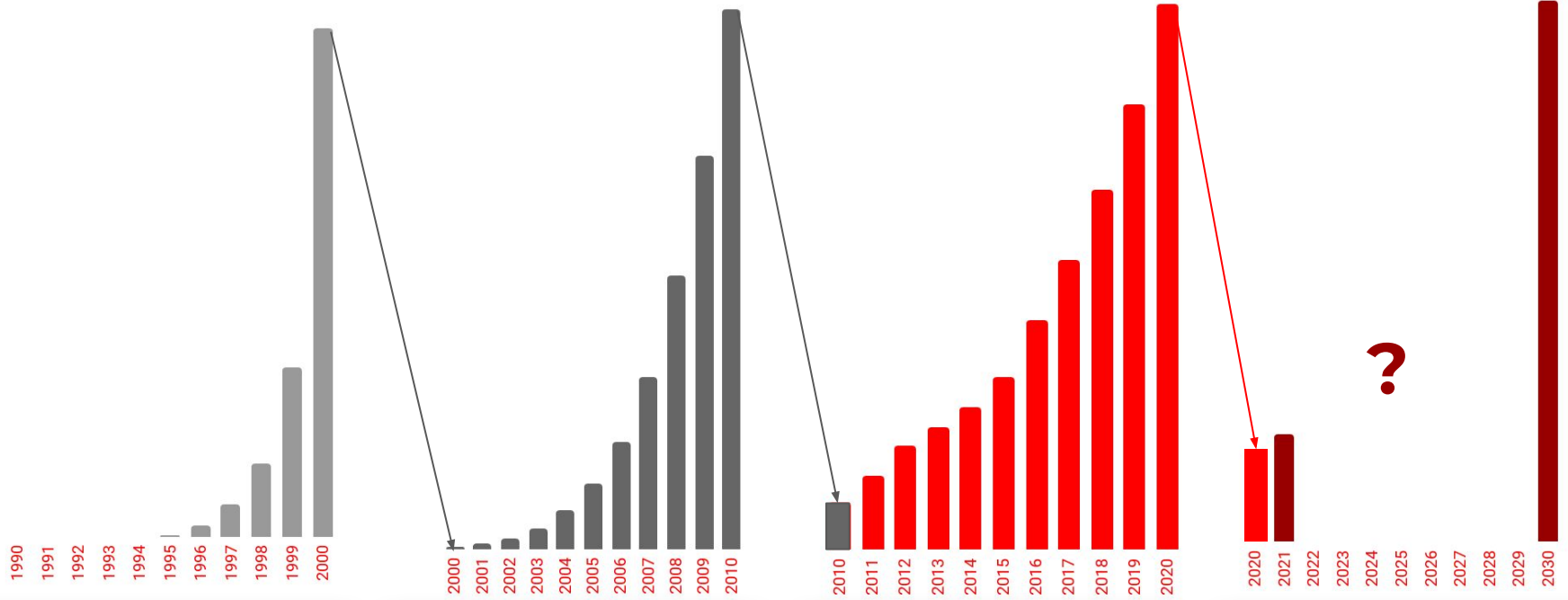
(1) HK core backbone includes 2 cables of approximately 118km

Our Assets -expanded connectivity throughout the Asia Pacific

Superloop's advanced fibre network reach



Bandwidth (Global Internet Traffic) Growth over the last ~30 years



8400x growth from 1990-2000 to 84 PBs/mth

240x growth from 2000-2010 to >20,000 PBs/mth

11x growth from 2010-2020 to >228,000 PBs/mth*

? Growth from 2020-2030

1000
Kilo (kB)

1000²
Mega (MB)

1000³
Giga (GB)

1000⁴
Tera (TB)

1000⁵
Peta (PB)

1000⁶
Exa (EB)

1000⁷
Zetta (ZB)

1000⁸
Yotta (YB)

Demand for bandwidth in Asia Pacific – Increased data consumption, growth of cloud computing, drives demand for Superloop’s connectivity infrastructure

Optic fiber infrastructure – 671km of optic fiber across Australia, Singapore and Hong Kong metro regions as at 30 June 2018; Superloop drives significant incremental gross margins from its network infrastructure

Fixed cost leverage – Superloop is able to generate high margin returns on incremental capacity usage on our networks

Strategic Sites – 310 strategic sites across Australia, Singapore and Hong Kong metro regions as at 30 June 2018; Superloop monetises the significant transfer of consumer and business data between data centre sites

Customers and contracts – Superloop has long duration contracts, with the network effect driving a sticky customer portfolio and recurring revenue stream

FY18 HIGHLIGHTS



Revenue⁽¹⁾

\$125.2m

↑ 109.3%



Underlying EBITDA⁽²⁾

\$30.6m

↑ \$21.6m



NPAT

\$7.1m

↑ \$8.3m



Monthly Recurring Revenue⁽³⁾

\$10.5m

↑ \$2.9m



Operating cash flow

\$37.9m

↑ \$33.2m



Earnings per share

3.2c

↑ 3.9c

1. Includes other income
2. After adjusting for transaction costs of \$0.6m and integration costs of \$0.9m
3. Run rate revenue as of June 2018 excluding strategic sales



Fibre/Fixed Line

- SG - Significant expansion to strategic near-net buildings to push beyond 100+ on-net buildings
- HK - Significant expansion to strategic near-net buildings and high capacity interdc services
- AU - Focus on NBN and regional fibre expansion for backhaul services. Completion of Indigo



Wireless

- Complete refresh of national wireless Radio Access Network (RAN)
- Expand high capacity and simplified wireless footprint in regional areas to compliment NBN and fixed line offerings



Products and Sales

- **Simplify** corporate products - scalable & higher margin services, retire non-profitable revenue streams
- Launch **security** practice & expand sales of GX2 and CyberHound platforms
- Focus on driving greater **wholesale** business by leveraging our NBN, wireless and fibre investments
- Launch our premium and Australian operated **retail** service for residential customers
- Apply rigorous **sales** execution to deliver growth in predictable recurring revenue streams

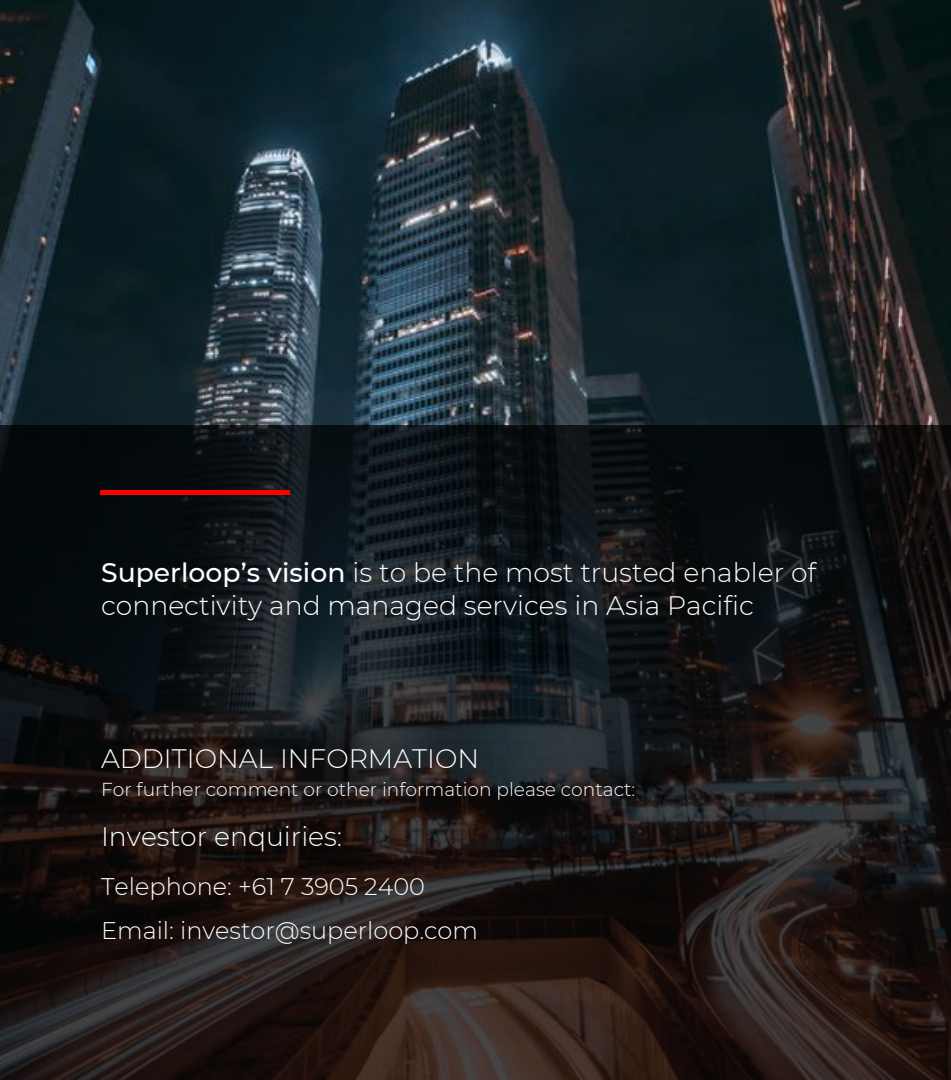


Automation & enablement

- Launch of Superloop 360v2 capable of centralising all connectivity provisioning
- Launch of Superloop Architect tool to help our sales team scope, design and quote enterprise connectivity solutions in near real-time
- Completion of NBN Co B2B systems creating direct integration between NBN and Superloop 360 portal
- Achieve synergies through full integration of all acquisitions and major platforms

Key Takeaways

1. Only Pan-Asia Pacific network
2. Emerging technologies driving further bandwidth growth
3. Asset ownership driving compelling leverage opportunities
4. Disruptive business model and attitude

A nighttime photograph of a city skyline with several illuminated skyscrapers. The lights create a bokeh effect in the foreground, suggesting a street-level view with light trails from traffic. A semi-transparent dark grey box is overlaid on the left side of the image, containing white text.

Superloop's vision is to be the most trusted enabler of connectivity and managed services in Asia Pacific

ADDITIONAL INFORMATION

For further comment or other information please contact:

Investor enquiries:

Telephone: +61 7 3905 2400

Email: investor@superloop.com

Disclaimer

Superloop Limited's (Superloop) consolidated financial results (Results) are prepared in accordance with the Australian Accounting Standards, the Corporations Act 2001 (Cth) and Corporations Regulations 2001 (Cth). While much of the financial information in this presentation is based on the Results, it should be read together with the Results.

The presentation also includes certain 'forward-looking statements' which are not historical, like the Results. Such statements are based on Superloop's current expectations, estimates and projections about the industry in which Superloop operates, and beliefs and assumptions regarding Superloop's future performance. Words such as 'anticipates', 'expects', 'intends', 'plans', 'believes', 'seeks', 'estimates' and similar expressions identify forward-looking statements. Any such statement is subject to known and unknown risks, uncertainties and other factors, many of which are beyond the control of Superloop, are difficult to predict and could cause actual results to differ materially from those expressed or forecasted in the forward-looking statements.

Superloop cautions all persons reading the presentation not to place undue reliance on these forward-looking statements. They relate only to circumstances as of the date on which the statements are made. Superloop may not release publicly any revisions or updates to these forward-looking statements to reflect events, circumstances or unanticipated events occurring after the date of this presentation except as required by law or by any appropriate regulatory authority.

All reference to "\$" are to Australian currency (AUD) unless otherwise noted."