



ASX Announcement: 2019/23

30 April 2019

WiseTech Global Investor Conference

WiseTech Global is presenting to the Macquarie Australia Conference today in Sydney to provide an overview of our business and strategies. The presentation materials are attached.

//ENDS

About WiseTech Global

WiseTech Global is a leading developer and provider of software solutions to the logistics execution industry globally. Our customers include 12,000 of the world's logistics companies across 130 countries, including 38 of the top 50 global third party logistics providers and all 25 of the 25 largest global freight forwarders worldwide¹. Our flagship product, CargoWise One, forms an integral link in the global supply chain and executes over 54 billion data transactions annually. At WiseTech, we are relentless about innovation, adding more than 3,000 product enhancements to our global platform in the past five years while bringing meaningful continual improvement to the world's supply chains. Our breakthrough software solutions are renowned for their powerful productivity, extensive functionality, comprehensive integration, deep compliance capabilities, and truly global reach.

The WiseTech Global group includes CargoWise One, ABM Data Systems, ACO Informatica, BorderWise, Bysoft, Cargoguide, CargoIT, CargoSphere, CMS Transport Systems, Containerchain, CustomsMatters, DataFreight, EasyLog, Fenix, Forward, Intris, LSP Solutions, Microlistics, Multi Consult, Pierbridge, Prolink, SaaS Transportation, SmartFreight, Softcargo, Softship, Systema, Taric, Trinium Technologies, Ulukom, zsoft and znet Group.

For more information about WiseTech Global or CargoWise One, please visit wisetechglobal.com

Contact information

INVESTOR RELATIONS + 61 2 8001 2200 investor.relations@wisetechglobal.com

MEDIA + 61 2 8001 2200 piers.shervington@wisetechglobal.com

¹ Armstrong & Associates: Top 50 Global Third Party Logistics Providers List, ranked by 2017 logistics gross revenue/turnover. Armstrong & Associates: Top 25 Global Freight Forwarders List, ranked by 2017 logistics gross revenue/turnover and freight forwarding volumes.

Integrated modules covering key logistics transactions...

- Freight forwarding
- Customs clearance
- Warehousing
- Land transport
- Liner & agency
- Container station/yard
- E-commerce
- BorderWise
- Geo compliance
- Schedules
- WiseRates
- Booking
- Tracking & events
- Netting & reconciliation

Integrated modules for enterprise wide...

- Accounting & invoicing
- Customer relationship management
- Workflow & automations
- Integrated messaging
- Document manager
- Human capital management

Integrated Identity Management, Security and SSO

Macquarie Australian Investor Conference
Richard White

Founder and CEO, WiseTech Global - April 2019

Our innovations and global technology enable, improve and empower the world's supply chains. We are a force for good, improving productivity, connectivity and resource usage across 130 countries worldwide.

WiseTech make the technology to enable the global logistics industry

The opportunity is vast – WiseTech is well progressed in delivering the Operating System for logistics

The logistics industry: \$14 trillion in annual revenues.

Up to a TRILLION spent on technology + billions more wasted on sneakerware/people.

Yet industry drowning in paper and high error rates decimating margins and visibility.

WiseTech Global is solving this.

Global 3PL

Top 150
Logistics providers in
each vertical and
each domestic
market

Global 2PL

Carriers (Ocean, Air,
Rail, Road, LTL, FTL,
Parcel, Container)

Global 1PL

Shippers and
Beneficial Cargo
Owners (BCOs)

E-commerce

3PLs
Express couriers
E-commerce giants
Postal services

Government

Regulation
Digitisation
Integration
Domestic regulators
Global regulators
Industry bodies

Needs of all logistics providers

Real-time visibility

Control over margins

Reduced risk, cross-border execution

Faster multi-modal movement

More efficient use of resources

Error reduction

CargoWise One... operating system for global logistics

Strong foundation for future technology, seamless rollout, scalable capacity, global solutions

Integrated modules covering key logistics transactions...



Integrated modules for enterprise wide...



Integrated Identity Management, Security and SSO

Relentless platform expansion with over 500 enhancements annually

- ✓ scalable to any size of business
- ✓ global reach – ~130 countries
- ✓ deeply integrated with real time visibility
- ✓ reduces risks, costs and data entry
- ✓ detailed compliance
- ✓ 30 languages
- ✓ data entered only once
- ✓ automations and delegations
- ✓ built-in productivity tools
- ✓ On-Demand/transaction-based licensing
- ✓ global data sets and execution engines
- ✓ swift on-boarding, efficient sales process
- ✓ open-access, cloud enabled
- ✓ available anywhere, anytime

Our technology is used by the world's logistics providers across ~130 countries

© Copyright WiseTech Global 2019

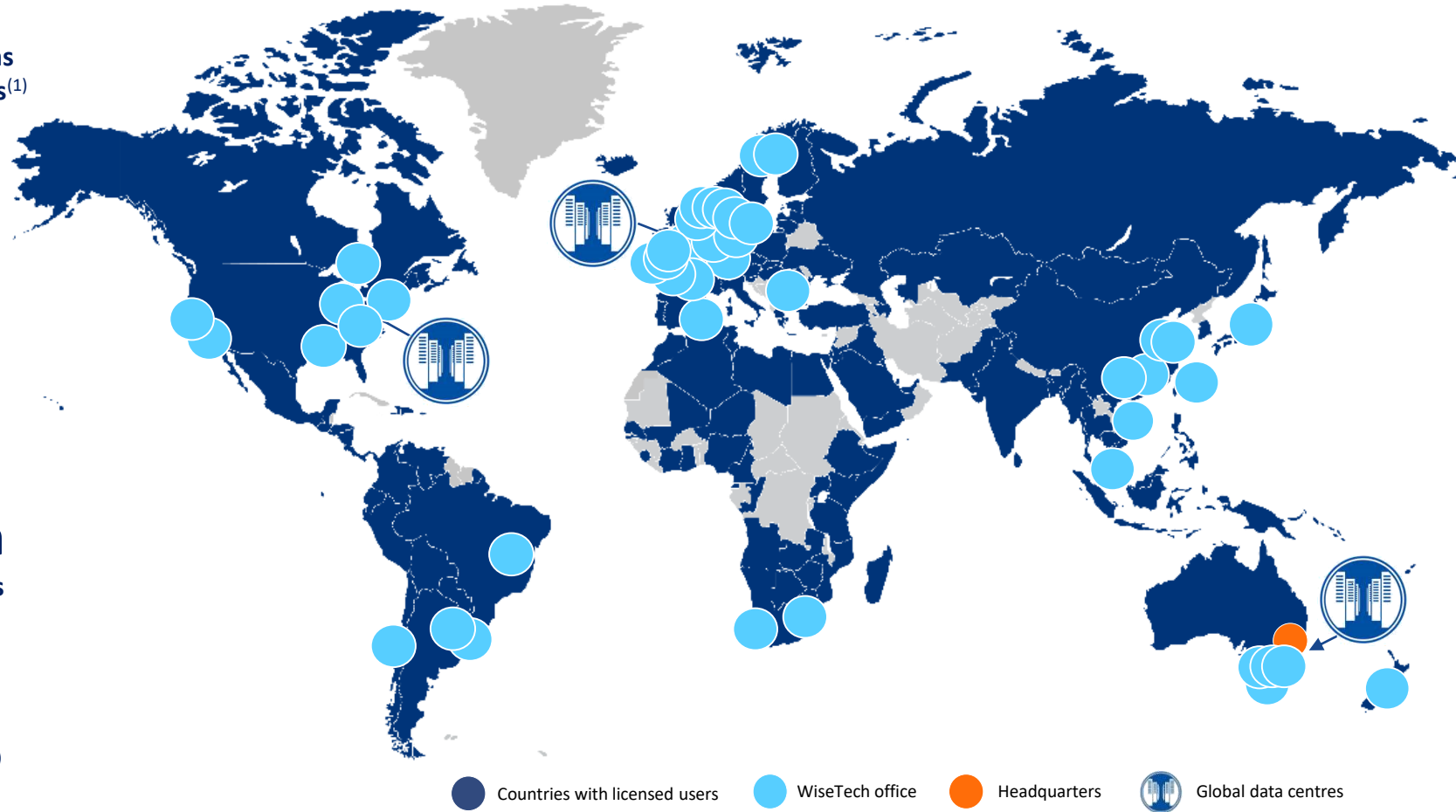
12,000+
logistics organisations
globally are customers⁽¹⁾

~130
countries⁽²⁾

54+ billion
data transactions in
CargoWise One
annually⁽³⁾

4+ million
development hours
over two decades

1,600+
valued employees⁽⁴⁾
across 40 offices



1. Includes customers on the CargoWise One application suite and platforms of acquired businesses whose customers may be counted with reference to installed sites.

2. Countries in which CargoWise One is licensed for use for FY18, disclosed at 30 June annually.

3. Data transactions for FY18, transactions measured at 30 June annually.

4. Includes acquisitions announced or completed to 19 February 2019.

**38 of the top 50 global third party logistics providers⁽¹⁾
use our solutions across ~130 countries worldwide**



1. Armstrong & Associates: Top 50 Global Third Party Logistics Providers List ranked by 2017 logistics gross revenue/turnover.

25 of the top 25 global freight forwarders use our solutions across ~130 countries worldwide



7 of the top 25 global freight forwarders(1) use CargoWise One in global forwarding rollout exclusively – including the world’s largest.

“The new TMS system that we are deploying now is called CargoWise, which is an off-the-shelf solution which we optimize for public viewing. Other freight forwarders have it and, because it’s practically tested, it works. The system is designed by forwarders for forwarders.”

*CEO of DHL Global Forwarding,
Tim Scharwath⁽²⁾*

“We have chosen the CargoWise One single platform software solution which fully responds to our needs and ambitions. This new tool will gradually replace all of our existing TMS software.”

*CEO of Bolloré Logistics,
Thierry Ehrenbogen⁽³⁾*

1. Armstrong & Associates: Top 25 Global Freight Forwarders List ranked by 2017 logistics gross revenue/turnover.

2. Lloyds Loading List article 4 Dec 2018.

3. Bolloré press release issued 24 April 2019

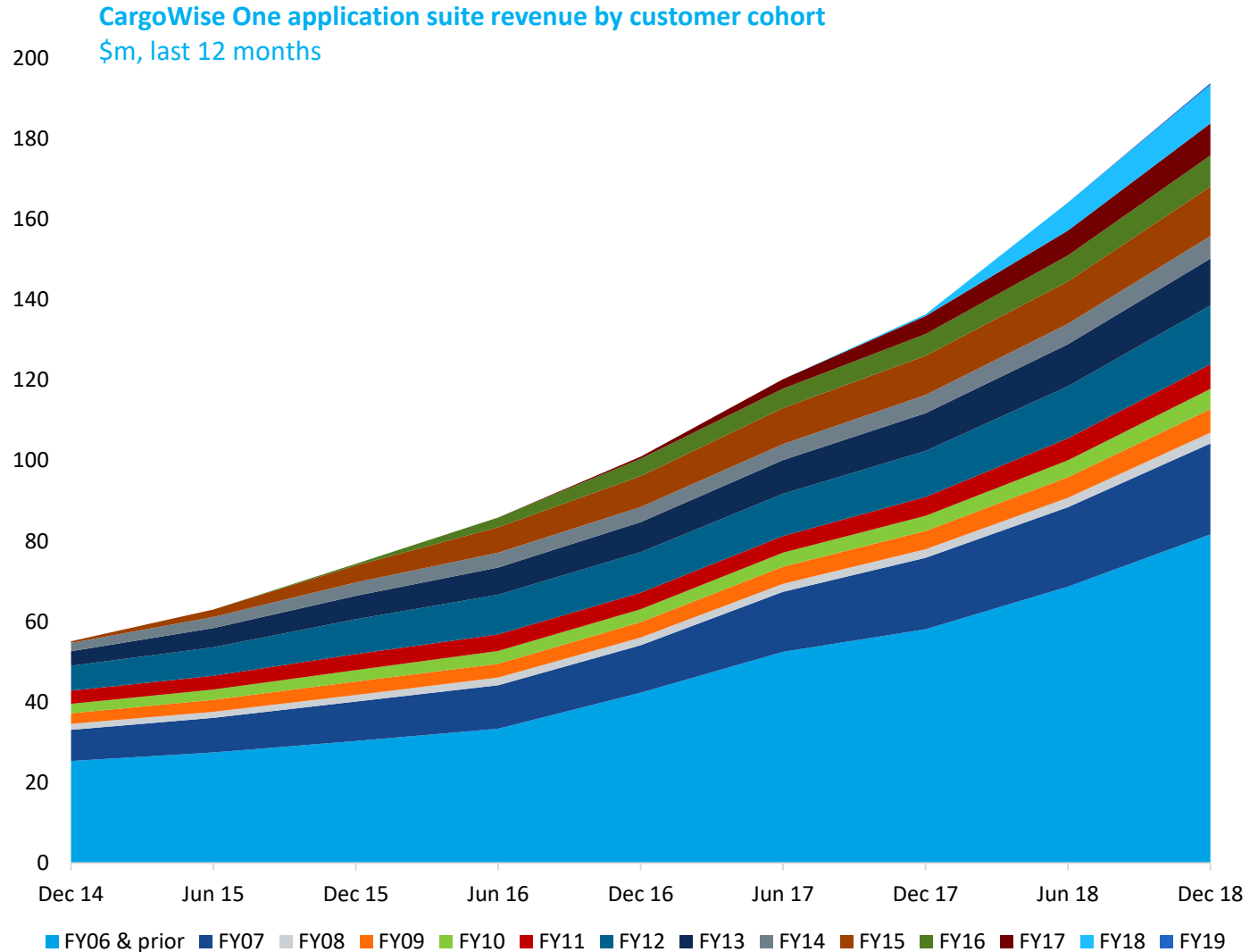
Revenue growth by cohort – all cohorts grew revenue in 1H19

Our customers stay and grow their revenue over time... more users, modules and transactions

CargoWise One continues significant organic growth during extensive business transformation, licence conversions, development partnerships and pilot programs

Every cohort grew revenue in 1H19 vs 2H18 and 1H18

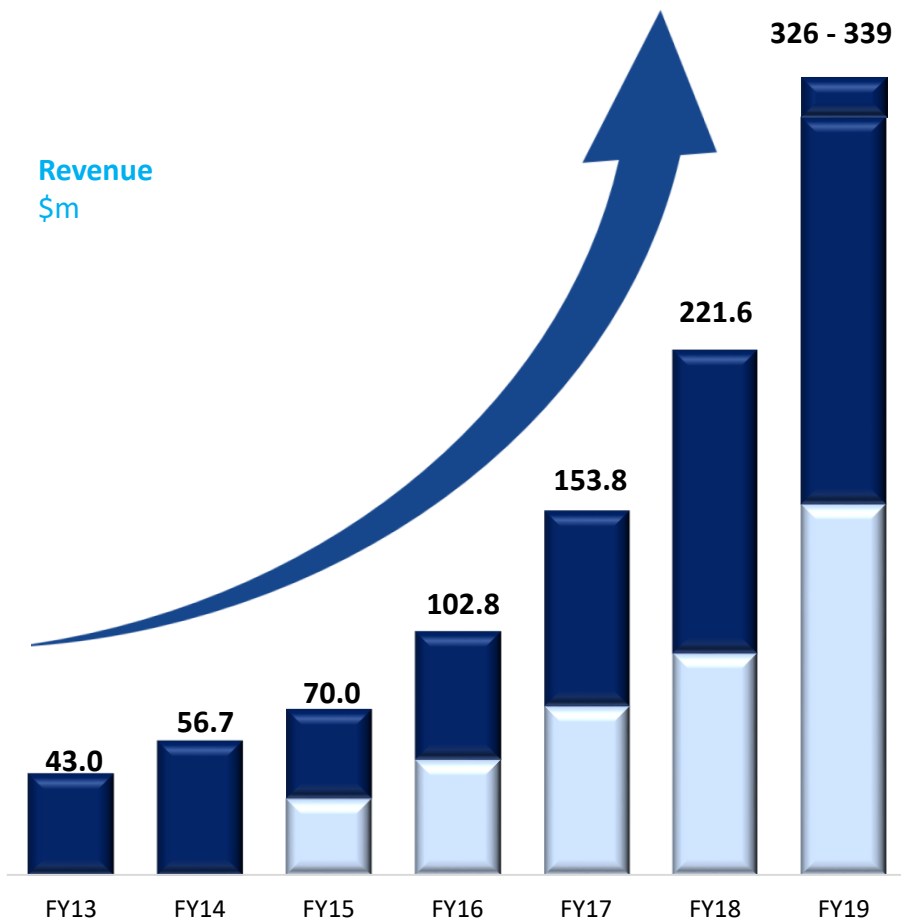
Top 20 and all global freight forwarding rollout customers grew revenue in 1H19



High growth outlook for FY19

Execution on strategy to deliver strong growth in FY19

© Copyright WiseTech Global 2019



FY19 revenue⁽¹⁾

\$326m - \$339m



47% - 53%

FY19 growth vs FY18

FY19 EBITDA⁽¹⁾

\$100m - \$105m



28% - 35%

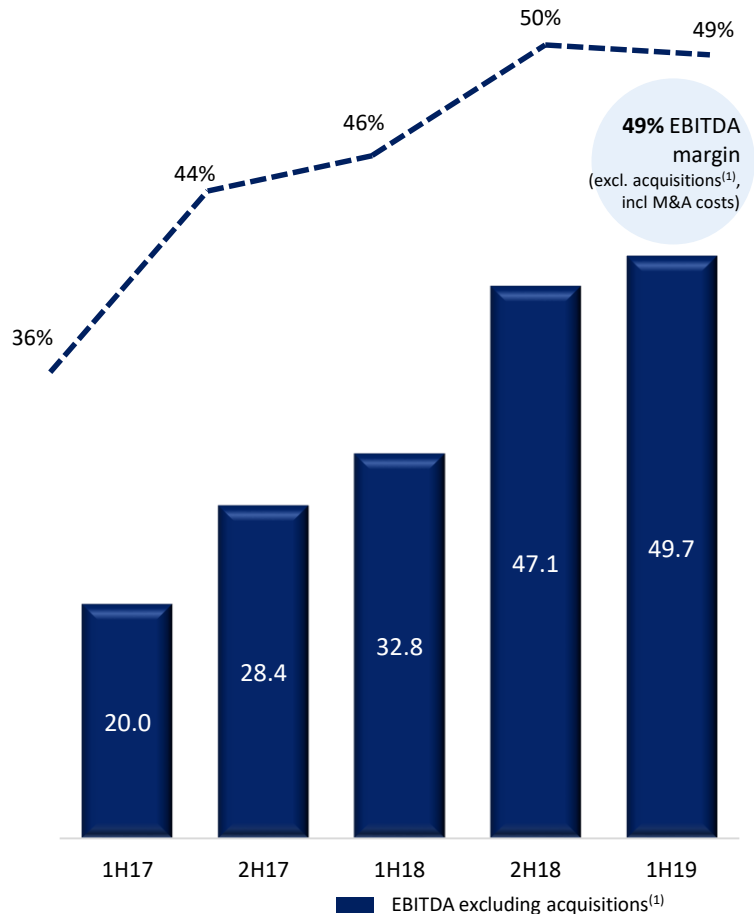
FY19 growth vs FY18

1. Our revenue is invoiced in a range of currencies, reflecting the global nature of our customer base and as a result is impacted by movements in foreign exchange rates. Our FY19 guidance is based on rates provided in the Appendix.

Strong EBITDA efficiency CW1 through powerful commercial model

Our innovative commercial model and approach to development have been iterated and refined over decades

EBITDA efficiency is an entirely constructed outcome – we apply a discipline and systems-thinking approach



Disciplined approach to product and platform, 'mass customisation'

Deep configuration, no customisation	No change to source code	Every feature available to all users
Deep education & content platform	24/7 content but no consulting	Single global price lists apply to all

Scale requires uniformity, not only more resources

Architectures to speed delivery	Build once, apply everywhere	Global schema and application
---------------------------------	------------------------------	-------------------------------

Eliminate costly bottlenecks to growth

On-Demand transaction licence	Customer own 1st level helpdesk	Behavioural discounts incl volume/prepay
Platform works out of the box – no consulting	Channel Partners for on-boarding	Certification of CW1 practitioners (13K+)

© Copyright WiseTech Global 2019

WiseTech Global – quality, recurring revenues, low churn, efficient growth

Delivered significant, high quality growth while expanding technology lead and global footprint

SIGNIFICANT
revenue
growth



↑ **68%**
Revenue
vs 1H18

1H19 Revenue
\$156.7m

48% CAGR
over 4 years
1H15 – 1H19

HIGH recurring
HIGH quality
revenue



100%
recurring
revenue
in CargoWise One

89% recurring
revenue

99%
On-Demand
usage-based licensing
CargoWise customers

LOW
customer
attrition



<1%
every year
for last **6½**
years⁽¹⁾

Annual customer
attrition rate across
CargoWise One
global platform
(Minimal churn, calculation
includes all forms eg bankruptcy,
consolidations, industry
departures)

HIGH innovation
product development
investment



33%
of revenue⁽²⁾
47%
of our people

\$260m⁽²⁾
innovation and product
spend and
3,000
new products and
enhancements added in
the last 5 years

LOW
marketing and
sales expense



11%
of revenue
11%
of our people

Sales automation,
swift on-boarding,
open-access licence,
On-Demand usage

PROFITABLE
high EBITDA margin
+ cash generative



↑ **52%** EBITDA
\$48.5m

47% CAGR
over 4 years 1H15PF – 1H19

EBITDA margin 49%
↑ **22pp**
excluding acquisitions
over 3 years 1H16PF – 1H19

\$23.1m
Net profit⁽³⁾

1H19 RESULTS – SEE WISETECHGLOBAL.COM/INVESTORS FOR 1H19 RESULTS AND ADDITIONAL INVESTOR MATERIALS

1. Annual attrition rate is a customer attrition measurement relating to the CargoWise One application suite (excluding any customers on acquired legacy platforms). A customer's users are included in the customer attrition calculation upon leaving i.e. having not used the product for at least four months. Based on attrition rate <1% for each year of the last six financial years FY13 – FY18 and 1H19.
2. Total investment in product development and innovation includes both expensed and capitalised amounts each year spent on product development and innovation.
3. Net profit = net profit after tax attributable to equity holders of the parent.

Powerful growth strategy

Multiple levers to sustain growth, increase market penetration, build the operating system

© Copyright WiseTech Global 2019



Innovation
and
expansion of
our global
platform



Transactions/users



Modules



Geographies



*Industry
consolidation*

**Greater usage by
existing customers**



**Increase new
customers on
the platform**



**Stimulate
network
effects**

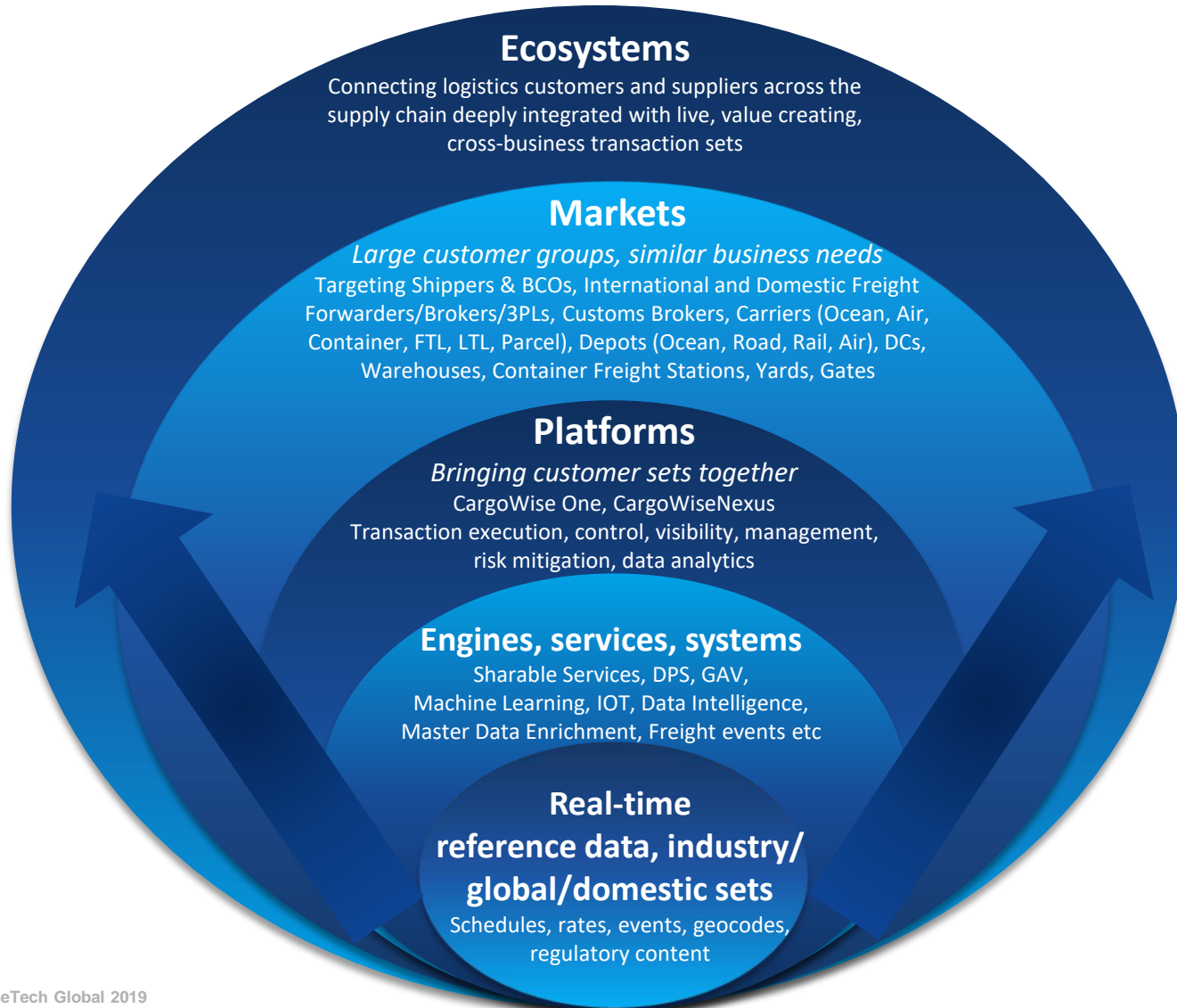


**Accelerate
organic
growth
through
acquisitions**

**“We are accelerating into more products, more geographies and more adjacencies...
driving our long-term growth with each innovation and acquisition.”**

Opportunity – global data, platforms and technology build ecosystem

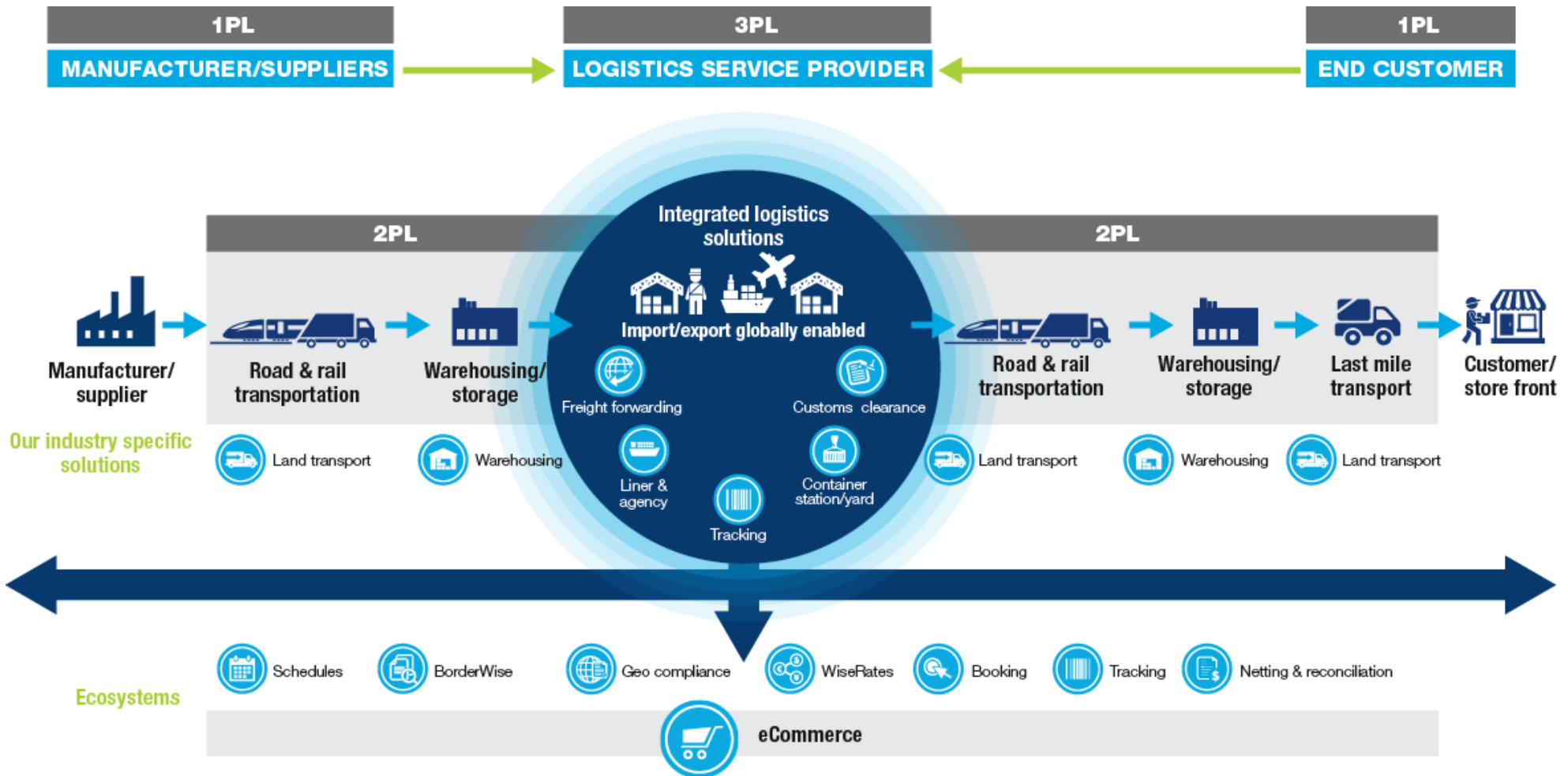
© Copyright WiseTech Global 2019



Widening our reach, building unassailable ecosystems

We converge our innovation pipeline and acquisitions to rapidly build our multi-modal capabilities on a global scale

© Copyright WiseTech Global 2019



Acquiring businesses for geographic expansion – securing assets swiftly

Small targeted acquisitions in key regions provide safer, faster, stronger entry to new markets

© Copyright WiseTech Global 2019

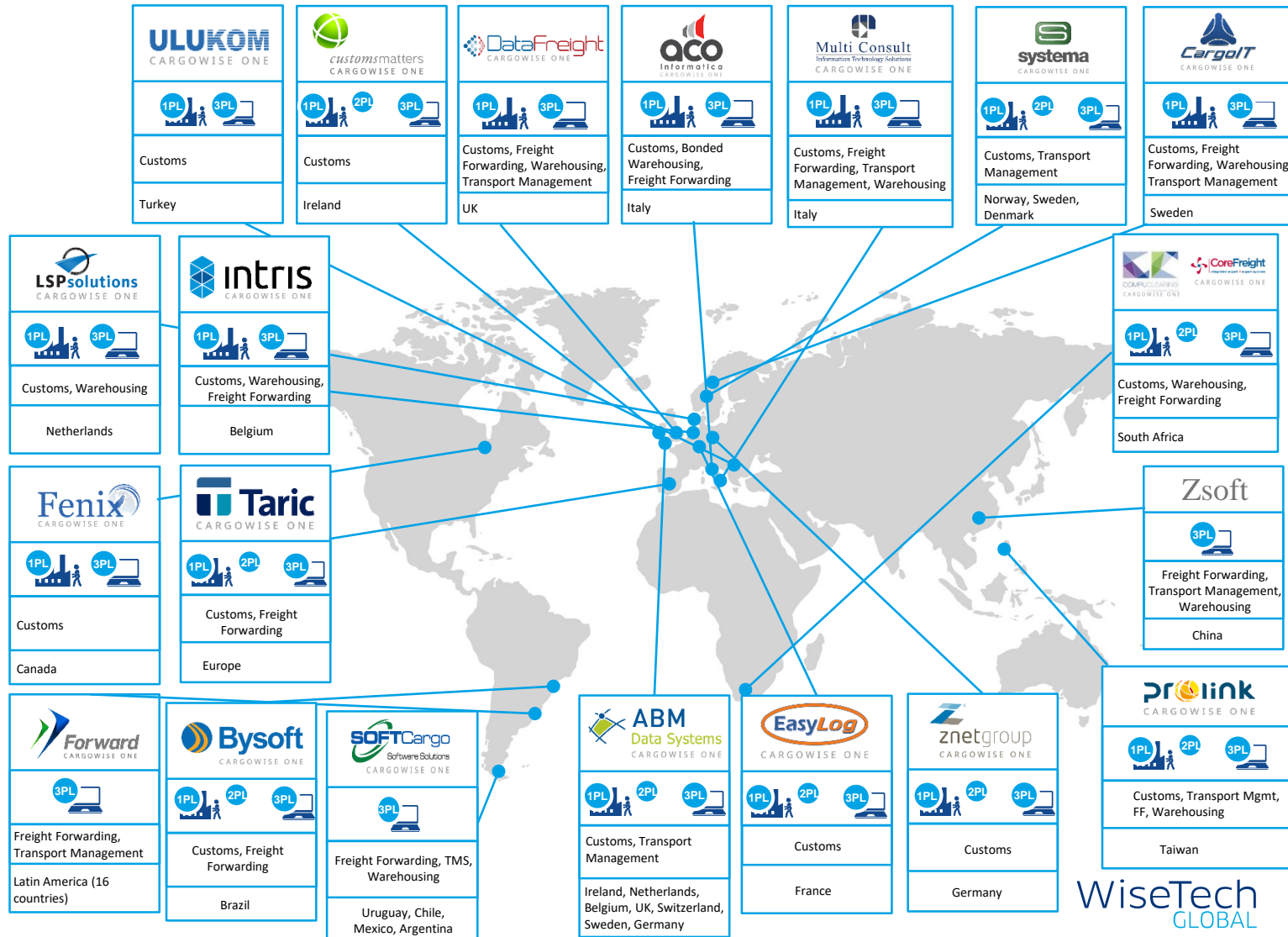
We buy into leading market positions that would take years to build, integrate swiftly and drive value across the platform.

We are acquiring leading software vendors across G20+20 - targeting 90% of world's manufactured trade flows.

We originate our own acquisition pipeline focusing on founder-led assets of significant strategic value. We execute with our internally built M&A engine.

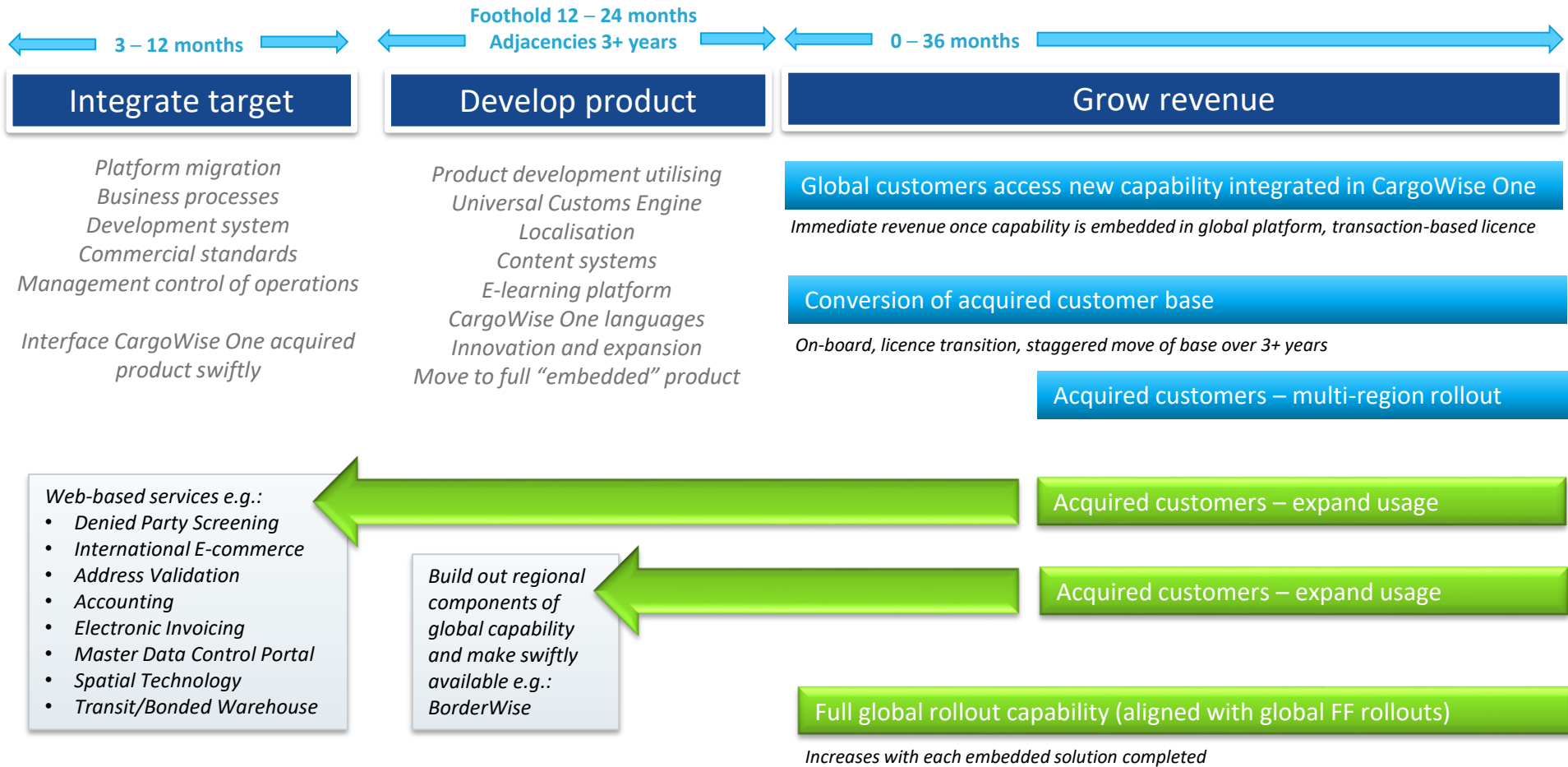
~\$135m upfront (+earnouts) and 675 industry experts – centuries of hard-to-access capability and significant development capability in local feet on the ground.

Integration commences immediately. Embedded product build + customer transition over following 3-5yrs.



Acquisitions – integration process + value components

Stage 1 integration completed swiftly, we focus on long-term product capability and growing revenue



Customers: CargoWise Nexus – powerful web portal, connector

Connector between logistics providers, importers, exporters and freight users

© Copyright WiseTech Global 2019

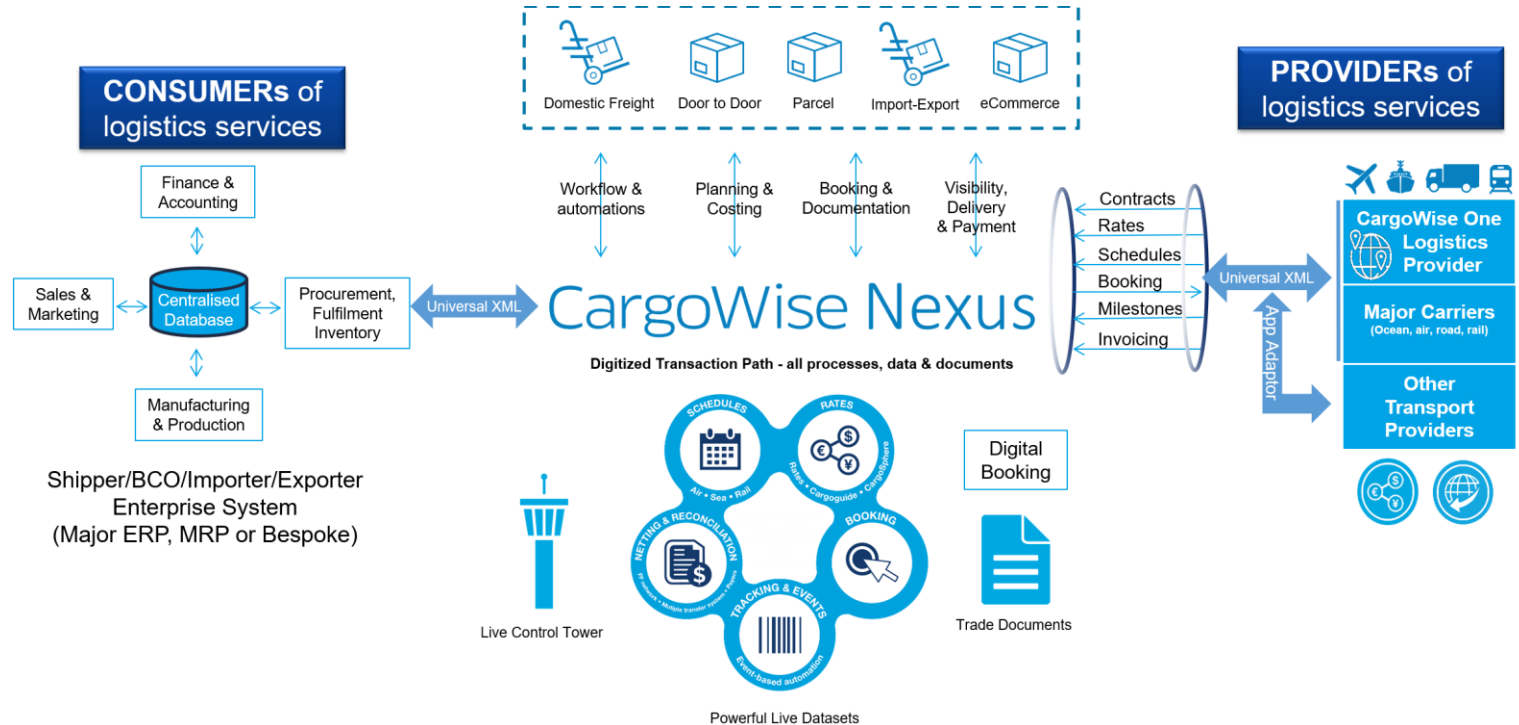


CargoWise Nexus

Launches 2020

Leverages CargoWise One global data sets, tracking engine + services

- Allows customers to plan, schedule, cost estimate, book logistics services (Air, Sea, Rail, Road) track, manage, risk assess, reconcile, approve payment for any freight movement
- Connects 3PL and 2PLs with their customers (users of freight, BCOs, importers and exporters)
- Links real-time to CargoWise One logistics services providers
- Progressive/responsive web app, no local install required
- Simple web services based connector to in-house MRP, ERP, Enterprise systems, etc incl SAP, Oracle, Microsoft Dynamics
- Beta release to ship via existing 3PL FF, customs and freight provider to BCOs



Powerful growth strategy

Multiple levers to sustain growth, increase market penetration, build the operating system

© Copyright WiseTech Global 2019



Innovation
and
expansion of
our global
platform



Transactions/users



Modules



Geographies



*Industry
consolidation*

**Greater usage by
existing customers**



**Increase new
customers on
the platform**



**Stimulate
network
effects**



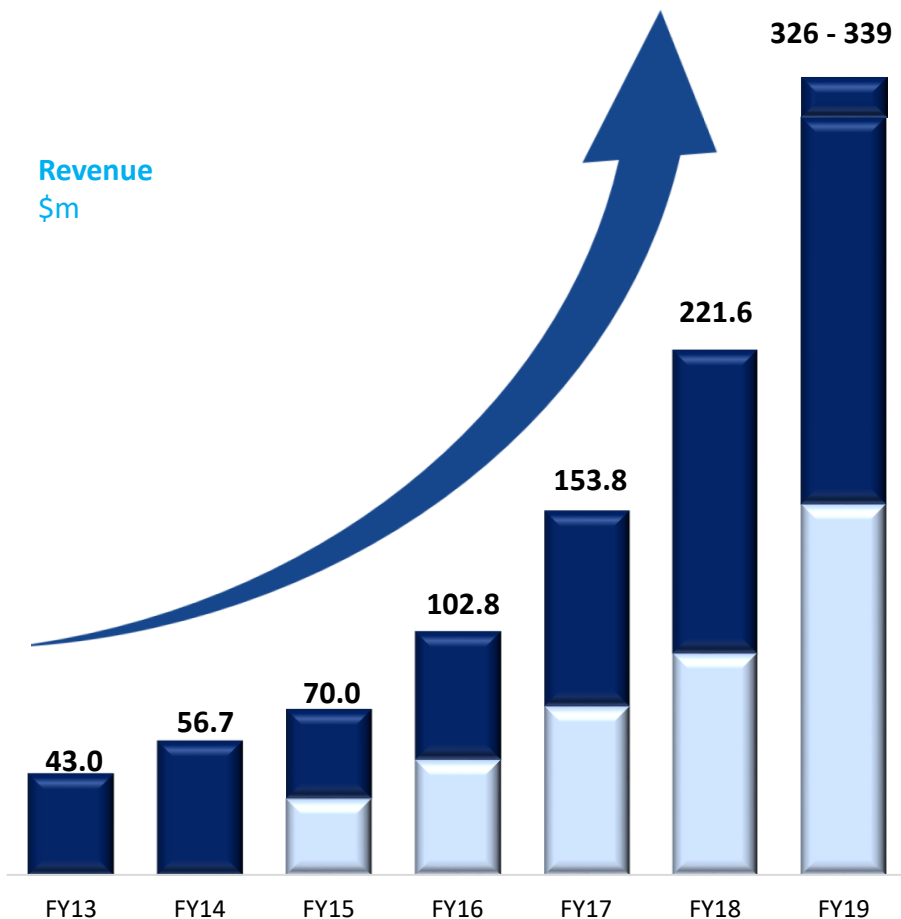
**Accelerate
organic
growth
through
acquisitions**

**“We are accelerating into more products, more geographies and more adjacencies...
driving our long-term growth with each innovation and acquisition.”**

High growth outlook for FY19

Execution on strategy to deliver strong growth in FY19

© Copyright WiseTech Global 2019



FY19 revenue⁽¹⁾

\$326m - \$339m



47% - 53%

FY19 growth vs FY18

FY19 EBITDA⁽¹⁾

\$100m - \$105m



28% - 35%

FY19 growth vs FY18

1. Our revenue is invoiced in a range of currencies, reflecting the global nature of our customer base and as a result is impacted by movements in foreign exchange rates. Our FY19 guidance is based on rates provided in the Appendix.

WiseTech
GLOBAL

Together we will
change the world of logistics,
one innovation at a time.

www.wisetechglobal.com
www.cargowise.com

Appendix

Important notice and disclaimer

CONTENT OF PRESENTATION FOR INFORMATION PURPOSES ONLY

Visit www.wisetechglobal.com/investors

FORWARD-LOOKING STATEMENTS

This presentation may contain statements that are, or may be deemed to be, forward-looking statements. Such statements can generally be identified by the use of words such as 'may', 'will', 'expect', 'intend', 'plan', 'estimate', 'anticipate', 'believe', 'continue', 'objectives', 'outlook', 'guidance', 'forecast' and similar expressions. Indications of plans, strategies, management objectives, sales and financial performance are also forward-looking statements.

Such statements are not guarantees of future performance, and involve known and unknown risks, uncertainties, assumptions, contingencies and other factors, many of which are outside the control of WiseTech Global. No representation is made or will be made that any forward-looking statements will be achieved or will prove to be correct. Readers are cautioned not to place undue reliance on forward-looking statements and WiseTech Global assumes no obligation to update such statements.

No representation or warranty, expressed or implied, is made as to the accuracy, reliability, adequacy or completeness of the information contained in this presentation.

PAST PERFORMANCE

Past performance information in this presentation is given for illustrative purposes only and should not be relied upon as (and is not) an indication of future performance.

INFORMATION IS NOT ADVICE

This presentation is not, and is not intended to constitute, financial advice, or an offer or an invitation, solicitation or recommendation to acquire or sell WiseTech Global shares or any other financial products in any jurisdiction and is not a prospectus, product disclosure statement, disclosure document or other offering document under Australian law or any other law. This presentation also does not form the basis of any contract or commitment to sell or apply for securities in WiseTech Global or any of its subsidiaries. It is for information purposes only.

WiseTech Global does not warrant or represent that the information in this presentation is free from errors, omissions or misrepresentations or is suitable for your intended use. The information contained in this presentation has been prepared without taking account of any person's investment objectives, financial situation or particular needs and nothing contained in this presentation constitutes investment, legal, tax or other advice. The information provided in this presentation may not be suitable for your specific needs and should not be relied upon by you in substitution of you obtaining independent advice. Subject to any terms implied by law and which cannot be excluded, WiseTech Global accepts no responsibility for any loss, damage, cost or expense (whether direct or indirect) incurred by you as a result of any error, omission or misrepresentation in this presentation.

PREPARATION OF INFORMATION

All financial information has been prepared and reviewed in accordance with Australian Accounting Standards. Certain financial data included in this presentation is 'non-IFRS financial information'. The Company believes that this non-IFRS financial information provides useful insight in measuring the financial performance and condition of WiseTech Global. Readers are cautioned not to place undue reliance on any non-IFRS financial information including ratios included in this presentation.

PRESENTATION OF INFORMATION

- **Current period statutory** The financial data for 1H19 in this presentation is provided on a statutory basis but in a non-statutory presentation format.
- **Pro forma (PF)** Where indicated, financial measures for periods prior to FY17 are provided on a pro forma basis. Information on the specific pro forma adjustments is disclosed on page 109 of WiseTech Global's 2018 Annual Report.
- **Currency** All amounts in this presentation are in Australian dollars unless otherwise stated.
- **FY** refers to the full year to 30 June, 1H refers to the six months to 31 December, and 2H refers to the six months to 30 June.
- **Rounding** Amounts in this document have been rounded to the nearest \$0.1m. Any differences between this document and the accompanying financial statements are due to rounding.

THIRD PARTY INFORMATION AND MARKET DATA

The views expressed in this presentation contain information that has been derived from publicly available sources that have not been independently verified. No representation or warranty is made as to the accuracy, reliability, adequacy or completeness of the information. This presentation should not be relied upon as a recommendation or forecast by WiseTech Global. Market share information is based on management estimates except where explicitly identified.

NO LIABILITY OR RESPONSIBILITY

The information in this presentation is provided in summary form and is therefore not necessarily complete.

To the maximum extent permitted by law, WiseTech Global and each of its subsidiaries, affiliates, directors, employees, officers, partners, agents and advisers and any other person involved in the preparation of this presentation disclaim all liability and responsibility (including without limitation, any liability arising from fault or negligence) for any direct or indirect loss or damage which may arise or be suffered through use or reliance on anything contained in, or omitted from, this presentation. WiseTech Global accepts no responsibility or obligation to inform you of any matter arising or coming to its notice, after the date of this presentation, which may affect any matter referred to in this presentation. This presentation should be read in conjunction with WiseTech Global's other periodic and continuous disclosure announcements lodged with ASX.

FY19 guidance and assumptions

Growth in revenue and EBITDA

What is included in the guidance:

- Retention of existing customers with organic usage growth consistent with historical levels
- New customer growth consistent with historical levels
- New product and feature launches
- Contractual increases in revenue from existing customers, reflecting the end of temporary pricing arrangements
- Standard price increases
- Full year effect of prior year acquisitions
- Acquisitions post 30 June 2018: Ulukom, SaaS Transportation, Fenix, Pierbridge, Multi Consult, Trinium, Taric, DataFreight, SmartFreight, CargoIT, Systema and Containerchain
- Investment in R&D to increase in \$ terms, but will benefit from operating leverage
- Sales and marketing as % of revenue to increase over time to more historical levels, 10% – 12%
- General and administration, including M&A, excluding acquired G&A, as a % of revenue to be more efficient over time, below 20%

What is not included in the guidance:

- Material change in revenues from the acquired platforms
- Benefits from migration of customers from acquired platforms, where CW1 development is yet to be completed
- Growth in services revenue outside of e-services
- Revenue from new products in development but not planned to be commercialised
- Changes in the mix of invoicing currencies
- Potential acquisitions and associated costs

	FY18	FY19 guidance
Revenue	\$221.6m	\$326m - \$339m
EBITDA	\$78.0m	\$100m - \$105m

Global revenues received in a mix of key currencies

Revenues protected with effective natural hedge

- 76% of 1H19 revenue in non-AUD due to increased overseas acquisitions and mix of transactions and users in CargoWise One
- Natural hedges in some regions with both revenue and expenses denominated in local currencies – including recent acquisitions
- 46% of 1H19 revenue is in non-local currencies, 5pp lower than FY18 (51%)
- No derivative contracts in place for FY19

FX rates v AUD	FY19 guidance October to 30 June	2H19 guidance
GBP	0.55	0.57
RMB	4.91	4.99
EUR	0.62	0.63
NZD	1.09	1.05
ZAR	10.7	10.2
USD	0.72	0.72
TRY	4.61	3.84

Sensitivities	Increase/ decrease	2H19 revenue \$m	2H19 EBITDA \$m
FX rates vs AUD			
USD	+/- 5%	-/+ 3.5	-/+ 2.1
EUR	+/- 5%	-/+ 1.8	-/+ 0.5
ZAR	+/- 10%	-/+ 0.4	Nil
TRY	+/- 10%	-/+ 0.1	Nil

Logistics execution industry dynamics

Industry pain points drive an exponential shift to CargoWise One

3PL industry dynamics vs low propensity to switch out of proprietary systems

Impact of dynamic for WiseTech Global

Our leading global logistics software and open-access, usage-driven business model remove constraints to growth

Growth in transactions	→	positive	→	Highly scalable, integrated platform, productivity focused
Demand for faster throughput	→	positive	→	Highly automated, more productive, enter data once
Increasing regulation	→	positive	→	Fast to market with new regulatory changes
Increasing complexity	→	positive	→	Relentless innovation investment, automates or eliminates processes
High fragmentation	→	positive	→	Operating system for logistics, one to thousands of users
Pressure on supply chain execution margins	→	positive	→	SaaS, pay for use monthly in arrears, productivity benefits
Capital constraints	→	positive	→	No upfront capital, easily add users and regions, only pay for use
Increasing network tie-ups	→	positive	→	Integrated global platform, ~130 countries, real-time visibility
Cycles in 3PL verticals – economic up/downturn	→	positive	→	Pay for what you use, linked to value point
Consolidation across 1PL/2PL/3PL, Amazon	→	positive	→	Execution capability across supply chain, plug into myriad systems
3PL consolidation growing	→	positive	→	Seamless, swift, scalable on-boarding of thousands, global rollouts
High labour cost in high GDP trade routes	→	positive	→	Significant productivity gains through technology
Impact of political change (new govt/Brexit)	→	positive	→	Unsurpassed software development capacity to meet change
Shift to SaaS, cloud	→	positive	→	SaaS since 2008, cloud, all devices, LDaaS and PaaS to come
Shift from in-house to commercial systems	→	positive	→	Commercially proven, integrated platform used by all of the 25 largest global freight forwarders

Our technology and business model turns industry problems into tailwinds

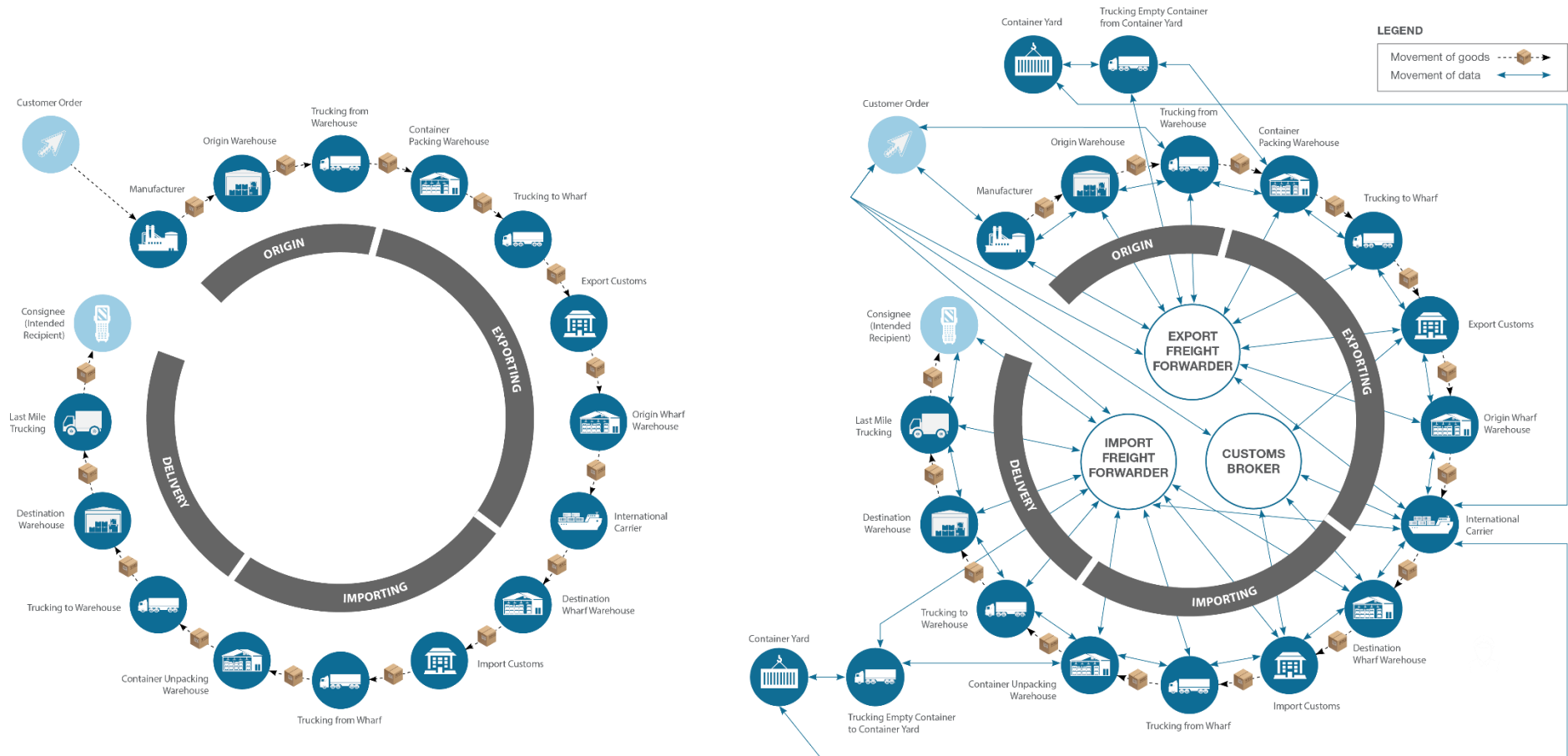
Logistics industry – moving goods and data

Movement of goods requires timely movement of accurate information across the supply chain

A myriad of logistics suppliers are needed across the supply chain.

Information moves ahead of, alongside and behind the physical goods as they move through the supply chain.

Data speed, accuracy, timeliness and quality are essential.





WiseTech
GLOBAL

www.wisetechglobal.com/investors