



ANNUAL REPORT

**FOR THE YEAR ENDED
30 JUNE 2020**



CONTENTS

Corporate Directory	1
Chairman's Letter	2
Directors' Report	3
Corporate Governance Statement	14
Statement of Profit or Loss and Other Comprehensive Income	27
Statement of Financial Position	28
Statement of Changes in Equity	29
Statement of Cash Flows	30
Notes to the Financial Statements	31
Directors' Declaration	53
Independent Auditors' Report	54
Auditor's Independence Declaration	60
Shareholder Information	61
Summary Resources Statements	63
Competent Persons Statements	64
Schedule of Tenements	65

Directors

Yuzi (Albert) Zhou - Executive Chairman
Dian Zhou He - Non-Executive Director
and Deputy Chairman
Jun Sheng Liang - Non-Executive Director
Jie You - Alternate Director to
Jun Sheng Liang

Company Secretary

Robert Allen

Auditor

Deloitte Touche Tomatsu
Tower 2, Brookfield Place
123 St Georges Terrace
PERTH WA 6000

Bankers

Bankwest
1/1215 Hay Street
WEST PERTH WA 6005

Solicitors

House Legal
86 First Avenue
MT. LAWLEY, WA 6050

Lawton Lawyers
Level 1, Irwin Chambers
16 Irwin Street
PERTH WA 6000

Share Registry

Advanced Share Registry
150 Stirling Highway
NEDLANDS WA 6009

Stock Exchange Listing

Australian Stock Exchange Limited
(Home Branch - Perth)

ASX Code: ACS

Registered Office

Level 9, 250 Queen St
MELBOURNE VIC 3000
Telephone: +61 3 9670 0888

Exploration and Administration Office

PO Box 419
WEST PERTH WA 6872
Telephone: +61 8 9481 3006

Contacts

Telephone: +61 8 9481 3006
E-mail: admin@accentresources.com.au
Website: www.accentresources.com.au



Dear Shareholder

I am once again pleased to present this 2020 Annual Report for Accent Resources NL.

Activities at our flagship Magnetite Range Project were limited again due to continued unfavourable iron ore prices. The Company still regards the Magnetite Range Project as a core asset and are continuing to seek ways of progressing development via specialist consultants for when the market becomes more favourable in the future. In recent months iron ore prices have improved providing encouragement that new iron ore projects will become economic in the future.

In the light of higher gold prices and favourable exchange rates exploration activities have increased at the Norseman Gold Project. Exploration activities have included tenement acquisition, drill completion for Stage 1 (14 RC holes) and planning of Stage 2 drilling programmes, and Native Title negotiations. The Company has also been vigorously defending forfeiture applications lodged in 2018 by a third party. However, because of COVID-19, exploration activities were delayed and the Court hearing on the forfeiture applications was to be held in September 2020. However, in early September 2020, a settlement was reached with the third party and the application was withdrawn removing any current and future forfeiture action by the third party.


As previously advised, in late 2015, the Company acquired a substantial shareholding in MZI Resources Ltd ("MZI") which was placed in administration in April 2019. MZI's Keysbrook operation was subsequently sold to Doral Mineral Sands Pty Ltd in June 2019 and MZI's shares were removed from the ASX Official List in August 2019.

We have investigated other projects in recent years but they did not satisfy investment requirements due to uncertainty of project sustainability. Our major shareholders Xingang Resources (HK) Ltd and Rich Mark Development (Group) Pty Ltd ("Rich Mark") continue to provide financial support and we will continue to assess new investment opportunities.

At the Annual General Meeting in November 2019, the issue of a Convertible Note ("Note") to Rich Mark was approved by shareholders. The Note, if exercised, will allow Rich Mark to convert its debt to equity thereby improving the Company's financial position. Up to \$6.4m of debt can be converted to equity at 6 monthly intervals over the 3 year term of the Note.

I thank shareholders for their loyalty and support during the past year.

Yours Sincerely



Yuzi Zhou
Executive Chairman

25 September 2020

Your Directors present their report together with the financial statements of Accent Resources NL ("the Company" or "ACS") for the year ended 30 June 2020.

Directors

The Directors in office at the date of this report and at any time during the financial year are as follows. Directors were in office for the entire year unless otherwise stated.

Yuzi (Albert) Zhou – Director and Executive Chairman
 Dian Zhou He – Non-Executive Director and Deputy Chairman
 Jun Sheng (Jerry) Liang – Non-Executive Director
 Jie You (Alternate Director to Jun Sheng Liang)

Information on Directors and officers

Yuzi (Albert) Zhou

Director and Executive Chairman – appointed 8 May 2012

Qualifications

Bachelor of Engineering, Beijing Science and Technology University

Experience

Mr Zhou majored in Metal Physics and graduated from Beijing Science and Technology University with a Diploma of Bachelor of Engineer in 1985. Mr Zhou then joined Shougang Iron and Steel Company ("Shougang") in 1985. In his 9+ years with Shougang he worked as an assistant engineer, as the engineer for a study of energy control and saving in iron and steel making process and then as department manager for the iron and steel international import and export business for both the United States and China. Mr Zhou then joined Itochu China Corporation as the Deputy Department Manager for the next 7 years, dealing mainly in steel products and the iron ore import and export business. The Itochu Corporation was the largest trading Company in the world. Since 2001 Mr Zhou has joined in Rio Tinto marketing team as a Superintendent Sales Manager importing and selling iron ore in China for 6+ years. Later Mr Zhou worked as the Managing Director of China Nickel Resources Holdings Limited Company in Hong Kong for 4 years for nickel ore and iron ore mining, exporting and importing business in south east Asian areas.

Interest in Shares and Options

Nil

Other Current Directorships of Listed Companies

Non Executive Direct, MZI Resources Ltd – appointed 8 March 2018

Former Directorships of Listed Companies in Last Three Years

Nil

Dian Zhou He

Non-Executive Director and Deputy Chairman – appointed 8 May 2012

Qualifications

Bachelor of engineering and EMBA, Baotou Iron and Steel University and Huazhong University of Science and Technology

Experience

Mr He is the Chairman and President of Xingang Iron and Steel Company Limited ("Xingang Iron and Steel Company") of the Angang Group. He joined Xingang Iron and Steel Company after finishing his mining engineering studies in Baotou Iron and Steel University in 1985 and had further education in Huazhong University of Science and Technology where he was awarded an EMBA in 2005. He has been engaged in mining, iron making, steel production and overall Company management over the last 26 years. Xingang Iron and Steel Company is a leading steel Company in Henan Province of China with more than 6,300 employees and a total annual steel production output of 4.5 million tonnes. The turnover in 2009/2010 was RMB 9.6 billion. Mr He is also the Chairman of Xingang Resources, a subsidiary Company of Xingang Iron and Steel Company established in Hong Kong for Australian business. Xingang Resources became the largest shareholder in the Company through an on market bid early 2012.

Interest in Shares and Options Shareholder of Xingang Resources (HK) Ltd which holds 98,026,518 ordinary shares (54.2%) in Accent Resources NL.

Other Current Directorships of Listed Companies Nil

Former Directorships of Listed Companies in Last Three Years Nil

Jun Sheng (Jerry) Liang

Non-Executive Director – appointed 8 July 2009

Qualifications Bachelor of Science and Engineering, Henan Agricultural University

Experience Mr Liang is Managing Director of Rich Mark Development (Group) Pty Ltd. He has 25 years' experience in international trade, including 11 years in COFCO, China's largest Company, and 12 years in iron ore and steel trading.

Interest in Shares and Options Controlling Shareholder of Rich Mark Development (Group) Pty Ltd which holds 28,218,366 ordinary shares (15.6%) in Accent Resources NL.

Other Current Directorships of Listed Companies Nil.

Former Directorships of Listed Companies in Last Three Years Nil.

Jie You

Alternate Director to Jun Sheng Liang – appointed 8 September 2011

Qualifications Bachelor of Science, Xiamen University

Experience Mr You joined Xiamen International Trade Group (ITG) after he graduated from university in 1989 and worked in the international trade side of ITG for ten years. He was also General Manager of two ITG subsidiary companies between 1996 and 2000. Jie You has worked as a marketing manager for Rich Mark Development (Group) Pty Ltd (a bulk commodities Company).

Interest in Shares and Options Nil.

Other Current Directorships of Listed Companies Nil.

Former Directorships of Listed Companies in Last Three Years Nil.

Robert Allen

Company Secretary – appointed 1 July 2013

Qualifications Bachelor of Science (RMIT University) and Bachelor of Business, (Macquarie University)

Experience Mr Allen commenced his career as an exploration geologist. Since the early 1980's he has had over 35 years' experience in stockbroking, resources finance and banking, trading and risk management. During that time he also has had roles as CFO and Company Secretary and has also enjoyed the role of Director of an ASX listed Company.

Meeting of Directors

During the year, two meetings of directors were held. Attendances were:

Directors	Number Eligible to Attend	Number Attended
Jun Sheng (Jerry) Liang	2	2
Dian Zhou He	2	2
Yuzi (Albert) Zhou	2	2
Jie You	2	2

Principal Activities

The principal activities of the Company entity during the financial year was the exploration and evaluation of mineral deposits.

Results of Operations

The net loss of the Company after income tax for the year amounted to \$2,018,997 (2019: \$3,518,530).

Dividends

No dividend has been paid or declared by the Company up to the date of this report. The Directors do not recommend that any amount be paid by way of dividend.

Review of Operations

In conjunction with majority shareholder Xingang Resources (HK) Ltd, the Company continues to assess investment opportunities and projects for acquisition or development. A summary of the Company's investments and projects are provided here.

1. Investments:

MZI Resources Ltd

In late 2015 the Company acquired a substantial shareholding in MZI Resources Ltd ("MZI"), a listed Western Australian mineral sands producer. Between 2016 and 2018 MZI failed to achieve targeted production and recovery levels resulting in it incurring substantial losses and a substantial build up in debt.

In March 2019 MZI's shares were suspended and in April 2019 voluntary administrators were appointed. The Keysbrook operation was subsequently sold to Doral Mineral Sands Pty Ltd in June 2019 and MZI shares were removed from the ASX Official List in August 2019.

In December 2019 the administrators announced that they had executed a sale contract for MZI's Tiwi Island mineral sands mining and exploration titles. Also they announced they had conducted a sale campaign for the corporate shell and have selected a preferred bidder for possible recapitalisation and relisting.

2. Projects

Accent Resources NL is the 100% owner of the Magnetite Range Project located approx. 310km north northeast of Perth and the Norseman Gold Project located 5km south east of Norseman (refer Figure 2). Principal activities during the financial year included continued project review and evaluation of both projects.

The Magnetite Range Project has seen the completion of metallurgical test work on diamond drilling, RC and diamond drill planning, continued PFS studies including MLA boundary design and consultation regarding flora and fauna spring surveys, auger soils program (currently underway) and one tenement application.

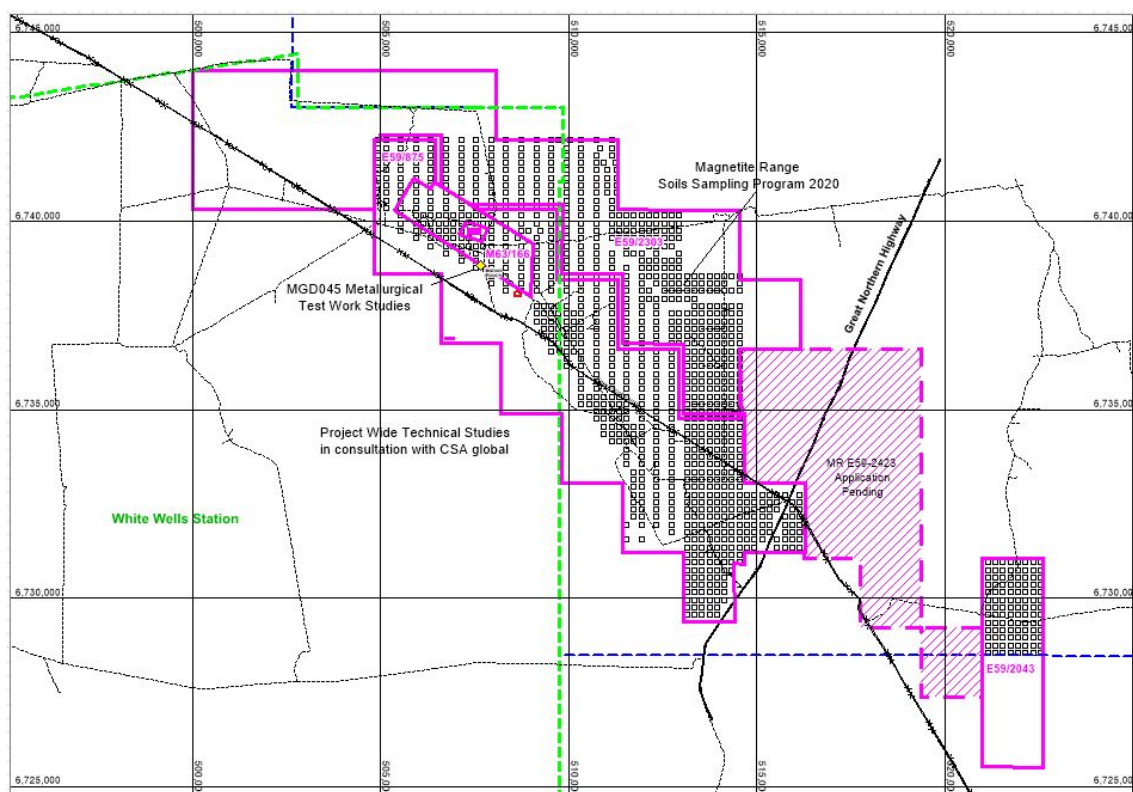
The Norseman project has seen the completion of a Native Title survey over the project, ongoing MLA 63/657 mining agreement negotiations with Ngadju Native Title Group, one tenement acquisition, RC drilling and a soils sampling program. The Company remains committed to the projects and will continue to seek ways of progressing development in the future.

MAGNETITE RANGE IRON ORE PROJECT (ACS 100%)

The Magnetite Range Project is an advanced iron magnetite project, with green field gold potential located approximately 310km north northeast of Perth and 250km east southeast of Geraldton in the Shire of Yalgoo. The project area covers portions of the Ninghan, White Wells and Wanarra pastoral stations immediately west of the Great Northern Highway between Wubin and Paynes Find.

The project is well located in the southeast of the developing midwest iron ore region and located immediately northwest along strike of the operating Extension Hill (also known as Mt Gibson) iron ore project.

Figure 01 - Magnetite Range Project – Work completed during the reporting period



The main banded iron formation ("BIF") ridges form low topographic highs (up to 30m in the south) or otherwise are buried beneath thin cover. Magnetite mineralization is contained within northwest and west-northwest striking BIF units extending for over 14km of strike. The majority of the project area is within E59/875 and is characterised by two adjacent BIF units with an additional thinner unit occurring at the Hematite Hill prospect area in the south. The BIF package in the Hematite Hill area is up to 400m true thickness. The BIF units are sub vertical to steeply dipping east between Hematite Hill and Retaliation which can shallow to an approximately 50° dipping northeast at Julia. Drilling completed indicates that the BIF units remain open at depth.

A total of 21,844m (12,218m of diamond drilling and 9,626m of Reverse Circulation ("RC") resource drilling was completed between 2008 and 2010 and used to estimate a revised total JORC resource of 434.5 Mt at 31.4% Fe at 15% weight recovery cut off, as announced to the ASX on 28 November 2012. The Mineral Resource estimate is detailed in Summary Resources Statements section at end of report.

The Company completed diamond drill hole MGD045 during 2018, Metallurgical test work has been completed during the reporting period returning promising results, no material change to the existing resource is expected. Accent have engaged the services of CSA Global to continue ongoing technical and geological studies and will continue into the next reporting period. MLA boundary design commenced during the reporting period and will form part of an MLA application submission over the Magnetite Range project, flora and fauna surveys over identified areas are due to commence next reporting period.

A total of 1200 soil geochemical samples are due to commence next quarter over M59/166; E59/875; E59/2303 and E59/2043 and will be completed during the next reporting period. **(refer figure 1)**

On the 17th April 2020 a new application for E59/2423 was submitted over 11 blocks located on the eastern boundary of E59/875 and E59/2303 and covers the SW interpreted extension of the NW trending BIF horizon. This tenure is currently progressing through the DMIRS grant process and is currently pending approval. **(refer figure 1)**

The Company continues to progress further studies of the Magnetite Range project in the form of internal reviews, future drill targeting, land access and acquisition, infrastructure, logistics studies and corporate options for project development. The commencement of further geological and technical studies have commenced. Soils sampling and RC Drilling have also been proposed and are currently in the application process.

NORSEMAN GOLD PROJECT (ACS 100%)

The Norseman project comprises five mining leases and nine prospecting licences covering an area of approximately 256 hectares and is located 5km south of Norseman in the Dundas Mineral Field. Mining Lease Application (MLA63/657) was applied for on the 3rd September 2015 and is currently pending approval. This application includes four (of five) Mining Leases (M63/225; 226; 247 and 369) and covers all current Accent Prospecting licences including one currently pending grant. This will consolidate tenure for the project.

Native Title negotiations are continuing with Ngadju Native Title Group for this application and are progressing positively, finalisation of M63/657 Native Title mining agreement negotiations are expected to be completed in the next reporting period.

The project area occurs within a strongly mineralised portion of the southern Norseman – Wiluna greenstone belt of the Yilgarn Craton. The local geology consists predominantly of Archaean banded cherty siltstone / ironstone formations interbedded with mafic volcanic and intrusives. The ironstones, referred to as the Eastern and Western Banded Ironstones contain flanking volcanics and chert breccias, passing into fine clastics and magnetite ironstones.

Gold mineralisation occurs predominantly along the Mt Henry Shear within the core of the eastern Ironstone (Surprise – Iron Duke – Maitland/Break O'Day Trend) and along the eastern margin of the western Ironstone (Lady Mary Trend). Additional mineralisation occurs in east northeast – west south west trending cross-cutting structures (Luck Call, Battler). The most significant mineralisation discovered to date consists of the north-south trending Iron Duke (40,700oz @ 1.9g/t Au) and Surprise (18,800oz @ 1.5g/t Au) gold deposits along the Mt Henry Shear (99 percentile upper cut, 1.0g/t Au lower cut off as announced to the ASX on 26 November 2012). Over 70-80% of these resources are shallow, within 50m of surface. The Mineral Resource estimate is detailed in the Summary Resources Statements section at end of report.

Resource estimation and pit optimization studies of the Surprise – Iron Duke Resources were completed during 2012 to assess their potential and economic viability. The current gold resources are unlikely to support a stand-alone operation but represent opportunity for either a development joint venture or toll processing with local operators. A technical review of the previous resource and geological interpretation during 2017 resulted in a similar outcome to previous studies, with further geochemical work recommended.

Tenements P63/1893 and 1904 cover the historically significant Lady Mary mine. Lady Mary was the subject of sporadic mining since the early 1900's with early reported production exceeding 26,000oz at grades greater than 20g/t Au. Mineralisation is associated with the Lady Mary Shear and hosted by an east dipping northeast plunging quartz vein which occurs at the eastern contact of the Western Ironstone with gabbro. Proposed work should include a review of historical geological information including old drill chips, construction of 3-dimensional model to accurately predict the plunge of the high-grade Lady Mary shoot and updated sectional interpretation based on June 2020 RC drill program. Drilling of the untested but significantly mineralised structure south and along strike of the historic Lady Mary mine is also recommended.

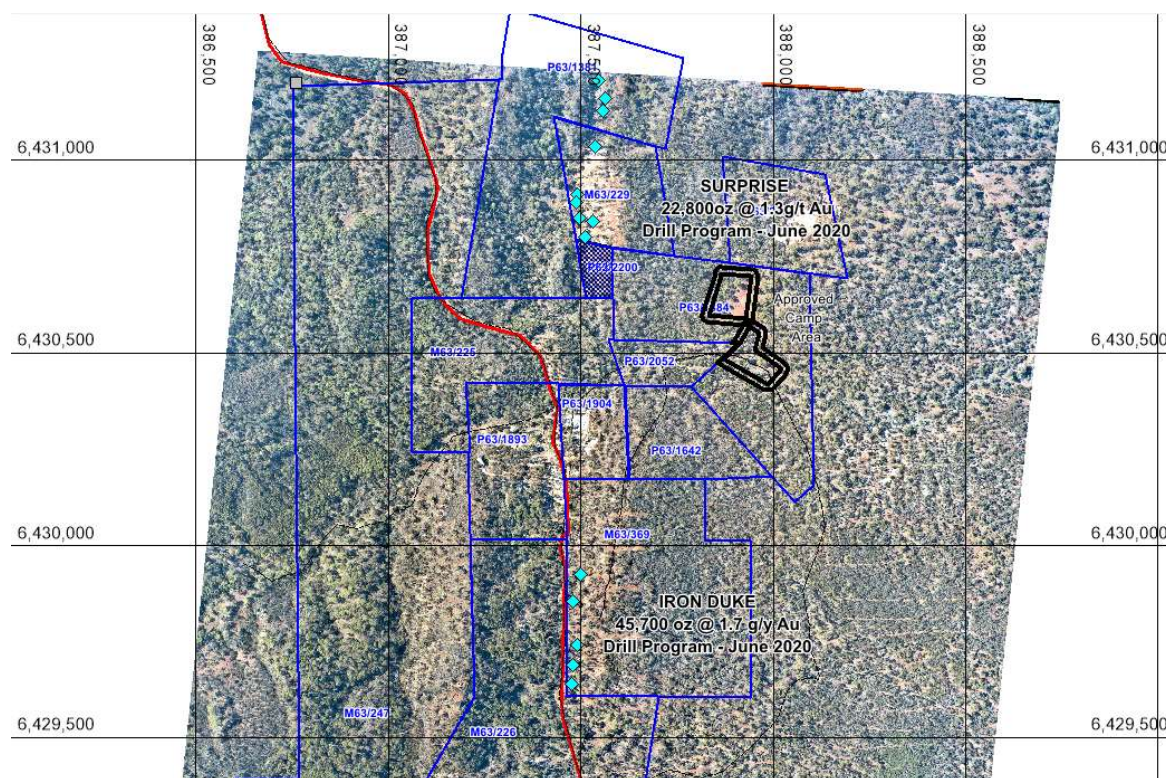
The Norseman project saw the successful tenement acquisition of P63/2154 and stage one RC drilling. P63/2154 was acquired on 25th February 2020 and is 100% owned by ACS. Stage one RC drilling commenced on 15th June 2020 and completed a total of 14 RC for 1369m. Drilling results are expected during the next reporting period. A soils sampling program was due to commence during the reporting period, however due to weather and COVID-19 delays, will be completed during 2020-2021 reporting period.

Future work recommended on this project includes a data validation and consolidation exercise to increase 3D geological and metallurgical understanding and increase resources and reduce risk related to some aspects of historical data quality. An improvement in the geological classification of the contained resources may be expected and precise targeting and drill planning will take place once digital updates have been completed.



Completion of the geochemical soils sampling program may also result in highlighting new targets to explore and is currently underway.

Figure 02 - Norseman Project Map with Resources at 0.5g/t Au Cut-off showing 2020 RC Drill Locations



Note: Drilling was in progress at the time of writing report, therefore not all holes are represented in Figure 2

3. Impact of COVID-19

The World Health Organisation declared the outbreak of a novel coronavirus (COVID-19) as a pandemic in March 2020. There is significant uncertainty around the breadth and duration of business disruptions related to COVID-19, which has resulted in significant volatility in Australian and international markets. The Company has responded to the emergence and continued development of the COVID-19 pandemic with a range of pre-cautionary measures on its work sites. These were in addition to government advice and included office work being conducted remotely and field programs modified to minimise risk. The Company's operations have not been materially impacted and it continues to monitor and manage the COVID-19 situation closely.

The Company was deemed eligible to receive the ATO cash boosts and received \$47,008 for the year as disclosed in Note 3(a).

Financial Position

At 30 June 2020, the Company was in a net liability position of \$3,989,538 (2019: \$3,420,703). Full details of the financial position of the Company can be found in the Financial Statements section within this Annual Report.

Significant Changes in State of Affairs

There were no significant changes in the state of affairs of the Company during the financial year other than those disclosed previously.

After Balance Date Events

On 31 July 2020 the Company entered into a new lease agreement for Level 2, 72 Kings Park Road, West Perth.

At Norseman, a third party lodged forfeiture applications in 2018. The matter was due to go to court in early September 2020. However, a settlement was reached with the third party in early September 2020 removing the current and any future forfeiture applications by the third party.

The Company recognises that COVID-19 is a rapidly evolving situation impacting us all. Whilst acknowledging the disruption to global commerce, the Company finds itself well placed to continue to progress its projects and will continue to monitor any impacts the pandemic may have on its projects. At this point in time the Company is experiencing minor delays in project timelines as a result of the pandemic. These delays are not expected to be significant.

No other matters or circumstances have arisen since the end of the financial year which significantly affected or may significantly affect the operations of the Company, the results of those operations, or the state of affairs of the Company in future financial years.

Future Developments, Prospects and Business Strategies

The Company intends to continue to pursue its goals of identification of investment opportunities in the resources sector and development of existing projects.

Environmental Issues

The Company is aware of its environmental obligations with regards to its exploration activities and ensures that it complies with all regulations when carrying out any exploration work.

Shares Under Option

There are no unissued ordinary shares of the Company under option at the date of this report.

No Share options were granted during the financial year (2019: Nil).

Proceedings on Behalf of the Company

No person has applied to the Court under section 237 of the *Corporations Act 2001* for leave to bring proceedings on behalf of the Company, or to intervene in any proceedings to which the Company is a party, for the purpose of taking responsibility on behalf of the Company for all or any part of those proceedings.

No proceedings have been brought or intervened in on behalf of the Company with leave of the Court under section 237 of the *Corporations Act 2001*.

Indemnification and Insurance of Officers

In accordance with the constitution, except as may be prohibited by the *Corporations Act 2001* every Officer of the Company shall be indemnified out of the property of the Company against any liability incurred by him in his capacity as Officer, auditor or agent of the Company or any related corporation in respect of any act or omission whatsoever and howsoever occurring or in defending any proceedings, whether civil or criminal. Accordingly the Company has in place Directors and Officers Insurance and the total amount of insurance contract premiums paid was \$11,965 (2019: \$11,756).



Auditor's Independence Declaration

The auditor's independence declaration for the year ended 30 June 2020 has been received and can be found on page 60 of the Financial Statements.

Non-audit Services

The Board of Directors is satisfied that the provision of non-audit services during the period is compatible with the general standard of independence for auditors imposed by the *Corporations Act 2001*. The directors are satisfied that services disclosed below did not compromise the external auditor's independence for the following reasons:

- all non-audit services are reviewed and approved by the Board prior to commencement to ensure that they do not adversely affect the integrity and objectivity of the auditors; and
- the nature of the services provided do not compromise the general principles relating to audit independence as set out by Chartered Accountants Australia and New Zealand and APES 110: Code of Ethics for Professional Accountants set by the Accounting Professional and Ethical Standards Board.

No fees for non-audit services were paid/payable to the external auditors during the year ended 30 June 2020 (2019: nil).

Corporate Governance

In recognising the need for the highest standards of corporate behaviour and accountability, the Directors of Accent Resources NL support and adhere to the principles of corporate governance. The Company's Corporate Governance Statement is contained in the subsequent section of this report and on its website at www.accentresources.com.au.

Remuneration Report (Audited)

The Remuneration Report is set out under the following main headings:

- A Directors and Key Management Personnel
- B Principles Used to Determine the Nature and Amount of Remuneration
- C Service Agreements
- D Details of Remuneration
- E Share-based Compensation
- F Equity Instrument Disclosures Relating to Key Management Personnel
- G Other Transactions

The information provided in this Remuneration Report has been audited as required by section 308 (3C) of the *Corporations Act 2001*.

Voting and Comments made at the Company's 2019 Annual General Meeting

The Company received 100 % of "yes" votes on its remuneration report for the 2019 financial year. The Company notes that this was an improvement on the previous year and reflects the conservative remuneration practices of the Company.

A. Directors and Key Management Personnel

The remuneration arrangements detailed in this report relate to the following Directors and key management personnel as follows:

Yuzi (Albert) Zhou – Executive Chairman
Dian Zhou He – Non-Executive Director and Deputy Chairman
Jun (Jerry) Sheng Liang – Non Executive Director
Jie You – Alternative Director to Jun Sheng Liang
Robert Allen – Company Secretary

B. Principles Used to Determine the Nature and Amount of Remuneration

The Board recognises that Accent Resources NL operates in a global environment. To prosper in this environment we must attract, motivate and retain key executive staff.

In determining competitive remuneration rates, the Board, acting in its capacity as the remuneration committee, seeks independent advice on local and international trends among comparative companies and the mining and exploration sector generally. It examines terms and conditions for employee incentive schemes benefit plans and share plans. Independent advice may be obtained to confirm that executive remuneration is in line with market practice and is reasonable in the context of Australian executive reward practices.

No remuneration consultants were utilised in the current year to determine remuneration.

Board Remuneration

Shareholders approve the maximum aggregate remuneration for Non-Executive Directors. The Board determines actual payments to directors and reviews their remuneration annually. This is based on independent external advice with regard to market practice, relativities, and the duties and accountabilities of directors.

Performance-based Remuneration

At this stage of the Company's development and being an exploration Company, there are no remuneration policies which link remuneration to Company performance.

The principles supporting our remuneration policy are that:

- Reward reflects the competitive global market in which the Company operates.
- Remuneration arrangements are equitable and facilitate the development of senior management across the Company.

The tables below set out summary information about the Company's movements in shareholder wealth for the five years to 30 June 2020:

	30 June 2020	30 June 2019	30 June 2018	30 June 2017	30 June 2016
	\$	\$	\$	\$	\$
Revenue	55,562	12,762	13,932	28,425	96,832
Net loss before tax	(2,018,997)	(2,758,530)	(2,574,485)	(3,113,099)	(940,096)
Net loss after tax	(2,018,997)	(2,758,530)	(2,574,485)	(3,113,099)	(940,096)

	30 June 2020	30 June 2019	30 June 2018	30 June 2017	30 June 2016
	\$	\$	\$	\$	\$
Share price at start of year	0.006	0.01	0.03	0.08	0.14
Share price at end of year	0.005	0.006	0.01	0.03	0.08
Basic earnings per share	(1.12)	(1.52)	(1.42)	(1.72)	(0.52)

No dividends have been declared.

C. Service Agreements

Employment Contracts of Directors and Senior Executives

The Executive Chairman, Mr Yuzi Zhou, has an ongoing arrangement with the Company which was put in place with effect on 1 July 2014. Mr Zhou receives a salary of \$168,000 per annum and either party may terminate this agreement at any time by giving a three month's written notice.

The Non-Executive Directors and Company Secretary have been appointed on an ongoing basis and have no retirement benefit allowances (neither current nor accrued), and the Company has no obligations to Directors upon their cessation from office.

There are no additional employment contracts relating to Directors or the Company Secretary other than what is outlined above.

D. Details of Remuneration

The remuneration for each Director and other members of key management personnel during the year was as follows:

2020

Key Management Personnel					Share based Payment		Total	Performance Related
	Short-term Benefits		Post employment benefits	Other	Equity	Options		
	Salary & Fees	Non-cash benefit						
	\$	\$						
Dian Zhou He	50,000	-	-	-	-	-	50,000	-
Jun Sheng (Jerry) Liang	32,877	-	3,123	-	-	-	36,000	-
Yuzi (Albert) Zhou	168,000	-	15,960	-	-	-	183,960	-
Robert Allen	30,000 ¹	-	-	-	-	-	30,000	-
	280,877	-	19,083	-	-	-	299,960	-

2019

Key Management Personnel					Share based Payment		Total	Performance Related
	Short-term Benefits		Post employment benefits	Other	Equity	Options		
	Salary & Fees	Non-cash benefit						
	\$	\$						
Dian Zhou He	50,000	-	-	-	-	-	50,000	-
Jun Sheng (Jerry) Liang	32,877	-	3,123	-	-	-	36,000	-
Yuzi (Albert) Zhou	168,000	-	15,960	-	-	-	183,960	-
Robert Allen	27,050 ²	-	-	-	-	-	27,050	-
	277,927	-	19,083	-	-	-	297,010	-

E. Share-based Compensation

Share-based Compensation

There were no shares issued (2019: nil) and no share options granted (2019: nil) as compensation to Directors and executives during the financial year. There are no outstanding share options granted in prior periods owned by Directors or executives.

Shares Issued Upon Exercise of Remuneration Options

No shares have been issued upon exercise of options granted as compensation in prior years to key management personnel. (2019: nil).

¹ Mr Rob Allen invoices the Company as a contractor for his services.

² Mr Rob Allen invoices the Company as a contractor for his services.

F. Equity Instrument Disclosures Relating to Key Management Personnel

- (i) Options provided as remuneration and shares issued on any exercise of such options

No share options were granted to Key Management Personnel as remuneration during the financial year (2019: nil).

- (ii) Option holdings

There are no options on issue (2019: nil).

- (iii) Share holdings

The number of ordinary shares in the Company held during the financial year by each Director and any other Key Management Personnel of the Company, including related parties, are set out below.

Number of Shares Held by Key Management Personnel

30 June 2020	Balance at beginning of year	Received as Compensation	Options Exercised	Net Change Other	Balance at end of year
Dian Zhou He	98,026,518	-	-	-	98,026,518
Jun Sheng (Jerry) Liang	28,218,366	-	-	-	28,218,366
Yuzi (Albert) Zhou	-	-	-	-	-
Jie You	-	-	-	-	-
Robert Allen	-	-	-	-	-
	126,244,884	-	-	-	126,244,884

30 June 2019	Balance at beginning of year	Received as Compensation	Options Exercised	Net Change Other	Balance at end of year
Dian Zhou He	98,026,518	-	-	-	98,026,518
Jun Sheng (Jerry) Liang	28,218,366	-	-	-	28,218,366
Yuzi (Albert) Zhou	-	-	-	-	-
Jie You	-	-	-	-	-
Robert Allen	-	-	-	-	-
	126,244,884	-	-	-	126,244,884

G. Other Transactions

There are no other transactions or balances to disclose.

End of the Audited Remuneration Report

Signed in accordance with a resolution of the Board of Directors made pursuant to s.295(5) of the *Corporations Act 2001*.

Yuzi Zhou
Executive Chairman
Dated this 25th day of September 2020

CORPORATE GOVERNANCE STATEMENT

The Board of Accent Resources N.L. (ACS or the Company) is committed to providing its security holders a satisfactory return and fulfilling its corporate governance obligations in the best interests of the Company and its stakeholders.

This Corporate Governance Statement outlines the key aspects and approach that ACS takes in respect of its governance arrangements and practices. The Board reviews the governance framework on a regular basis to ensure a consistent and appropriate standard of practice is in place and meets security holder and market expectations.

The ACS Board has formed a view that for the reporting period, based on its current size, scope and activities, it has in all material respects complied with or had an equivalent process in place to meet the ASX Corporate Governance Council's 4th edition Principles and Recommendations³.

PRINCIPLE 1: LAY SOLID FOUNDATIONS FOR MANAGEMENT AND OVERSIGHT

Recommendation 1.1

A listed entity should have and disclose a board charter setting out:

- (a) The respective roles and responsibilities of its board and management and*
- (b) Those matters expressly reserved to the board and those delegated to management.*

ACS has in place a Board Charter which sets out, amongst other things:

- a. The role of the Board to undertake all of the following:
 - i. Appointment of the Chief Executive Officer and other senior executives and the determination of their terms and conditions including remuneration and termination;
 - ii. Driving the strategic direction of the Company, ensuring appropriate resources are available to meet objectives and monitoring management's performance;
 - iii. Reviewing and ratifying systems of risk management and internal compliance and control, codes of conduct and legal compliance;
 - iv. Approving and monitoring the progress of major capital expenditure, capital management and significant acquisitions and divestitures;
 - v. Approving and monitoring the budget and the adequacy and integrity of financial and other reporting;
 - vi. Approving the annual, half yearly and quarterly accounts;
 - vii. Approving significant changes to the organisational structure;
 - viii. Approving the issue of any shares, options, equity instruments or other securities in the Company;
 - ix. Ensuring a high standard of corporate governance practice and regulatory compliance and promoting ethical and responsible decision making;
 - x. Recommending to security holders the appointment of the external auditor as and when their appointment or re-appointment is required to be approved by them;
 - xi. Meeting with the external auditor, at their request, without management being present; and
 - xii. Any matter that the Board determines to reserve to itself for the purposes of decision making.
- b. The role and responsibility of management as follows:
 - i. The Board delegations to the relevant appointed CEO or other appointed management, the management of the day-to-day operations and administration of the Company, consistent with the objectives and policies set down by the Board.
 - ii. The CEO or appointed management is directly accountable to the Board for the performance of the management team.

The Charter is available on the ACS website at www.accentresources.com.au in the Corporate Governance Plan.

³ A full copy of the ASX Corporate Governance Council Principles and Recommendations, 4th Edition, February 2019 can be found at: <https://www.asx.com.au/regulation/corporate-governance-council.htm>

Recommendation 1.2

A listed entity should:

- (a) Undertake appropriate checks before appointing a director or senior executive or putting someone forward for election as a director; and*
- (b) Provide security holders with all material information in its possession relevant to a decision on whether or not to elect or re-elect a director.*

ACS completes a due diligence process prior to the appointment of a new director or senior executive, and where a person is standing for re-election to the Board, including background screening and ensuring the individual meets the knowledge, skills and experience requirements set out by ACS for that position.

The due diligence process includes, but is not limited to, background screening, confirmation of qualifications, prior roles held and whether the person has been the subject of any regulatory enforcement action (such as a banning order or similar).

In the case of security holder election or re-election of directors, relevant information is provided as part of the Resolution for that election, and includes:

- i. Details of the director for election or re-election (full name)
- ii. Relevant experience, skills and knowledge of the director for election or re-election including current and prior board expertise
- iii. The requirements of the ACS Constitution in respect of the director nomination (terms and conditions of appointment, whether new or re-appointment of an existing director); and
- iv. The recommendation of the ACS Board other than the person standing for re-election, or the full board where it is a new director appointment.

Recommendation 1.3

A listed entity should have a written agreement with each director and senior executive setting out the terms of their appointment.

The Directors' terms of appointment are governed by the Constitution of the Company. A Director appointed to fill a casual vacancy, or as an addition to the Board, only holds office until the next general meeting of members and must then retire. After providing for the foregoing, one-third of the remaining Directors (excluding the Managing Director) must retire at each annual general meeting of members. The term of office held by each director in office at the date of this Annual Report is set out in the Directors Report.

All Directors of the Company have direct access to the management of the Company and, where necessary, to external advisers.

Each Director has the right to request independent professional advice at the expense of the Company, which request is not to be unreasonably withheld.

Senior executive appointments are made under negotiated contract terms and set out the minimum requirements of the role, conduct expectations and where appropriate those matters that deal with performance and remuneration, particularly in circumstances where there is an equity-based remuneration component.

Recommendation 1.4

The company secretary of a listed entity should be accountable directly to the board, through the chair, on all matters to do with the proper functioning of the board.

The ACS Company Secretary is directly accountable to the Board through the Chair of the Board, in relation to those matters that relate to the functioning of the Board.

For all other matters, the Company Secretary reports directly to the Chief Executive Officer.

Recommendation 1.5

A listed entity should:

- (a) *Have and disclose a diversity policy;*
- (b) *Through its board or a committee of the board set measurable objectives for achieving gender diversity in the composition of its board, senior executives and workforce generally; and*
- (c) *Disclose in relation to each reporting period:*
 - 1. *The measurable objectives set for that period to achieve gender diversity;*
 - 2. *The entity's progress toward achieving those objectives; and*
 - 3. *Either:*
 - A. *The respective proportions of men and women on the board, in senior executive positions and across the whole workforce (including how the entity has defined "senior executive" for these purposes); or*
 - B. *If the entity is a "relevant employer" under the Workplace Gender Equality Act, the entity's most recent "Gender Equality indicators", as defined in and published under that Act.*

ACS has adopted a Diversity Policy, which is available on the ACS website at www.accentresources.com.au and deals with, amongst other things, the following:

- i. Our approach to diversity;
- ii. Roles and responsibilities of the Board;
- iii. Setting measurable objectives consistent to our diversity strategy;
- iv. Monitoring and evaluation of how the diversity strategy and objectives have been performed; and
- v. Reporting on diversity on an annual basis

The Board has reserved to itself all aspects of the Diversity Policy.

Due to the size, scale and activities of ACS at the current time, no measurable objectives have been set for gender diversity, noting that the total workforce of the Company is five personnel (excluding the Board). The Board is currently comprised of all male directors.

Recommendation 1.6

A listed entity should:

- (a) *Have and disclose a process for periodically evaluating the performance of the board, its committees and individual directors; and*
- (b) *Disclose for each reporting period whether a performance evaluation has been undertaken in accordance with that process during or in respect of that period.*

ACS has in place a Remuneration and Nomination Committee that arranges a performance evaluation of the Board, its Committees and its individual Directors on an annual basis. To assist in this process an independent advisor may be used. The Nomination Committee will conduct an annual review of the role of the Board, assess the performance of the Board over the previous 12 months and examine ways of assisting the Board in performing its duties more effectively.

The review includes:

- i. Comparing the performance of the Board with the requirements of its Charter;
- ii. Examination of the Board's interaction with management;
- iii. The nature of information provided to the Board by management; and
- iv. Management's performance in assisting the Board to meet its objectives.

A similar review will be conducted for each Committee by the Board with the aim of assessing the performance of each Committee and identifying areas where improvements can be made.

Having regard to the current size and activities of the Company, the Board has retained responsibility for the duties outlined in respect of the Remuneration and Nomination Committee. As the size and composition of the Board increases over time, the Board will delegate these duties to a separately formed Committee.

The appropriate processes for such evaluations have been initiated but the intended evaluation processes did not occur during the reporting period due to operational priorities and changes in Board structure.

Recommendation 1.7

A listed entity should:

- (a) Have and disclose a process for evaluating the performance of its senior executives at least once every reporting period; and*
- (b) Disclose for each reporting period whether a performance evaluation has been undertaken in accordance with that process during or in respect of that period.*

The Remuneration and Nomination Committee of the Board has been delegated the responsibilities of formulating, implementing and reporting upon results of the appropriate processes for the evaluation of performance of senior executives, directors and Board committees.

In the case of senior executives an informal process of Business Plan Objectives, Key Performance Indicators and Annual Targets has been put in place, the results of which are reviewed on a half yearly basis.

Having regard to the current size and activities of the Company, the Board has retained responsibility for the duties outlined in respect of a Remuneration and Nomination Committee. As the size and composition of the Board increases over time, the Board will delegate these duties to a separately formed Committee.

The appropriate processes for such evaluations have been initiated but the intended evaluation processes did not occur during the reporting period due to operational priorities and changes in Board structure.

PRINCIPLE 2: STRUCTURE THE BOARD TO BE EFFECTIVE AND ADD VALUE

Recommendation 2.1

The board of a listed entity should:

- (a) Have a nomination committee which:*
 - 1. Has at least three members, a majority of whom are independent directors; and*
 - 2. Is chaired by an independent director,*

And disclose:

- 3. The charter of the committee;*
 - 4. The members of the committee; and*
 - 5. As at the end of each reporting period, the number of times the committee met throughout the period and the individual attendance of the members at those meetings; or*
- (b) If it does not have a nomination committee, disclose that fact and the processes it employs to address board succession issues and to ensure that the board has the appropriate balance of skills, knowledge, experience, independence and diversity to enable it to discharge its duties and responsibilities effectively.*

ACS has a Remuneration and Nomination Committee to which the Board has delegated the responsibilities of formulating, implementing and reporting upon results of the appropriate processes for the evaluation of performance of senior executives, directors and Board committees.



The Charter is available on the ACS website at www.accentresources.com.au in the Corporate Governance Plan and deals with matters such as the composition of the Committee, its chair, its scope and objectives, decision powers delegated from the full Board, and the reporting requirements of the Committee to the Board.

In the case of senior executives an informal process of Business Plan Objectives, Key Performance Indicators and Annual Targets has been put in place, the results of which are reviewed on a half yearly basis.

Having regard to the current size and activities of the Company, the Board will retain responsibility for the duties outlined in respect to a Remuneration and Nomination Committee. As the size and composition of the Board increases over time, the Board will delegate these duties to a separately formed Committee.

Recommendation 2.2

A listed entity should have and disclose its board skills matrix setting out the mix of skills that the board currently has or is looking to achieve in its membership.

The skills, experience and expertise relevant to the position of director held by each director in office is included in the Director's Report in the Company's annual reports and website.

Recommendation 2.3

A listed entity should disclose:

- (a) The names of the directors considered by the board to be independent directors;*
- (b) If a director has an interest, position or relationship of the type described⁴, but the board is of the opinion that it does not compromise the independence of the director, the nature of the interest, position or relationship in question and an explanation of why the board is of that opinion; and*
- (c) The length of service of each director.*

ACS discloses information regarding its directors in this Corporate Governance Statement, the Annual Report and on the ACS website (see About Us), in addition to the statutory disclosure of directors made to ASX and available on the Company information pages (<https://www.asx.com.au/asx/share-price-research/company/ACS/details>)

Included in this information is the classification of directors as either executive or non-executive. ACS defines these categories as:

- a. An independent Director is a non-executive Director (i.e. is not a member of management) and:
 - i. holds less than 5% of the voting shares of the Company and is not an officer of, or otherwise associated directly or indirectly with, a security holder of more than 5% of the voting shares of the Company;
 - ii. within the last three years has not been employed in an executive capacity by the Company or another group member, or been a Director after ceasing to hold any such employment;
 - iii. within the last three years has not been a principal of a material professional adviser or a material consultant to the Company or another group member, or an employee materially associated with the service provided;
 - iv. is not a material supplier or customer of the Company or other group member, or an officer of or otherwise associated directly or indirectly with a material supplier or customer;
 - v. has no material contractual relationship with the Company or another group member other than as a Director of the Company;
 - vi. has not served on the board for a period which could, or could reasonably be perceived to, materially interfere with the Director's ability to act in the best interests of the Company; and
 - vii. is free from any interest and any business or other relationship which could, or could reasonably be perceived to, materially interfere with the Director's ability to act in the best interests of the Company.

The materiality thresholds are assessed on a case-by-case basis, taking into account the relevant Director's specific circumstances, rather than referring to a general materiality threshold.

- b. An executive director is any director who is not an independent director, and may hold a role within the senior management of ACS.

⁴ Refer to Box 2.3, page 14 of the ASX Corporate Governance Council Principles and Recommendations, 4th Ed., February 2019

Recommendation 2.4

A majority of the board of a listed entity should be independent directors.

The current Board comprises three directors and one alternate directors. There are three non-executive directors, including the Deputy Chair and the alternate director, with one executive director who is also the Chair.

Recommendation 2.5

The chair of the board of a listed entity should be an independent director and, in particular, should not be the same person as the CEO of the entity.

The roles of the chair and the CEO is currently performed by the same person. This reflects the current size and activities of ACS, and the Board maintains oversight of this arrangement with a view to formally appointing a CEO at such time the growth of operations necessitates that appointment.

Recommendation 2.6

A listed entity should have a program for inducting new directors and for periodically reviewing whether there is a need for existing directors to undertake professional development to maintain the skills and knowledge needed to perform their role as directors effectively.

As part of the review of Board performance, ACS considers the skills, knowledge and experience of directors, both new and ongoing, to ensure it maintains an appropriate capability to perform the role effectively. To the extent that any professional development may be required, directors will access relevant programs to update their skills.

PRINCIPLE 3: INSTILL A CULTURE OF ACTING LAWFULLY, ETHICALLY AND RESPONSIBLY

Recommendation 3.1

A listed entity should articulate and disclose its values.

ACS defines its values as a commitment to integrity and fair dealing in its business affairs and to a duty of care to all employees, clients and stakeholders.

ACS discloses its values through the Code of Conduct which is available to all ACS directors, senior executives and personnel, and can be found in the Corporate Governance Plan on the ACS website at www.accentresources.com.au and is supported by a set of policies, procedures and oversight controls.

ACS also articulates its mission for security holders, by intending to maximise security holder value by evaluating potential to develop both short term and long cash flow through these assets and to make additional value-adding mineral discoveries – see the ACS homepage at www.accentresources.com.au

Recommendation 3.2

A listed entity should:

- (a) *Have and disclose a Code of Conduct for its directors, senior executives and employees; and*
- (b) *Ensure that the board or a committee of the board is informed of any material breaches of that code.*

ACS has adopted a Code of Conduct, which is available on the ACS website at www.accentresources.com.au (see ACS Corporate Governance Plan).

The Board receives reporting on adherence to the Policy, including details of any potential or actual incidents of non-conformance with the requirements of the Code of Conduct as part of the periodic management reporting to the Board.



Recommendation 3.3

A listed entity should:

- (a) Have and disclose a whistleblower policy; and*
- (b) Ensure that the board or a committee of the board is informed of any material incidents reported under that policy.*

ACS has adopted a Whistleblower Policy which is available on the ACS website at www.accentresources.com.au (see ACS Corporate Governance Plan).

Amongst other things, the Policy requires reporting to the Board of incidents that may arise in relation to the Policy.

Recommendation 3.4

A listed entity should:

- (a) Have and disclose an anti-bribery and corruption policy; and*
- (b) Ensure that the board or a committee of the board is informed of any material breaches of that policy.*

ACS has adopted an Anti-Bribery and Corruption Policy which is available on the ACS website at www.accentresources.com.au (see ACS Corporate Governance Plan).

Amongst other things, the Policy requires reporting to the Board of incidents that may arise in relation to the Policy.

PRINCIPLE 4: SAFEGUARD THE INTEGRITY OF CORPORATE REPORTS

Recommendation 4.1

The board of a listed entity should:

- (a) Have an audit committee which:*
 - 1. Has at least three members, all of whom are non-executive directors, and a majority of whom are independent directors; and*
 - 2. Is chaired by an independent director, who is not the chair of the board,*

And disclose:

- 3. The charter of the committee;*
 - 4. The relevant qualifications and experience of the members of the committee; and*
 - 5. In relation to each reporting period, the number of times the committee met through the reporting period and the individual attendance of the members at those meetings; or*
- (b) If it does not have an audit committee, disclose that fact and the processes it employs that independently verify and safeguard the integrity of its corporate reporting, including the processes for the appointment and removal of the external auditor and the rotation of the audit engagement partner.*

It is the Board's responsibility to ensure that an effective internal control framework is in place within ACS. This includes internal controls to deal with both the effectiveness and efficiency of significant business processes, the safeguarding of asset, the maintenance of proper accounting records and the reliability of financial information as well as non-financial considerations.

Having regard to the current size and activities of ACS, the Board has retained responsibility for the duties outlined in the Audit and Risk Committee Charter, such Charter being available on the ACS website. As the size and composition of the Board increases over time, the Board will delegate these duties to an Audit and Risk Management Committee.

The Audit and Risk Committee has been mandated under its Charter as follows:

- i. The Committee must comprise at least three members.
- ii. All members of the Committee must be non-executive Directors.
- iii. A majority of the members of the Committee must be independent non-executive Directors in accordance with the criteria set out in Annexure A.
- iv. The Board will appoint members of the Committee. The Board may remove and replace members of the Committee by resolution.
- v. All members of the Committee must be able to read and understand financial statements.
- vi. The Chairman of the Committee may not be the Chairman of the Board of Directors and must be independent.
- vii. The Chairman shall have leadership experience and a strong finance, accounting or business background.
- viii. The external auditors, the other Directors, the Managing Director, Chief Financial Officer, Company Secretary and senior executives, may be invited to Committee meetings at the discretion of the Committee.

The Board is satisfied that it has sufficient financial, public company, industry sector and business expertise to discharge its duties in respect of audit and risk management activities at this stage of the Company's development.

ACS has appointed external auditors who demonstrate independence, quality and performance. The performance of the external auditor is reviewed on an annual basis.

Recommendation 4.2

The board of a listed entity should, before it approves the entity's financial statements for a financial period, receive from its CEO and CFO a declaration that, in their opinion, the financial records of the entity have been properly maintained and that the financial statements comply with the appropriate accounting standards and give a true and fair view of the financial position and performance of the entity and that the opinion has been formed on the basis of a sound system of risk management and internal control which is operating effectively.

The Managing Director, or equivalent, and the Chief Financial Officer have provided to the Board a declaration in accordance with section 295A of the Corporations Act that the integrity of the Company's financial statements is founded on a sound system of risk management and internal compliance and control which implements the policies of the Board; and the Company's risk management and internal compliance and control system is operating efficiently and effectively in all material respects.

Recommendation 4.3

A listed entity should disclose its processes to verify the integrity of any periodic corporate report it releases to the market that is not audited or reviewed by an external auditor.

ACS has in place policies and procedures to manage the issuing of periodic reports it releases that have not been audited or reviewed by the external auditor – these processes are outlined in the Markets Disclosure Policy and Investor Communications policies on the ACS website at www.accentresources.com.au (see the Corporate Governance Plan).

PRINCIPLE 5: MAKE TIMELY AND BALANCED DISCLOSURE

Recommendation 5.1

A listed entity should have and disclose a written policy for complying with its continuous disclosure obligations under listing rule 3.1.

ACS acknowledges its obligations to comply with continuous disclosure requirements arising from the Corporations Act and the Listing Rules of the Australian Securities Exchange (**ASX**).

ACS has adopted a Markets Disclosure Policy that deals with information disclosure and relevant procedures. The focus of these procedures is on continuous disclosure compliance and improving access to information for investors.

The Company Secretary is responsible for:

- i. overseeing and co-ordinating disclosure of information to the relevant stock exchanges and security holders; and
- ii. providing guidance to Directors and employees on disclosure requirements and procedures.

Price sensitive information is publicly released through ASX before it is disclosed to security holders and market participants. Distribution of other information to security holders and market participants is also managed through disclosure to the ASX.

Information is posted on the Company's website after the ASX confirms an announcement has been made, with the aim of making the information readily accessible to the widest audience.

Recommendation 5.2

A listed entity should ensure that its board receives copies of all material market announcements promptly after they have been made.

The ACS Board has reserved the approval of market announcements to itself, so is aware of all such releases prior to and at the time of those being made, which is part of the procedures set out in the Markets Disclosure Policy.

The Company Secretary provides confirmation of the release through the ASX announcements platform and the ACS website.

Recommendation 5.3

A listed entity that gives a new and substantive investor or analyst presentation should release a copy of the presentation materials on the ASX Market Announcements Platform ahead of the presentation.

ACS has in place procedures in each of the Markets Disclosure Policy and Investor Communications Policy that require all presentation materials or other similar materials to be released through the ASX announcements platform prior to presenting such materials.

Additionally, those materials are made available on the ACS website once they have been released through the ASX platform.

PRINCIPLE 6: RESPECT THE RIGHTS OF SECURITY HOLDERS

Recommendation 6.1

A listed entity should provide information about itself and its governance to investors via its website.

ACS has a dedicated section on its website that address matters relating to the Company, its Board and corporate governance matters in order to facilitate security holders being kept informed of all major developments affecting ACS.

Information is communicated to security holders through:

1. The Annual Report delivered available on both the website and in physical (postal) delivery mode;
2. The half yearly report which is available on the website;
3. The quarterly reports which are available on the website;
4. Disclosures and announcements made to ASX, copies of which are available website;
5. Notices and explanatory memoranda of Annual General Meetings (**AGM**) and Extraordinary General Meetings (**EGM**) copies of which are available on the website;
6. The Chairman's address and the Managing Director's address made at the AGMs and the EGMs, copies of which are available on the website; and
7. Results of AGM and EGM being available on the website.

ACS periodically reviews the website to identify ways in which it can promote its greater use by security holders and make it more informative. At least three historical years of the Company's Annual Report is provided on the Company's website. Queries from security holders should be referred to the Company Secretary in the first instance.

Recommendation 6.2

A listed entity should have an investor relations program that facilitates effective two-way communication with investors.

ACS has adopted an Investor Communications Policy to facilitate the manner in which it engages with stakeholders, and actively promotes security holders to engage with ACS through a range of channels, including the Company Secretary, registry services and management. A copy of the Policy is available on the website at www.accentresources.com.au (see the Corporate Governance Plan).

Recommendation 6.3

A listed entity should disclose how it facilitates and encourages participation at meetings of security holders.

ACS has adopted an Investor Communications Policy which, amongst other things, includes details as to engagement by security holders. In addition, Notice of Meetings for AGM and EGM include participation through different media, including personal attendance, written and electronic formats and telephone access.

Recommendation 6.4

A listed entity should ensure that all substantive resolutions at a meeting of security holders are decided by a poll rather than by a show of hands.

ACS provides security holders options for resolutions that include personal attendance, and through proxy voting (directed or vested to the Chair). Currently, the Company utilises show of hands for voting purposes, including at its last AGM held in November 2019.

ACS will review the options for voting on resolutions with the intent to utilise poll voting as part of its approach to the next AGM.

Recommendation 6.5

A listed entity should give security holders the option to receive communications from, and send communications to, the entity and its security registry electronically.

ACS provides securityholders physical and electronic communication options, both directly and through the Registry.

PRINCIPLE 7: RECOGNISE AND MANAGE RISK

Recommendation 7.1

The board of a listed entity should:

- (a) *Have a committee of committees to oversee risk, each of which:*
1. *Has at least three members, a majority of whom are independent directors; and*
 2. *Is chaired by an independent director,*

And disclose

3. *The charter of the committee;*
4. *The members of the committee; and*
5. *As at the end of each reporting period, the number of times the committee has met throughout the reporting period and the individual attendances of the members at those meetings; or*

- (b) If it does not have a risk committee or committees that satisfy (a) above, disclose that fact and the processes it employs for overseeing the entity's risk management framework.*

The Board determines the ACS risk profile and is responsible for overseeing and approving risk management strategy and policies, compliance arrangements and internal control.

The Board has reserved to itself the role of overseeing the adequacy of risk management and internal control arrangements that would ordinarily be assumed by an Audit and Risk Committee, including the responsibility for implementing the risk management system.

The Board has in place an Audit and Risk Committee Charter to guide its operations, which is available in the Corporate Governance Plan on the ACS website at www.accentresources.com.au (see ACS Corporate Governance Plan).

The Audit and Risk Committee will submit particular matters to the Board for its approval or review. Among other things it will:

- a. Oversee the Company's risk management systems, practices and procedures to ensure effective risk identification and management and compliance with internal guidelines and external requirements;
- b. Assist management to determine the key risks to the businesses and prioritise work to manage those risks; and
- c. Review reports by management on the efficiency and effectiveness of risk management and associated internal compliance and control procedures.

The Company's process of risk management and internal compliance and control includes:

- i. Identifying and measuring risks that might impact upon the achievement of the Company's goals and objectives and monitoring the environment for emerging factors and trends that affect these risks;
- ii. Formulating risk management strategies to manage identified risks and designing and implementing appropriate risk management policies and internal controls;
- iii. Monitoring the performance of, and improving the effectiveness of, risk management systems and internal compliance and controls, including regular assessment of the effectiveness of risk management and internal compliance and control.

To this end, comprehensive practises are in place that are directed towards achieving the following objectives:

- Compliance with applicable laws and regulations;
- Preparation of reliable published financial information;
- Implementation of risk transfer strategies where appropriate e.g. insurance.

Recommendation 7.2

The board or a committee of the board should:

- (a) Review the entity's risk management framework at least annually to satisfy itself that it continues to be sound and that the entity is operating with due regard to the risk appetite set by the board; and*
- (b) Disclose, in relation to each reporting period, whether such a review has taken place.*

The ACS Board undertakes an at least annual review of the risk management arrangements of the Company, its assets, investments and projects, business operations, financial and accounting matters and its broader governance arrangements. This review is conducted alongside the corporate strategy and business plans, objectives and key performance measures to ensure operations are consistent to, and appropriately reflect, the risks of the business, key decisions and disclosed information provided to security holders, ASX and other stakeholders.

The day-to-day responsibility for undertaking and assessing risk management and internal control effectiveness is delegated to management. Management is required to assess risk management and associated internal compliance and control procedures and report quarterly to the Board.

The review of the ACS risk management framework has been completed for the reporting period.

Recommendation 7.3

A listed entity should disclose:

- (a) If it has an internal audit function, how the function is structured and what role it performs; or*
- (b) If it does not have an internal audit function, that fact and the processes it employs for evaluating and continually improving the effectiveness of its governance, risk management and internal control processes.*

Due to the current size, scale and activities of ACS, there is no dedicated internal audit function. The evaluation of the effectiveness of current governance, risk management and internal control processes are subject to oversight by management, the Board and external auditors. The Board may, at its discretion, engage external specialists and subject matter experts from time to time to undertake targeted reviews of key areas of the overarching corporate governance and related processes to ensure the continued integrity of those control measures.

Recommendation 7.4

A listed entity should disclose whether it has any material exposure to environmental or social risks and, if it does, how it manages or intends to manage those risks.

ACS has formed the view that it does not have a material exposure to environmental or social risks; however ACS acknowledges that climate change risk is an emergent risk that may, at a future time, have an impact on the Company, its assets, investments, projects and business operations, and potentially affect the medium to longer term financial performance of the Company in respect of security holders.

In order to deal with such circumstances, ACS has in place a Climate Change Policy which can be found on the website www.accentresources.com.au (see the Corporate Governance Plan).

PRINCIPLE 8: REMUNERATE FAIRLY AND RESPONSIBLY

Recommendation 8.1

The board of a listed entity should:

- (a) Have a remuneration committee which:*
 - 1. Has at least three members, a majority of whom are independent directors; and*
 - 2. Is chaired by an independent director,*

And disclose:

- 3. The charter of the committee; and*
- 4. As at the end of each reporting period, the number of times the committee met throughout the period and the individual attendances of the members at those meetings; or*
- (b) If it does not have a remuneration committee, disclose that fact and the processes it employs for setting the level and composition of remuneration for directors and senior executives and ensuring that such remuneration is appropriate and not excessive.*

The ACS Board has established a Remuneration and Nomination Committee; the Charter of the Committee is available in the Corporate Governance Plan on Company website at www.accentresources.com.au (see ACS Corporate Governance Plan).

Having regard to the current size and activities of the Company, the Board has retained responsibility for the duties of the Remuneration and Nomination Committee. As the size and composition of the Board increases over time, the Board will delegate these duties to a separately formed Remuneration and Nomination Committee. The Charter may be subject to review by the Board at any time.

Recommendation 8.2

A listed entity should separately disclose its policies and practices regarding the remuneration of non-executive directors and the remuneration of executive directors and other senior executives.

The Constitution of the Company provides that the aggregate remuneration of all Directors, in their capacity as Directors, must not exceed such sum as the Company in general meeting may approve and is to be apportioned amongst them in such manner as the Directors agree and, in default of agreement, equally. Non-Executive Directors who chair any of the Board committees do not receive additional remuneration for such duties.

The remuneration arrangements of the non-executive Directors, executive Directors and senior executives (collectively, Key Management Personnel) are disclosed in the annual financial statements and subject to security holder resolutions.

Recommendation 8.3

A listed entity which has an equity-based remuneration scheme should:

- (a) Have a policy on whether participants are permitted to enter into transactions (whether through the use of derivatives or otherwise) which limit the economic risk of participating in the scheme; and*
- (b) Disclose that policy or a summary of it.*

ACS did not have equity-based remuneration schemes in place for the reporting period.

ADDITIONAL RECOMMENDATIONS THAT APPLY ONLY IN CERTAIN CASES

Recommendation 9.1

A listed entity with a director who does not speak the language in which the board or security holder meetings are held or key corporate documents are written should disclose the processes it has in place to ensure the director understands and can contribute to the discussions at those meetings and understands and can discharge their obligations in relation to those documents.

ACS provides all papers and documentation for Directors in English and where required, Mandarin for those Directors whom require it. Meetings are held in both languages (bilingual documentation and discussion), and all Minutes of Board Meetings are available in both English and Mandarin.

Recommendation 9.2

A listed entity established outside Australia should ensure that meetings of security holders are held at a reasonable place and time.

ACS is established in Australia; however, meetings of security holders do take into account both geographic location for physical attendance and timing of meetings between Perth W.A., AEST (and AEDST as needed), as well as those security holders in foreign countries to the extent reasonable.

Recommendation 9.3

A listed entity established outside Australia, and an externally managed listed entity that has an AGM, should ensure that its external auditor attends its AGM and is available to answer questions from security holders relevant to the audit.

ACS is established in Australia; however, the external auditor is available for the purposes of the AGM to respond to security holder queries, and provide assistance to the Directors and senior management as necessary.

ACCENT RESOURCES NL
STATEMENT OF PROFIT OR LOSS AND OTHER COMPREHENSIVE INCOME
FOR THE YEAR ENDED 30 JUNE 2020



	Note	2020 \$	2019 \$
Other income	3	55,562	12,762
Administration expenses		(467,431)	(225,365)
Depreciation	3	(28,246)	(10,061)
Occupancy expenses		(40,870)	(45,413)
Directors fees		(261,267)	(129,231)
Finance costs	3	(969,529)	(685,700)
Other expenses		(96,245)	(44,017)
Impairment of exploration expenditure	9	(210,971)	(1,631,505)
Loss before income tax expense from continuing operations		(2,018,997)	(2,758,530)
Income tax expense	5(a)	-	-
Loss for the year attributable to members of the Company		(2,018,997)	(2,758,530)
Items that will not be reclassified subsequently to profit or loss			
Net fair value loss on financial assets	10	-	(760,000)
Total other comprehensive income		-	(760,000)
Total comprehensive loss for the year		(2,018,997)	(3,518,530)
Total comprehensive loss attributable to members of the Company		(2,018,997)	(3,518,530)
		Cents Per Share	Cents Per Share
Basic and diluted loss per share from continuing operations	4	(1.12)	(1.52)

The accompanying notes form part of these financial statements.



ACCENT RESOURCES NL
STATEMENT OF FINANCIAL POSITION
AS AT 30 JUNE 2020



	Note	2020 \$	2019 \$
ASSETS			
Current Assets			
Cash and cash equivalents	6	1,092,953	362,005
Trade and other receivables	7	51,695	15,742
Total Current Assets		1,144,648	377,747
Non-Current Assets			
Property, plant and equipment	8	90,840	102,146
Exploration and evaluation assets	9	3,537,795	3,083,524
Total Non-Current Assets		3,628,635	3,185,670
Total Assets		4,773,283	3,563,417
LIABILITIES			
Current Liabilities			
Trade and other payables	11	651,765	128,254
Provisions for employee entitlements	12	147,383	128,373
Total Current Liabilities		799,148	256,627
Non-Current Liabilities			
Borrowings	13	4,117,534	6,727,493
Convertible loan notes	16	3,846,139	-
Total Non-Current Liabilities		7,963,673	6,727,493
Total Liabilities		8,762,821	6,984,120
NET LIABILITIES		(3,989,538)	(3,420,703)
EQUITY			
Contributed equity	14	29,058,955	29,058,955
Parent and shareholder contribution		3,430,441	2,041,776
Convertible note reserve	16	61,497	-
Reserves	15	(760,000)	(760,000)
Accumulated losses		(35,780,431)	(33,761,434)
TOTAL EQUITY		(3,989,538)	(3,420,703)

The accompanying notes form part of these financial statements.



ACCENT RESOURCES NL
STATEMENT OF CHANGES IN EQUITY
FOR THE YEAR ENDED 30 JUNE 2020



	Note	Contributed Equity \$	Accumulated Losses \$	Financial Assets Reserve \$	Convertible Note Reserve \$	Parent and Shareholder Contribution \$	Total Equity \$
Balance at 1 July 2018		29,058,955	(31,002,904)	-	-	1,886,126	(57,823)
Comprehensive Income							
Loss for the year		-	(2,758,530)	-	-	-	(2,758,530)
Net fair value loss on financial assets		-	-	(760,000)	-	-	(760,000)
Total comprehensive loss for the year		-	(2,758,530)	(760,000)	-	-	(2,758,530)
Transactions with owners in their capacity as owners							
Contribution from shareholder		-	-	-	-	155,650	155,650
Balance at 30 June 2019		29,058,955	(33,761,434)	(760,000)	-	2,041,776	(3,420,703)
Comprehensive Income							
Loss for the year		-	(2,018,997)	-	-	-	(2,018,997)
Total comprehensive loss for the year		-	(2,018,997)	-	-	-	(2,018,997)
Transactions with owners in their capacity as owners							
Contribution from shareholder	16	-	-	-	-	1,388,665	1,388,665
Equity component of convertible note		-	-	-	61,497	-	61,497
Balance at 30 June 2020		29,058,955	(35,780,431)	(760,000)	61,497	3,430,441	(3,989,538)

The accompanying notes form part of these financial statements.



ACCENT RESOURCES NL
STATEMENT OF CASH FLOWS
FOR THE YEAR ENDED 30 JUNE 2020



	Note	2020 \$	2019 \$
CASH FLOWS FROM OPERATING ACTIVITIES			
Payments to suppliers and employees		(792,442)	(456,984)
Interest received		8,554	12,762
ATO Stimulus receipts		47,008	-
Net cash used in operating activities	18(a)	(736,880)	(444,222)
CASH FLOWS FROM INVESTING ACTIVITIES			
Payments for plant and equipment		(13,705)	(2,650)
Payments for exploration and evaluation		(508,949)	(545,901)
Net cash used in investing activities		(522,654)	(548,551)
CASH FLOWS FROM FINANCING ACTIVITIES			
Proceeds from borrowings		2,000,000	1,000,000
Repayment of lease liabilities		(9,518)	-
Net cash from financing activities	18(b)	1,990,482	1,000,000
Net decrease in cash and cash equivalents held		730,948	7,227
Cash and cash equivalents at the beginning of the financial year		362,005	354,778
Cash and cash equivalents at the end of the financial year	6	1,092,953	362,005

The accompanying notes form part of these financial statements.



1. GENERAL INFORMATION

Accent Resources NL (the Company) is a Company limited by shares incorporated and registered in Australia. The address of the Company's registered office is shown on page 1.

The principal activities of the Company and the nature of the Company's operations are explained on page 5.

The functional currency and presentation currency of Accent Resources NL is Australian dollars.

2. STATEMENT OF SIGNIFICANT ACCOUNTING POLICIES

Basis of Accounting

These general purpose financial statements have been prepared in accordance with the Corporations Act 2001, Australian Accounting Standards and Interpretations and complies with other requirements of the law. Australian Accounting Standards ensure compliance with International Financial Reporting Standards (IFRS) as issued by the International Accounting Standards Board. The Company is a for-profit entity for financial reporting purposes under Australian Accounting Standards. Material accounting policies adopted in the preparation of these financial statements are presented below and have been consistently applied unless stated otherwise.

The financial statements cover the individual entity of Accent Resources NL. Accent Resources NL is a listed public company incorporated and domiciled in Australia.

The financial statements were authorised for issue on 25 September 2020.

Going Concern

The financial report has been prepared on the going concern basis, which assumes continuity of normal business activities and the realisation of assets and the settlement of liabilities in the ordinary course of business.

The Company incurred a net loss of \$2,018,997 (2019: \$2,758,530) and experienced net cash outflows from operating and investing activities of \$1,259,534 for the year ended 30 June 2020 (2019: \$992,773). As at 30 June 2020, the Company had a cash balance of \$1,092,953 (June 2019: \$362,005), a working capital surplus of \$345,500 (June 2019: \$121,120) and a net liability position of \$3,989,538 (June 2019: \$3,420,703). The Company had a cash balance of \$714,723 as at 31 August 2020.

The directors have prepared a cash flow forecast for the period ending 30 September 2021 which indicates current cash resources will not meet expected cash outflows without additional funding. The ability of the Company to continue as a going concern is dependent on:

- a) Additional funding to be received of approximately of \$635,000 by end of March 2021 from the entity's major shareholder, Rich Mark Development (Group) Pty Ltd or its parent entity, Xingang Resources (HK) Ltd; and
- b) Managing and deferring costs where applicable to coincide with the funding received outlined above to ensure all obligations can be met.

The Company has received a letter of support from its major shareholder, Rich Mark Development (Group) Pty Ltd to continue to provide funding to the Company in accordance with their approved cash flow forecast for the period year ending 30 September 2021.

The directors are satisfied that they will achieve the matters set out above and therefore the going concern basis of preparation is appropriate.

Should the Company be unable to achieve the matters listed above, there is a material uncertainty that may cast significant doubt as to whether the Company will be able to continue as a going concern and, therefore, whether it will realise its assets and discharge its liabilities in the normal course of business.

The financial report does not include adjustments relating to the recoverability and classification of recorded asset amounts nor to the amounts and classification of liabilities that might be necessary should the Company not continue as a going concern.



Adoption of new and revised Accounting Standards

The Company has adopted all of the new and revised Standards and Interpretations issued by the Australian Accounting Standards Board that are relevant to their operations and are effective for the current financial reporting period, being the year end 30 June 2020. New and revised standards and amendments thereof and interpretations effective for the current reporting period that are relevant to the Company include:

- AASB 16 – *Leases* ('AASB 16')

Effect of adoption of AASB 16 Leases

Impact of Adoption:

The Company adopted AASB 16 with effect from 1 July 2019, using the "cumulative catch-up" approach, therefore has not restated comparatives, as permitted under transition provisions of the standard. Any reclassifications and adjustments arising from the adoption of the standard have been recognised in the opening balances on 1 July 2019 and there were no adjustment made to opening accumulated losses.

The Company has adopted the following incremental borrowing rates for discounting depending on the lease term and the nature of the underlying asset.

Commercial building lease 3 years 3.5%

In transitioning the Company has applied the following practical expedients in AASB 16:

- A single discount rate has been used for leases with similar lease terms for similar underlying assets in a similar economic environment; and
- Initial direct costs have been excluded from measurement of the right-of-use assets at the date of initial application.

In line with the definition of incremental borrowing rate in AASB 16, the interest rate used by the Company for the calculations is 3.5% corresponding to the respective lease terms and based on information obtained from websites of various banks in Australia.

The undiscounted operating lease commitments as disclosed in the financial statements at 30 June 2019 vary from the lease liability recognised in the statement of financial position due to the below reason(s):

	1 July 2019
	\$
Operating lease commitment as disclosed in the Company's financial statements as at 30 June 2019	56,400
Discounted using the Company's incremental borrowing rate	<u>(3,917)</u>
Lease liabilities recognised as at 1 July 2019	<u>52,483</u>

Right of use assets were measured at amounts equal to the carrying amount of the respective lease liabilities on the adoption date, totalling \$52,483. Depreciation is recognised for right of use assets on a straight line basis over the remaining lease term. Under AASB 16, right of use assets are tested for impairment in accordance with AASB 136 *Impairment of Assets*.

Leases accounting policy:

The new accounting policy of the Company entity on adoption of AASB 16 is detailed under "Leases".

Standards and Interpretations issued but not yet effective

Australian Accounting Standards and Interpretations have recently been issued or amended but are not yet effective and have not been adopted by the Company for the year ending 30 June 2020. Management is in the process of assessing the impact of the adoption of these standards and interpretations on the Company:

AASB 2018-6: *Amendments to Australian Accounting Standards – Definition of a Business* (applicable to annual reporting periods beginning on or after 1 January 2020).

AASB 2018-7: *Amendments to Australian Accounting Standards – Definition of Material* (applicable to annual reporting periods beginning on or after 1 January 2020).

AASB 2019-1: *Amendments to Australian Accounting Standards – References to the Conceptual Framework* (applicable to annual reporting periods beginning on or after 1 January 2020).

AASB 2019-3: *Amendments to Australian Accounting Standards – Interest Rate Benchmark Reform* (applicable to annual reporting periods beginning on or after 1 January 2020).

AASB 2019-5: *Amendments to Australian Accounting Standards – Disclosure of the Effect of New IFRS Standards Not Yet Issued in Australia* (applicable to annual reporting periods beginning on or after 1 January 2020)

AASB 2020-1: *Amendments to Australian Accounting Standards – Classification of Liabilities as Current or Non-current liabilities* (applicable to annual reporting periods beginning on or after 1 January 2022)

AASB 2020-3: *Amendments to Australian Accounting Standards – Annual Improvements 2018-2020 and Other Amendments* (applicable to annual reporting periods beginning on or after 1 January 2022 with earlier application permitted)

AASB 2020-4: *Amendments to Australian Accounting Standards – Covid-19 Related Rent Concessions* (applicable to annual reporting periods beginning on or after 1 June 2020 with earlier application permitted)

Summary of Significant Accounting Policies

The accounting policies described below have been applied consistently to both financial years.

(a) Cash and Cash Equivalents

Cash and cash equivalents include cash on hand, deposits held at call with banks, other short-term highly liquid investments with original maturities of three months or less, and bank overdrafts.

(b) Plant and Equipment

Plant and equipment are stated at cost less accumulated depreciation and accumulated impairment losses.

Depreciation is calculated on a reducing balance basis to write off the net cost of each item of plant and equipment over its expected useful life commencing from the time the asset is ready for use.

The depreciation rates used for each class of depreciable assets are:

Class of Fixed Asset	Depreciation Rate
Plant and Equipment	7.5 – 40%
Motor Vehicles	25%

The assets residual values and useful lives are reviewed, and adjusted if appropriate, at the end of each reporting period.

Gains and losses on disposals are determined by comparing proceeds with the carrying amount. These gains and losses are included in profit or loss.

(c) Exploration and Evaluation Expenditure

Exploration and evaluation expenditure incurred is capitalised at cost and include acquisition of rights to explore, studies, exploratory drilling, sampling and associated activities. Costs are accumulated in respect of each identifiable area of interest. General and administrative are only included in the measurement of exploration and evaluation costs where they relate directly to operational activities in a particular area of interest.

These costs are only carried forward to the extent that they are expected to be recouped through the successful development of the area or where activities in the area have not yet reached a stage which permits reasonable assessment of the existence of economically recoverable reserves and the following conditions are satisfied:

- (i) the rights to tenure of the area of interest are current; and
- (ii) at least one of the following conditions is also met:



- (a) the exploration and evaluation expenditures is expected to be recouped through successful development and exploration of the area of interest, or alternatively, by its sale; or
- (b) exploration and evaluation activities in the area of interest have not, at the reporting date, reached a stage which permits a reasonable assessment of the existence or otherwise of economically recoverable reserves, and active and significant operations in, or in relation to, the area of interest are continuing.

Accumulated costs in relation to an abandoned area are written off in full in the profit or loss for the year in which the decision to abandon the area is made.

When production commences, the accumulated costs for the relevant area of interest are reclassified to development assets and amortised over the life of the area according to the rate of depletion of the economically recoverable reserves.

A regular review is undertaken of each area of interest to determine the appropriateness of continuing to carry forward costs in relation to that area of interest.

(d) Impairment of Assets

At each reporting date, the Company reviews the carrying values of its tangible and intangible assets to determine whether there is any indication that these assets have been impaired. If such an indication exists, the recoverable amount of the asset, being the higher of the asset's fair value less costs to sell and value in use, is compared to the asset carrying value. Any excess of the asset carrying value over its recoverable amount is expensed to the income statement of profit or loss.

(e) Financial Instruments

Financial assets and financial liabilities are recognised in the Company's statement of financial position when the Company becomes a party to the contractual provisions of the instrument.

Financial assets and financial liabilities are initially measured at fair value. Transaction costs that are directly attributable to the acquisition or issue of financial assets and financial liabilities (other than financial assets and financial liabilities at fair value through profit and loss) are added to or deducted from the fair value of the financial assets or financial liabilities, as appropriate, on initial recognition. Transaction costs directly attributable to the acquisition of financial assets or financial liabilities at fair value through profit or loss are recognised immediately in profit or loss.

(f) Financial Assets

All regular way purchases or sales of financial assets are recognised and derecognised on a trade date basis. Regular way purchases or sales are purchases or sales of financial assets that require delivery of assets within the time frame established by regulation or convention in the marketplace.

All recognised financial assets are measured subsequently in their entirety at either amortised cost or fair value, depending on the classification of the financial assets.

a. Classification of financial assets

Debt instruments that meet the following conditions are measured subsequently at amortised cost:

- the financial asset is held within a business model whose objective is to hold financial assets in order to collect contractual cash flows; and
- the contractual terms of the financial asset give rise on specified dates to cash flows that are solely payments of principal and interest on the principal amount of outstanding.

Debt instruments that meet the following conditions are measured subsequently at fair value through other comprehensive income (FVTOCI):

- the financial asset is held within a business model whose objective is achieved by both collecting contractual cash flows and selling the financial assets; and

- the contractual terms of the financial asset give rise on specified dates to cash flows that are solely payments of principal and interest on the principal amount outstanding.

By default, all other financial assets are measured subsequently at fair value through profit or loss (FVTPL).

Despite the foregoing, the Company may make the following irrevocable election at initial recognition of the financial asset:

- the Company may irrevocably elect to present subsequent changes in fair value of an equity investment in other comprehensive income if certain criteria are met; and
- the Company may irrevocably designate a debt investment that meets the amortised cost or FVOCI criteria as measured at FVTPL if doing so eliminates or significantly reduces an accounting mismatch.

b. Amortised cost and effective interest method

The effective interest method is a method of calculating the amortised cost of a debt instrument and of allocating interest income over the relevant period.

The amortised cost of a financial asset is the amount at which the financial asset is measured at initial recognition minus the principal repayments, plus the cumulative amortisation using the effective interest method of any difference between that initial amount and the maturity amount, adjusted for any loss allowance. The gross carrying amount of a financial asset is the amortised cost of a financial asset before adjusting for any loss allowance.

Interest income is recognised using the effective interest method for debt instruments measured subsequently at amortised cost and at FVTOCI.

c. Equity instruments designated as at FVTOCI

On initial recognition, the Company may make an irrevocable election (on an instrument-by-instrument basis) to designate investments in equity instruments as at FVTOCI. Designation at FVTOCI is not permitted if the equity investment is held for trading or if it is contingent consideration recognised by an acquirer in a business combination. A financial asset is held for trading if:

- it has been acquired principally for the purpose of selling it in the near term; or
- on initial recognition it is part of a portfolio of identified financial instruments that the Company manages together and has evidence of a recent actual pattern of short-term profit-taking; or
- it is a derivative (except for a derivative that is a financial guarantee contract or a designated and effective hedging instrument).

Investments in equity instruments at FVTOCI are initially measured at fair value plus transaction costs. Subsequently, they are measured at fair value with gains and losses arising from changes in fair value recognised in other comprehensive income and accumulated in the investments revaluation reserve. The cumulative gain or loss is not be reclassified to profit or loss on disposal of the equity investments, instead, it is transferred to retained earnings. Dividends on these investments in equity instruments are recognised in profit or loss in accordance with AASB 9, unless the dividends clearly represent a recovery of part of the cost of the investment. Dividends are included in the 'finance income' line item (note 10) in profit or loss. The Company has designated all investments in equity instruments that are not held for trading as at FVTOCI on initial application of AASB 9.

d. Impairment of financial assets

The Company recognises a loss allowance for expected credit losses on financial assets that are measured at amortised cost or at FVTOCI. The amount of expected credit losses is updated at each reporting date to reflect changes in credit risk since initial recognition of the respective financial instrument.



The Company always recognises lifetime ECL for trade receivables. The expected credit losses on these financial assets are estimated using a provision matrix based on the Company's historical credit loss experience, adjusted for factors that are specific to the debtors, general economic conditions and an assessment of both the current as well as the forecast direction of conditions at the reporting date, including time value of money where appropriate.

For all other financial instruments, the Company recognises lifetime ECL when there has been a significant increase in credit risk since initial recognition. However, if the credit risk on the financial instrument has not increased significantly since initial recognition, the Company measures the loss allowance for that financial instrument at an amount equal to 12-month ECL.

Lifetime ECL represents the expected credit losses that will result from all possible default events over the expected life of a financial instrument. In contrast, 12-month ECL represents the portion of lifetime ECL that is expected to result from default events on a financial instrument that are possible within 12 months after the reporting date.

e. **Derecognition**

The Company derecognises a financial asset only when the contractual rights to the cash flows from the asset expire, or when it transfers the financial asset and substantially all the risks and rewards of ownership of the asset to another entity. If the Company neither transfers nor retains substantially all the risks and rewards of ownership and continues to control the transferred asset, the Company recognises its retained interest in the asset and an associated liability for amounts it may have to pay. If the Company retains substantially all the risks and rewards of ownership of a transferred financial asset, the Company continues to recognise the financial asset and also recognises a collateralised borrowing for the proceeds received.

On derecognition of a financial asset measured at amortised cost, the difference between the asset's carrying amount and the sum of the consideration received and receivable is recognised in profit or loss. On derecognition of an investment in equity instrument which the Company has elected on initial recognition to measure at FVTOCI, the cumulative gain or loss previously accumulated in the investments revaluation reserve is not reclassified to profit or loss, but is transferred to retained earnings.

(g) Financial Liabilities

Financial liabilities measured subsequently at amortised cost

Financial liabilities are measured at amortised cost using the effective interest method. The effective interest method is a method of calculating the amortised cost of a financial liability and of allocating interest expense over the relevant period. The effective interest rate is the rate that exactly discounts estimated future cash payments (including all fees and points paid or received that form an integral part of the effective interest rate, transaction costs and other premiums or discounts) through the expected life of the financial liability, or (where appropriate) a shorter period, to the amortised cost of a financial liability.

Derecognition

The company derecognises financial liabilities when, and only when, the Company's obligations are discharged, cancelled or have expired. The difference between the carrying amount of the financial liability derecognised and the consideration paid and payable is recognised in profit and or loss.

When the Company exchanges with the existing lender one debt instrument into another one with the substantially different terms, such exchange is accounted for as an extinguishment of the original financial liability and the recognition of a new financial liability. Similarly, the Company accounts for substantial modification of terms of an existing liability or part of it as an extinguishment of the original financial liability and the recognition of a new liability. It is assumed that the terms are substantially different if the discounted present value of the cash flows under the new terms, including any fees paid net of any fees received and discounted using the original effective rate is at least 10 per cent different from the discounted present value of the remaining cash flows of the original financial liability. If the modification is not substantial, the difference between: (1) the carrying amount of the liability before the modification; and (2) the present value of the cash flows after modification should be recognised in profit or loss as the modification gain or loss within other gains and losses.

Compound Financial Instrument

Compound financial instruments issued by the Company comprise convertible notes denominated in Australian dollar that can be converted to ordinary shares at the option of the holder, when the number of shares to be issued is fixed and does not vary with the changes in fair value.

The liability component of the compound financial instrument is initially recognised at the fair value of a similar liability that does not have an equity conversion option. The equity component is initially recognised at the difference between the fair value of the compound financial instrument as a whole and the fair value of the liability component. Any directly attributable transaction costs are allocated to the liability and equity components in proportion to their initial carrying amounts.

Subsequent to initial recognition, the liability component of a compound financial instrument is measured at amortised cost using the effective interest method. The equity component of a compound financial instrument is not remeasured.

On conversion of a convertible instrument, the Company derecognises the liability component and recognises it as issued capital. The equity component remains as equity until conversion, in which case the balance is transferred to issued capital. Where the conversion option remains unexercised at the maturity date, the balance recognised in equity will be transferred to retained earnings. There is no gain or loss on conversion upon conversion or expiration of the conversion option.

(h) Employee benefits

Provision is made for the Company's liability for employee benefits arising from services rendered by employees to reporting date. Employee benefits expected to be settled wholly within one year including entitlements arising from wages and salaries and annual leave, have been measured at the amounts expected to be paid when the liability is settled plus related on-costs.

Other employee benefits expected to be wholly settled later than one year have been measured at the present value of the estimated future cash outflows to be made for those benefits. Contributions are made by the Company to employee superannuation funds and are charged as expenses when incurred.

(i) Revenue recognition

Interest Revenue

Interest income is recognised using the effective interest method.

Government Grants

The Company recognises stimulus package from the Australian Taxation Office ("ATO") as a government grant when there is reasonable assurance that the entity will comply with the conditions attached to them, and the grant will be received. The amount is recognised as other income in profit or loss.

(j) Income Tax

The charge for current income tax expense is based on the result for the year adjusted for any non-assessable or disallowed items. It is calculated using the tax rates that have been enacted or are substantially enacted by the reporting date.

Deferred income tax is calculated on all temporary differences at the reporting date between the tax bases of assets and liabilities and their carrying amounts for financial reporting purposes.

Deferred income tax liabilities are recognised for all taxable temporary differences, except where the deferred income tax liability arises from the initial recognition of an asset or liability in a transaction that is not a business combination and, at the time of the transaction, affects neither the accounting profit or loss, nor taxable profit or loss.

Deferred income tax assets are recognised for all deductible temporary differences, carry-forward of unused tax assets and unused tax losses, to the extent that it is probable that taxable profit will be available against which the deductible temporary differences, and the carry-forward of unused tax assets and unused tax losses



can be utilised, except where the deferred income tax asset relating to the deductible temporary difference arises from the initial recognition of an asset or liability in a transaction that is not a business combination and, at the time of the transaction, affects neither the accounting profit or loss nor taxable profit or loss.

The carrying amount of deferred income tax assets is reviewed at each reporting date and reduced to the extent that it is no longer probable that sufficient taxable profit will be available to allow all or part of the deferred income tax asset to be utilised.

The amount of benefits brought to account or which may be realised in the future is based on the assumption that no adverse changes occur in income taxation legislation and the anticipation that the Company will derive sufficient future assessable income to enable the benefit to be realised and comply with the conditions of deductibility imposed by the law.

Deferred income tax assets and liabilities are measured at the tax rates that are expected to apply to the year when the asset is realised or the liability is settled, based on tax rates (and tax laws) that have been enacted or substantively enacted at the reporting date.

Income taxes relating to items recognised directly in equity are recognised directly in equity and not in the income statement.

(k) Other Taxes – Goods and Services (GST)

Revenues, expenses and assets are recognised net of the amount of GST, except where the amount of GST incurred is not recoverable from the taxation authority. In these circumstances the GST is recognised as part of the cost of acquisition of the asset or as part of an item of the expense as applicable.

Receivables and payables are stated with the amount of GST included. The net amount of GST recoverable from, or payable to, the taxation authority is included as part of receivables or payables in the Statement of Financial Position.

Cash flows are included in the Statement of Cash Flows on a gross basis. The GST components of cash flows arising from investing and financing activities that are recoverable from, or payable to, the taxation authority are classified as operating cash flows.

Commitments and contingencies are disclosed net of the amount of GST recoverable from, or payable to, the taxation authority.

(l) Issued Capital

Issued and paid up capital is recognised at the fair value of the consideration received by the Company. Any transaction costs arising on the issue of ordinary shares are recognised directly in equity as a reduction of the share proceeds received.

(m) Earnings Per Share

Basic EPS is calculated as net profit/(loss) attributable to members, adjusted to exclude costs of servicing equity (other than dividends), divided by the weighted average number of ordinary shares, adjusted for any bonus element.

Diluted earnings per share is determined when the Company has on issue potential ordinary shares which are dilutive. It is calculated by dividing net profit attributable to members, adjusted to exclude costs of servicing equity (other than dividends) and any expenses associated with dividends and interest of dilutive potential ordinary shares, by the weighted average number of ordinary shares (both issued and potentially dilutive) adjusted for any bonus element.

(n) Leases

The Company assesses whether a contract is or contains a lease, at inception of the contract. The Company recognises a right-of-use asset as property, plant and equipment and a corresponding lease liability with respect to all lease arrangements in which it is the lessee, except for short-term leases (defined as leases with a lease term of 12 months or less) and leases of low value assets (such as tablets and personal computers, small items of office furniture and telephones). For these leases, the Company recognises the lease payments



as an operating expense on a straight-line basis over the term of the lease unless another systematic basis is more representative of the time pattern in which economic benefits from the leased assets are consumed.

The lease liability is initially measured at the present value of the lease payments that are not paid at the commencement date, discounted by using the rate implicit in the lease. If this rate cannot be readily determined, the Company uses its incremental borrowing rate.

Lease payments included in the measurement of the lease liability comprise:

- Fixed lease payments (including in-substance fixed payments), less any lease incentives receivable;
- Variable lease payments that depend on an index or rate, initially measured using the index or rate at the commencement date;
- The amount expected to be payable by the lessee under residual value guarantees;
- The exercise price of purchase options, if the lessee is reasonably certain to exercise the options; and
- Payments of penalties for terminating the lease, if the lease term reflects the exercise of an option to terminate the lease.

The lease liability is presented as a separate line in the statement of financial position.

The lease liability is subsequently measured by increasing the carrying amount to reflect interest on the lease liability (using the effective interest method) and by reducing the carrying amount to reflect the lease payments made.

The right-of-use assets comprise the initial measurement of the corresponding lease liability, lease payments made at or before the commencement day, less any lease incentives received and any initial direct costs. They are subsequently measured at cost less accumulated depreciation and impairment losses.

The right-of-use assets are presented as 'Property, Plant and Equipment' in the statement of financial position.

The Company applies AASB 136 to determine whether a right-of-use asset is impaired and accounts for any identified impairment loss as described in the 'Property, Plant and Equipment' policy (as outlined in the financial report for the annual reporting period).

Variable rents that do not depend on an index or rate are not included in the measurement the lease liability and the right-of-use asset. The related payments are recognised as an expense in the period in which the event or condition that triggers those payments occurs and are included in the line "Occupancy expense" in the profit or loss.

(o) Critical Accounting Estimates and Judgments

The Directors evaluate estimates and judgments incorporated into the Financial Statements based on historical knowledge and best available current information. Estimates assume a reasonable expectation of future events and are based on current trends and economic data, obtained both externally and within the Company.

(i) Exploration and Evaluation Expenditure

Exploration and evaluation expenditure incurred is accumulated in respect of each identifiable area of interest. These costs are carried forward in respect of an area that has not at reporting date, reached a stage which permits a reasonable assessment of the existence or otherwise of economically recoverable reserves and active and significant operations in, or relating to, the area of interest are continuing. Refer to Note 8 for impairment losses incurred during the year.

The recoverability of these assets depends on the Company's ability to realise their values either through future development or sale.

(ii) Environmental Issues

Balances disclosed in the financial statements and notes thereto are not adjusted for any pending or enacted environmental legislation, and the Directors understanding thereof. At the current stage of the Company's development and its current environmental impact, the Directors believe such treatment is reasonable and appropriate.



	2020	2019
	\$	\$
3. REVENUE AND EXPENSES		
(a) Other income		
Interest income	8,554	12,762
ATO stimulus package	47,008	-
Total other income	55,562	12,762
	2020	2019
	\$	\$
(b) Impairment of exploration expenditure		
Impairment of exploration expenditure	210,971	1,631,505
	2020	2019
	\$	\$
(c) Employee benefits expense		
Defined contribution expense	44,266	43,657
Other employee benefits	515,957	507,969
	560,223	551,626
	2020	2019
	\$	\$
(d) Rental expense on operating leases		
Minimum lease payments	6,000	56,400
	2020	2019
	\$	\$
(e) Depreciation expense		
Depreciation	18,729	10,061
Amortisation on right of use asset	9,517	-
Total depreciation expense	28,246	10,061
	2020	2019
	\$	\$
(f) Finance costs		
Finance costs	600,377	685,700
Interest on lease liabilities	2,591	-
Interest on convertible loan notes	366,561	-
Total finance costs	969,529	685,700

During the year ended 30 June 2020, a further \$210,971 of expenditure relating to the Mount Gibson project was incurred at this project for tenement holding costs.

The employee benefits expense shown here includes amounts that have been capitalised to exploration expenditure and amounts paid to directors of the Company disclosed as Directors Fees.

4. LOSS PER SHARE

	2020 Cents per share	2019 Cents per share
Basic and diluted loss per share	(1.12)	(1.52)
	\$	\$
Loss attributable to ordinary equity holders of the Company used in calculating basic and diluted earnings per share	(2,018,997)	(2,758,530)
	Number of shares	Number of shares
Weighted average number of ordinary shares outstanding during the year used in the calculation of basic and diluted earnings per share	181,000,233	181,000,233

5. INCOME TAX

	2020 \$	2019 \$
(a) The prima facie tax expense/(benefit) on loss before tax is reconciled to the income tax as follows:		
Prima facie tax benefit on loss before tax at 27.5% (2019: 30%)	(555,224)	(827,559)
Add:		
Tax effect of:		
- non-allowable items	28,432	1,353
- net current year tax losses not recognised, temporary differences and deductible exploration expenditure.	533,204	827,475
Less:		
Tax effect of:		
- capitalised legal fees	(6,412)	(1,269)
Income tax benefit/(expense) attributable to loss	-	-
Deferred tax assets arising from tax losses that have not been recognised at 26% (2019: 30%):		
Tax losses carried forward	9,597,864	10,914,497
Temporary differences – exploration costs	(919,827)	(925,057)
Temporary differences – other	105,125	62,155
Total deferred tax assets not recognised	8,783,162	10,051,594
Balance of franking account at year end	-	-

The tax rate used in the above reconciliation is the small business tax rate of 27.5% (2019: corporate tax rate of 30%) payable by Australian corporate entities on taxable profits under Australian tax law. At 30 June 2020, legislation to reduce the small business tax rate from 27.5% for 2020 financial year to 26% for the 2021 financial year has been enacted.

Potential deferred tax assets attributable to tax losses carried forward and temporary differences have not been brought to account because the Directors do not believe realisation of the deferred tax assets is probable. These benefits will only be obtained if:

- (i) the Company derives future assessable income of a nature and of an amount sufficient to enable the benefit from the deduction for the loss to be realised;
- (ii) the Company continue to comply with the conditions for deductibility imposed by law, and
- (iii) no changes in tax legislation adversely affect the Company in realising the benefit from the deductibility for the loss.

ACCENT RESOURCES NL
NOTE TO THE FINANCIAL STATEMENTS FOR THE YEAR ENDED
30 JUNE 2020



6. CASH AND CASH EQUIVALENTS

	2020	2019
	\$	\$
Current		
Cash at bank	242,953	112,005
Short term deposits	850,000	250,000
	<u>1,092,953</u>	<u>362,005</u>

7. TRADE AND OTHER RECEIVABLES

	2020	2019
	\$	\$
Current		
Goods and services tax refunds	30,362	3,941
Other current assets	21,333	11,801
	<u>51,695</u>	<u>15,742</u>

8. PROPERTY, PLANT AND EQUIPMENT

	2020	2019
	\$	\$
PROPERTY		
Freehold land		
At cost	50,007	50,007
Accumulated depreciation	-	-
	<u>50,007</u>	<u>50,007</u>
PLANT AND EQUIPMENT		
Plant and equipment		
At cost	293,719	299,625
Accumulated depreciation	(252,886)	(247,486)
	<u>40,833</u>	<u>52,139</u>
Total Property, Plant and Equipment	<u>90,840</u>	<u>102,146</u>

Movements in Carrying Amounts

Movements in the carrying amounts for each class of property, plant and equipment between the beginning and the end of the current financial year.

2020	Freehold Land	Plant and Equipment	Right of Use Asset	Total
	\$	\$	\$	\$
Balance at the beginning of year	50,007	52,139	-	102,146
Addition on adoption of AASB16	-	-	52,483	52,483
Additions	-	7,902	-	7,902
Disposals	-	-	(42,966)	(42,966)
Depreciation expense	-	(18,729)	(9,517)	(28,246)
Depreciation capitalised	-	(479)	-	(479)
Carrying amount at the end of year	<u>50,007</u>	<u>40,833</u>	<u>-</u>	<u>90,840</u>

2019	Freehold Land	Plant and Equipment	Right of Use Asset	Total
	\$	\$	\$	\$
Balance at the beginning of year	50,007	61,963	-	111,970
Additions	-	2,408	-	2,408
Disposals	-	-	-	-
Depreciation expense	-	(10,061)	-	(10,061)
Depreciation capitalised	-	(2,171)	-	(2,171)
Carrying amount at the end of year	<u>50,007</u>	<u>52,139</u>	<u>-</u>	<u>102,146</u>

In the year ended 30 June 2020, \$707 (2019: \$2,171) of the depreciation expense was capitalised in relation to expenditure and evaluation activities.

The lease regarding the right of use asset relates to their office space and was terminated before 30 June 2020.

9. EXPLORATION AND EVALUATION EXPENDITURE

	2020	2019
	\$	\$
Carrying amount at the beginning of the year (net of R&D incentives)	3,083,524	4,167,067
Deferred exploration expenditure incurred during the year	665,242	547,962
Impairment of capitalised expenditure	(210,971)	(1,631,505)
Carrying amount at the end of the year	<u>3,537,795</u>	<u>3,083,524</u>

The Company has received various applications of forfeiture on several tenements alleging that minimum expenditure requirements have not been met to date. The Company has defended the matter a settlement was reached in early September 2020 removing the current and any future forfeiture applications by the third party. The Company continues to hold tenure on all tenements.

10. FINANCIAL ASSETS

	2020	2019
	\$	\$
At Fair Value		
Carrying amount at beginning of year	-	760,000
Net loss from fair value adjustments	-	-
Impairment of financial asset	-	(760,000)
Carrying amount at end of year	<u>-</u>	<u>-</u>

11. TRADE AND OTHER PAYABLES

	2020	2019
	\$	\$
Current		
Trade creditors	151,740	1,874
Accruals and other liabilities	500,025	126,380
	<u>651,765</u>	<u>128,254</u>

All payables are denominated in AUD. The average credit period is 30 days. No interest is charged on other payables.

As at 30 June 2020 there is accrued interest owing to Rich Mark Development (Group) Pty Ltd of \$366,561 (2019: \$90,613) included in accruals and other liabilities.

12. PROVISIONS

	2020	2019
	\$	\$
Current		
Provision for employee entitlements	<u>147,383</u>	<u>128,373</u>

13. BORROWINGS

	2020	2019
	\$	\$
Non-Current		
Borrowings	4,117,534	6,727,493

In the 2016 year the major shareholder of the Company, Xingang Resources (HK) Ltd, extended a loan facility of \$4 million to enable the Company to participate in a placement of shares by MZI Resources Ltd. The loan is unsecured, repayable at 31 December 2021 and presented as a non-current liability with an effective interest rate of 10% per annum. At 30 June 2020, the carrying value of the liability is \$4,117,534 (30 June 2019: \$3,724,729), and the balance recognised as contribution by the parent is \$1,515,482 (30 June 2019: \$1,515,482).

The borrowings from Rich Mark Development (Group) Pty Ltd held by the Company at 30 June 2019 were extinguished on 6 December 2019, replaced with the convertible note disclosed in Note 16. Refer to Note 20 for details of these loans.

14. ISSUED CAPITAL

	2020	2019
	\$	\$
181,000,233 fully paid ordinary shares (2019: 181,000,233 shares)	29,058,955	29,058,955

	Number of Shares	Number of Shares
	2020	2019

(a) Movements in Ordinary Shares

Summary of Movements:

At the beginning of the year	181,000,233	181,000,233
At the end of the year	181,000,233	181,000,233

The Company has no authorised capital and its ordinary shares have no par value.

(b) Options

There are no options on issue (2019: nil).

There were no options exercised during the financial year (2019: nil).

(c) Terms and Conditions of Issued Capital

Ordinary shares have the right to receive dividends as declared and, in the event of winding up the Company, to participate in the proceeds from the sale of all surplus assets in proportion to the number of and amounts paid up on shares held.

At the shareholders' meeting each ordinary share is entitled to one vote when a poll is called, otherwise each shareholder has one vote on a show of hands.

(d) Capital Risk Management

The Company's objectives when managing capital are to safeguard their ability to continue as a going concern, so that they may continue to provide returns for shareholders and benefits for other stakeholders.

ACCENT RESOURCES NL
NOTE TO THE FINANCIAL STATEMENTS FOR THE YEAR ENDED
30 JUNE 2020



Due to the nature of the Company's activities, being mineral exploration, the Company does not have ready access to credit facilities, with the primary source of funding being equity raisings. Therefore, the focus of the Company's capital risk management is the current working capital position against the requirements of the Company to meet exploration programs and corporate overheads. The Company's strategy is to ensure appropriate liquidity is maintained to meet anticipated operating requirements, with a view to initiating appropriate capital raisings as required. The working capital position of the Company at 30 June 2020 is as follows:

	2020	2019
	\$	\$
Cash and cash equivalents	1,092,953	362,005
Trade and other receivables	51,695	15,742
Trade and other payables and provisions	(799,148)	(256,627)
Working capital position	345,500	121,120

15. FINANCIAL ASSETS RESERVES

	2020	2019
	\$	\$
Opening balance	(760,000)	-
Impairment to other comprehensive income	-	(760,000)
Closing Balance	(760,000)	(760,000)

The financial assets reserve represents the cumulative gains and losses arising on the revaluation of other financial assets that have been recognised in other comprehensive income.

16. CONVERTIBLE NOTES

Non-Current

	2020	2019
	\$	\$
Proceeds from issue of convertible notes	5,106,081	-
Shareholder contribution (equity)	(1,198,445)	-
Convertible note reserve (equity)	(61,497)	-
Carrying amount at 30 June 2020	3,846,139	-

On 29 November 2019, the shareholders approved the Company to issue a convertible note to Rich Mark Development (Group) Pty Ltd, which replaced the loans advanced to the Company by Rich Mark (Group) Pty Ltd detailed in Note 20 as well as two additional tranches of \$500,000 which were advanced on 31 January 2020 and 10 April 2020. The convertible note will have a face value of up to \$6,416,009 (comprising the \$5,000,000, being the total outstanding principal of the current loans, plus accrued interest), it is unsecured with a maturity date of 6 December 2022, and subject to shareholder approval:

- Will be convertible into fully paid ordinary shares in the Company at a conversion price of 2 cents per share
- The Convertible Note can only be converted at 6 monthly intervals and for the full amount of the face value at that time
- Have a nominal interest rate at 6%
- The conversion of the convertible note is at Rich Mark Development (Group) Pty Ltd's election.

Interest related to the financial liability is recognised in profit or loss at an interest rate of 18.09% per annum. Accrued interest amounting to \$366,561 is included in accruals and other liabilities (Note 11).



17. COMMITMENTS AND CONTINGENT LIABILITIES

Tenement Expenditure Commitments:

The Company is required to maintain current rights of tenure to tenements, which require outlays of expenditure in 2019/2020. Under certain circumstances these commitments are subject to the possibility of adjustment to the amount and/or timing of such obligations, however, they are expected to be fulfilled in the normal course of operations.

	2020 \$	2019 \$
The Company also has tenement rental and expenditure commitments of:		
Payable:		
– not later than 12 months	276,155	321,412
– between 12 months and 5 years	563,070	496,073
– greater than 5 years	859,414	741,117
	<u>1,698,639</u>	<u>1,558,602</u>

Other Commitments:

Operating Lease Commitments:

Disclosures required by AASB 117:

The Company currently has an operating lease in place upon its West Perth office and three of its car bays. The operating lease agreement runs for three years and ends 31 December 2021. Commitments are detailed below.

	2019 \$
Payable:	
– not later than 12 months	22,560
– between 12 months and 5 years	33,840
	<u>56,400</u>

Contingencies:

It is possible that native title, as defined in the *Native Title Act 1993*, might exist over land in which the Company has an interest. It is not possible at this stage to quantify the impact (if any) that the existence of native title may have on the operations of the Company. The Directors are aware that applications for native title claims have been accepted by the Native Title Tribunal over tenements held by the Company.

The company has received applications for forfeiture against M63/229, M63/247 M63/369 and P63/1893. The company has submitted their amended Form 5s, which details exploration commitment spent. In early September 2020, a settlement was since reached with the third party in early September 2020 removing the current and any future forfeiture applications by the third party.

18. CASH FLOW INFORMATION

	2020 \$	2019 \$
(a) Reconciliation of loss after tax to the net cash flows used in operating activities		
Loss after income tax	(2,018,997)	(2,758,530)
Non-Cash Items:		
Depreciation	28,246	10,061
Write-off capitalised expenditure	210,971	1,631,505
Interest on borrowings	969,529	685,700
Changes in assets and liabilities:		
(Increase)/decrease in trade and other receivables	15,961	(3,636)
Increase/(decrease) in trade and other payables	57,410	(9,322)
Net Cash flows (used in) operating activities	<u>(736,880)</u>	<u>(444,222)</u>

(b) Reconciliation of loss after tax to the net cash flows used in financing activities

2020	Balance at 1 July 2019 \$	Financing Cash flows \$	Non-cash changes \$	Balance at 30 June 2020 \$
Borrowings	6,727,493	1,000,000	(3,609,959)	4,117,534
Convertible note	-	1,000,000	2,846,139	3,846,139
Lease liabilities	52,483	(9,518)	(42,965)	-
Total	6,779,976	1,990,482	(806,785)	7,963,673

2019	Balance at 1 July 2018 \$	Financing Cash flows \$	Non-cash changes \$	Balance at 30 June 2019 \$
Borrowings	5,209,661	1,000,000	517,832	6,727,493
Total	5,209,661	1,000,000	517,832	6,727,493

(c) Non-Cash Investing Activities

There were no non-cash investing activities during the financial year.

19. KEY MANAGEMENT PERSONNEL COMPENSATION

(a) Details of Directors and Key Management Personnel

(i) Directors

The following persons were Directors of Accent Resources NL during the financial year:

Yuzi (Albert) Zhou – Executive Chairman
Dian Zhou He – Non Executive Director and Deputy Chairman
Jun Sheng (Jerry) Liang – Non Executive Director
Jie You (alternate Director to Jun Sheng Liang)

(ii) Other Key Management Personnel

Robert Allen – Company Secretary

(b) Key Management Personnel Compensation

Refer to the Remuneration Report contained in the Directors' Report for details of the remuneration paid or payable to each member of the Company's Key Management Personnel for the year ended 30 June 2020. The totals of remuneration paid to key management personnel of the Company during the year are as follows:

	2020 \$	2019 \$
Short-term employee benefits	280,877	277,927
Post-employment benefits	19,083	19,083
	299,960	297,010

(c) Equity Instrument Disclosures Relating to Key Management Personnel

(i) Options provided as remuneration and shares issued on any exercise of such options

No share options were granted to Key Management Personnel as remuneration during the financial year (2019: nil).

(ii) Option holdings

There are no options on issue.

(iii) Share holdings

The number of ordinary shares in the Company held during the financial year by each Director and any other key management personnel of the Company, including related parties, are set out in the Remuneration Report contained in the Directors Report.

(d) Other Transactions with Key Management Personnel

There were no other transactions with Key Management Personnel during the financial year.

20. RELATED PARTY TRANSACTIONS

(a) Loans from Related Parties

The Company funded its participation in the MZI placement in 2016 by way of a \$4 million loan facility extended by the Company's major shareholder Xingang Resources (HK) Ltd. As per Note 13, the loan is unsecured, presented as a non-current liability with an effective interest rate of 10% per annum and maturity is 31 December 2021. This loan incurred interest of \$392,804 during the reporting period (2019: \$354,409). Details of the loan have been disclosed in Note 13.

On 2 July 2019 the Company borrowed a further \$1 million from Rich Mark Development (Group) Pty Ltd which has shareholdings representing 15.590% of the Company. The loan was unsecured and subject to interest at 6% which accrues six monthly and is payable along with the principal at maturity, being 30 June 2021. The fair value of the loan was measured on drawdown, based on an effective interest rate of 18.09% recognised a shareholder contribution of \$190,031. This loan was replaced with the convertible note.

On 29 November 2019, the shareholders approved the Company to issue a convertible note to Rich Mark Development (Group) Pty Ltd, which replaced all loans advanced to the Company by Rich Mark Development (Group) Pty Ltd. The loans were replaced on 6 December 2019, as detailed below. Details of the convertible note have been disclosed in Note 16.

Party	Description	Balance as at 30 June 2019	Shareholder / parent contribution	Interest expense for period	Balance as at 6 December 2019	Balance as at 30 June 2020
Xingang Resources (HK) Ltd.		\$3,724,729	\$1,515,482	\$392,804	N/A	\$4,117,534
Rich Mark Development (Group) Pty Ltd	Loan 1	\$1,070,662	\$243,070	\$56,668	\$1,127,329	\$nil
	Loan 2	\$930,704	\$227,939	\$50,653	\$1,021,900	\$nil
	Loan 3	\$1,001,398	\$55,285	\$55,319	\$1,105,802	\$nil
	Loan 4	\$nil	\$190,220	\$41,081	\$851,051	\$nil
	Convertible Note	\$nil	\$1,198,445	\$366,561	\$3,118,047	\$3,846,139

As at 30 June 2020 there is accrued interest owing to Rich Mark Development (Group) Pty Ltd of \$366,561 (2019: \$90,613)

(b) Transactions with Related Parties

The Company also pays rent of \$500 (2019: \$500) and \$200 (2019: \$200) in outgoings per month for the lease of the Melbourne office from Rich Mark Development (Group) Pty Ltd which has shareholdings representing 15.590% of the Company.

Disclosures relating to Key Management Personnel are set out in Note 19 and the Remuneration Report in the Directors Report in compliance with Australian Accounting Standards AASB 124: *Related Party Disclosures*, the *Corporations Act 2001* and the *Corporations Regulations 2001*.

There are no other related party transactions.

21. AUDITOR'S REMUNERATION

	2020 \$	2019 \$
Remuneration of the auditor of the Company for: - auditing and reviewing the financial statements	48,350	29,000

The auditor of Accent Resources NL is Deloitte Touche Tohmatsu (2019: Deloitte Touche Tohmatsu).

22. SEGMENT INFORMATION

Identification of Reportable Segments

The Company identifies its operating segments based on internal reports that are reviewed and used by the Board of Directors (chief operating decision maker) in assessing performance and determining the allocation of resources.

The Company operates in mineral exploration in Australia. The financial information in the Statement of Profit or Loss and Other Comprehensive Income and the Statement of Financial Position is the same as that presented to the chief operating decision maker.

23. FINANCIAL RISK MANAGEMENT

(a) Financial Risk Management

The Company's financial assets consist mainly of deposits with banks and accounts.

The main purpose of non-derivative financial assets is to raise finance for the Company's operations.

Derivatives are not currently used by the Company for hedging purposes. The Company does not speculate in the trading of derivative instruments.

(i) Treasury Risk Management

The Board of the Company meets on a regular basis to analyse interest rate exposure and to evaluate treasury management strategies in the context of the most recent economic conditions and forecasts.

(ii) Financial Risks

The main risks the Company is exposed to through its financial assets are interest rate risk, liquidity risk and credit risk.

Interest Rate Risk

The Company does not have any debt that may be affected by interest rate risk as the loan from the parent entity and loans from other shareholders are at a fixed interest rate. The Company seeks to utilise fixed interest rate products to assist in managing its deposit funds and is subject to interest rate risk as detailed below in *sensitivity analysis*.

Sensitivity Analysis

At 30 June 2020, if interest rates had changed by +/- 100 basis points from the weighted average rate for the year with all other variables held constant, post-tax loss for Company would have been \$8,395 lower/higher (2019: \$5,925 lower/higher) as a result of lower/higher interest income from cash and cash equivalents.

Liquidity Risk

Liquidity risk arises from the possibility that the Company may encounter difficulty in settling its debts or otherwise meeting its financial obligations related to financial liabilities. The Company manages liquidity risk by monitoring forecast cash flows.

Financial Liability and Financial Asset Maturity Analysis:

	Within 1 Year		1 to 5 Years		Total	
	2020 \$	2019 \$	2020 \$	2019 \$	2020 \$	2019 \$
Financial liabilities due for payment						
Trade and other payables	(651,765)	(128,254)	-	-	(651,765)	(128,254)
Borrowings	-	-	(4,117,534)	(6,727,493)	(4,117,534)	(6,727,493)
Convertible note	-	-	(3,846,139)	-	(3,846,139)	-
Total Expected outflows	(651,765)	(128,254)	(7,963,673)	(6,727,493)	(8,615,438)	(6,855,747)
Financial assets – cash flows realisable						
Cash and cash equivalents	1,092,953	362,005	-	-	1,092,953	362,005
Trade and other receivables	51,695	15,742	-	-	51,695	15,742
Financial assets	-	-	-	-	-	-
Total Anticipated Inflows	1,144,648	377,747	-	-	1,144,648	377,747
Net inflow/(outflow) on financial instruments	492,883	249,493	(7,963,673)	(6,727,493)	(7,470,790)	(6,478,000)

There are no assets or liabilities that have a maturity date greater than five years.

Credit Risk

The maximum exposure to credit risk, excluding the value of any collateral or other security, at reporting date to recognised financial assets, is the carrying amount, net of any provisions for impairment of those assets, as disclosed in the Statement of Financial Position and notes to the financial statements.

Credit risk on liquid funds is limited because counter parties are banks with high credit rating.

The Company does not have any material credit risk exposure to any single receivable or group of receivables under financial assets entered into by the economic entity.

Price Risk

Price risk relates to the risk that the fair value or future cash flows of a financial assets will fluctuate because of changes in market prices largely due to demand and supply factors for commodities.

The Company is exposed to equity price risk arising from the equity investment in MZI Resources Ltd. This equity investment is held for strategic rather than trading purposes. The Company does not actively trade this investment. MZI's production at Keysbrook did not reach budgeted levels due primarily to continued recovery problems and together with very high debt burden resulted in significant continuing operating losses. This led to a decision to put MZI into administration in April 2019 and the Company's investment in held at nil on the balance sheet.

(b) Fair value of assets and liabilities

The Company measures and recognises the following assets and liabilities at fair value on a recurring basis after initial recognition:

- Financial assets, held in listed entities.

All financial assets in listed securities are classified as fair value hierarchy 1, which fair values are by reference to quoted prices in an active market. There have been no transfer of fair value hierarchy levels during the period.

Fair Value of Financial Assets and Liabilities Not Measured at Fair Value

The Directors are of the opinion that the carrying value of the following financial instruments approximates the fair value of these instruments:

- trade and other receivables
- trade and other payables
- loan from related parties (refer note 13 for details).
- Convertible note (refer note 16 for details)

(c) Interest Rate Risk

The Company's exposure to interest rate risk, which is the risk that a financial instrument's value will fluctuate as a result of changes in market interest rates and the effective weighted average interest rate for each class of financial assets and financial liabilities comprises:

	Floating Interest Rate		Fixed Interest Rate				Non-Interest Bearing		Total		Weighted Effective Interest Rate	
			1 Year or Less		1 to 5 Years							
	2020 \$	2019 \$	2020 \$	2019 \$	2020 \$	2019 \$	2020 \$	2019 \$	2020 \$	2019 \$	2020 \$	2019 \$
Financial Assets												
Cash	1,092,953	362,005	-	-	-	-	-	-	1,092,953	362,005	1.02	2.15
Trade and other receivables	-	-	-	-	-	-	51,695	15,742	51,695	15,742	N/A	N/A
Financial assets	-	-	-	-	-	-	-	-	-	-	N/A	N/A
Total Financial Assets	1,092,953	362,005	-	-	-	-	51,695	15,742	1,144,648	377,747	-	-
Financial Liabilities												
Trade and other payables	-	-	-	-	-	-	651,765	128,254	651,765	128,254	N/A	N/A
Convertible note	-	-	-	-	3,846,139	-	-	-	3,846,139	-	N/A	N/A
Borrowings	-	-	-	-	4,117,534	6,727,493	-	-	4,117,534	6,727,493	10.0%	10.0%
Total Financial Liabilities	-	-	-	-	7,963,673	6,727,493	651,765	128,254	8,615,438	6,855,747	-	-

24. FAIR VALUE MEASUREMENTS

The Company measures and recognises the following assets and liabilities at fair value on a recurring basis after initial recognition:

- Financial assets.

(a) Fair Value Hierarchy

The Company classifies fair value of financial instruments using the fair value hierarchy, in order to reflect the most significant input used in their valuation.

Level 1: Measurements based on quoted prices (unadjusted) in active markets for identical assets or liabilities that the entity can access at the measurement date

Valuation techniques

The Company selects a valuation technique that is appropriate in the circumstances and for which sufficient data is available to measure fair value. The availability of sufficient and relevant data primarily depends on the specific characteristics of the asset or liability being measured.

All investments in listed securities are valued by reference to quoted prices in an active market, being Level 1 in the fair value hierarchy.

25. EVENTS AFTER THE BALANCE SHEET DATE

On 31 July 2020 the Company entered into a new lease agreement for Level 2, 72 Kings Park Road, West Perth.

At Norseman, a third party lodged forfeiture applications in 2018. The matter was due to go to court in early September 2020. However, a settlement was reached with the third party in early September 2020 removing the current and any future forfeiture applications by the third party.

The Company recognises that COVID-19 is a rapidly evolving situation impacting us all. Whilst acknowledging the disruption to global commerce, the Company finds itself well placed to continue to progress its projects and will continue to monitor any impacts the pandemic may have on its projects. At this point in time the Company is experiencing minor delays in project timelines as a result of the pandemic. These delays are not expected to be significant.

No other matters or circumstances have arisen since the end of the financial year which significantly affected or may significantly affect the operations of the Company, the results of those operations, or the state of affairs of the Company in future financial years.

26. ULTIMATE PARENT COMPANY

The Ultimate Parent Company of Accent Resources NL is Xingang Resources (HK) Limited.

27. COMPANY DETAILS

The registered office of the Company is: 9/250 Queen Street, Melbourne VIC 3000

The principal place of business of the Company is: Level 2, 72 Kings Park Road, West Perth WA 6005



**ACCENT RESOURCES NL
DIRECTORS' DECLARATION**

The Directors of the Company declare that:

1. the attached financial statements and notes are in accordance with the *Corporations Act 2001*, including:
 - a. complying with Australian Accounting Standards, which, as stated in accounting policy Note 2 to the financial statements, constitutes compliance with International Financial Report Standard (IFRS) and *Corporations Regulations 2001*, and
 - b. giving a true and fair view of the Company's financial position at 30 June 2020 and of its performance for the year ended on that date; and
2. the directors have been given the declarations required by s.295A of the *Corporations Act 2001* from the Chief Executive Officer and Chief Financial Officer.
3. In the Directors' opinion there are reasonable grounds to believe that the Company will be able to pay its debts as and when they become due and payable; and

This declaration is made in accordance with a resolution of the Board of Directors made pursuant to section 295(5) of the *Corporations Act 2001*.



Yuzi Zhou
Executive Chairman

Dated this 25th day of September 2020

Independent Auditor's Report to the members of Accent Resources NL

Report on the Audit of the Financial Report

Opinion

We have audited the financial report of Accent Resources NL (the "Company") which comprises the statement of financial position as at 30 June 2020, the statement of profit or loss and other comprehensive income, the statement of changes in equity and the statement of cash flows for the year then ended, and notes to the financial statements, including a summary of significant accounting policies and the directors' declaration.

In our opinion, the accompanying financial report of the Company is in accordance with the *Corporations Act 2001*, including:

- (i) giving a true and fair view of the Company's financial position as at 30 June 2020 and of its financial performance for the year then ended; and
- (ii) complying with Australian Accounting Standards and the *Corporations Regulations 2001*.

Basis for Opinion

We conducted our audit in accordance with Australian Auditing Standards. Our responsibilities under those standards are further described in the *Auditor's Responsibilities for the Audit of the Financial Report* section of our report. We are independent of the company in accordance with the auditor independence requirements of the *Corporations Act 2001* and the ethical requirements of the Accounting Professional and Ethical Standards Board's APES 110 *Code of Ethics for Professional Accountants (including Independence Standards)* (the Code) that are relevant to our audit of the financial report in Australia. We have also fulfilled our other ethical responsibilities in accordance with the Code.

We confirm that the independence declaration required by the *Corporations Act 2001*, which has been given to the directors of the Company, would be in the same terms if given to the directors as at the time of this auditor's report.

We believe that the audit evidence we have obtained is sufficient and appropriate to provide a basis for our opinion.

Material Uncertainty Related to Going Concern

We draw attention to Note 2 in the financial report which indicates that the Company incurred a net loss of \$2,018,998 and experienced net cash outflows from operating and investing activities of \$1,259,534 during the year ended 30 June 2020 and, as of that date had a net liability position of \$3,989,538. As stated in Note 2, these events or conditions, along with other matters as set forth in Note 2, indicate that a material uncertainty exists that may cast significant doubt about the Company's ability to continue as a going concern. Our opinion is not modified in respect of this matter.

Our procedures in relation to going concern included, but were not limited to:

- Inquiring of management and the directors in relation to events and conditions that may impact the assessment of the Company's ability to pay its debts as and when they fall due;
- Challenging the assumptions reflected in management's cash flow forecast, including the timing of expected cash flows and the uncertainty in relation to the impact of COVID-19 on the Company;
- Assessing the letter of support from its major shareholder;
- Assessing the impact of events occurring after balance date on the financial statements; and
- Assessing the adequacy of the disclosures related to going concern in Note 2 to the financial statements.

Key Audit Matters

Key audit matters are those matters that, in our professional judgement, were of most significance in our audit of the financial report for the current period. These matters were addressed in the context of our audit of the financial report as a whole, and in forming our opinion thereon, and we do not provide a separate opinion on these matters. In addition to the matter described in the Material Uncertainty Related to Going Concern section, we have determined the matter described below to be the key audit matter to be communicated in our report.

Key Audit Matter	How the scope of our audit responded to the Key Audit Matter
<p>Carrying value of Exploration and Evaluation Assets</p> <p>As at June 2020 the Company has \$3,537,795 of capitalised exploration and evaluation expenditure as disclosed in Note 9.</p> <p>Judgement is applied in determining the treatment of exploration expenditure including:</p> <ul style="list-style-type: none"> • Whether the conditions for capitalisation are satisfied; • Which elements of exploration and evaluation expenditures qualify for recognition; and • Whether facts and circumstances indicate that the exploration and expenditure assets should be tested for impairment. 	<p>Our procedures included, but were not limited to:</p> <ul style="list-style-type: none"> • Obtaining an understanding of management's process for assessing the recoverability of exploration and evaluation assets; • Obtaining a schedule of the areas of interest held by the Company and assessing whether the rights to tenure of those areas of interest remained current at balance date; • Holding discussions with management and their legal advisors and reviewing documentation in relation to understanding the nature and impact of forfeiture applications lodged in relation to the Group's rights to tenure; • Holding discussions with management as to the status of ongoing exploration programmes in the respective areas of interest; • Assessing whether any such areas of interest had reached a stage where a reasonable assessment of economically recoverable reserves existed; • Testing on a sample basis, evaluation expenditure capitalised during the year for compliance with the relevant accounting standards; and

Key Audit Matter	How the scope of our audit responded to the Key Audit Matter
	<ul style="list-style-type: none"> Assessing whether any facts or circumstances existed to suggest impairment testing was required. <p>We also assessed the appropriateness of the disclosures in Note 9 to the financial statements.</p>
<p>Classification and Valuation of Convertible Notes</p> <p>As at June 2020, the Company has \$3,846,139 of convertible notes interest as disclosed in Note 16.</p> <p>There is complexity involved in the treatment of convertible notes in particular;</p> <ul style="list-style-type: none"> Determining the fair value at initial recognition of the convertible notes following the conversion of loans previously advanced to the Company; Determining whether the convertible notes should be classified as equity, a liability or a combination of both; and Determining whether the effective interest rate used is appropriate. 	<p>Our procedures included, but were not limited to:</p> <ul style="list-style-type: none"> Assessing whether the convertible note should be treated as a modification or an extinguishment of the previously advanced loans to the Company; Developing an understanding of the terms and conditions of the convertible note agreement to determine if the convertible notes are to be accounted for as equity, a liability or a combination of both, with assistance by Deloitte specialists; Assessing the Company's consideration of the accounting classification of the option embedded in the instrument; Assessing the appropriateness of the valuation methodology for compliance with the applicable accounting standards; Assessing the appropriateness of the effective interest rate used; Agreeing the funds received under the convertible notes; and Assessing the amortisation of the convertible note following initial recognition for compliance with the applicable accounting standards. <p>We also assessed the appropriateness of the disclosures in Note 16 to the financial statements.</p>

Other Information

The directors are responsible for the other information. The other information comprises the information included in the Company's annual report for the year ended 30 June 2020, but does not include the financial report and our auditor's report thereon.

Our opinion on the financial report does not cover the other information and we do not express any form of assurance conclusion thereon.

In connection with our audit of the financial report, our responsibility is to read the other information and, in doing so, consider whether the other information is materially inconsistent with the financial report or our knowledge obtained in the audit, or otherwise appears to be materially misstated. If, based on the work we have performed, we conclude that there is a material misstatement of this other information, we are required to report that fact. We have nothing to report in this regard.

Responsibilities of the Directors for the Financial Report

The directors of the Company are responsible for the preparation of the financial report that gives a true and fair view in accordance with Australian Accounting Standards and the *Corporations Act 2001* and for such internal control as the directors determine is necessary to enable the preparation of the financial report that gives a true and fair view and is free from material misstatement, whether due to fraud or error.

In preparing the financial report, the directors are responsible for assessing the ability of the Company to continue as a going concern, disclosing, as applicable, matters related to going concern and using the going concern basis of accounting unless the directors either intend to liquidate the Company or to cease operations, or have no realistic alternative but to do so.

Auditor's Responsibilities for the Audit of the Financial Report

Our objectives are to obtain reasonable assurance about whether the financial report as a whole is free from material misstatement, whether due to fraud or error, and to issue an auditor's report that includes our opinion. Reasonable assurance is a high level of assurance, but is not a guarantee that an audit conducted in accordance with the Australian Auditing Standards will always detect a material misstatement when it exists. Misstatements can arise from fraud or error and are considered material if, individually or in the aggregate, they could reasonably be expected to influence the economic decisions of users taken on the basis of this financial report.

As part of an audit in accordance with the Australian Auditing Standards, we exercise professional judgement and maintain professional scepticism throughout the audit. We also:

- Identify and assess the risks of material misstatement of the financial report, whether due to fraud or error, design and perform audit procedures responsive to those risks, and obtain audit evidence that is sufficient and appropriate to provide a basis for our opinion. The risk of not detecting a material misstatement resulting from fraud is higher than for one resulting from error, as fraud may involve collusion, forgery, intentional omissions, misrepresentations, or the override of internal control.
- Obtain an understanding of internal control relevant to the audit in order to design audit procedures that are appropriate in the circumstances, but not for the purpose of expressing an opinion on the effectiveness of the Company's internal control.

- Evaluate the appropriateness of accounting policies used and the reasonableness of accounting estimates and related disclosures made by the directors.
- Conclude on the appropriateness of the directors' use of the going concern basis of accounting and, based on the audit evidence obtained, whether a material uncertainty exists related to events or conditions that may cast significant doubt on the Company's ability to continue as a going concern. If we conclude that a material uncertainty exists, we are required to draw attention in our auditor's report to the related disclosures in the financial report or, if such disclosures are inadequate, to modify our opinion. Our conclusions are based on the audit evidence obtained up to the date of our auditor's report. However, future events or conditions may cause the company to cease to continue as a going concern.
- Evaluate the overall presentation, structure and content of the financial report, including the disclosures, and whether the financial report represents the underlying transactions and events in a manner that achieves fair presentation.

We communicate with the directors regarding, among other matters, the planned scope and timing of the audit and significant audit findings, including any significant deficiencies in internal control that we identify during our audit.

We also provide the directors with a statement that we have complied with relevant ethical requirements regarding independence, and to communicate with them all relationships and other matters that may reasonably be thought to bear on our independence, and where applicable, actions taken to eliminate threats or safeguards applied.

From the matters communicated with the directors, we determine those matters that were of most significance in the audit of the financial report of the current period and are therefore the key audit matters. We describe these matters in our auditor's report unless law or regulation precludes public disclosure about the matter or when, in extremely rare circumstances, we determine that a matter should not be communicated in our report because the adverse consequences of doing so would reasonably be expected to outweigh the public interest benefits of such communication.

Report on the Remuneration Report

Opinion on the Remuneration Report

We have audited the Remuneration Report included in pages 3 to 26 of the Directors' Report for the year ended 30 June 2020.

In our opinion, the Remuneration Report of Accent Resources NL, for the year ended 30 June 2020, complies with section 300A of the *Corporations Act 2001*.

Responsibilities

The directors of Accent Resources NL are responsible for the preparation and presentation of the Remuneration Report in accordance with section 300A of the *Corporations Act 2001*. Our responsibility is to express an opinion on the Remuneration Report, based on our audit conducted in accordance with Australian Auditing Standards.

Deloitte Touche Tohmatsu

DELOITTE TOUCHE TOHMATSU



Nicole Menezes

Partner

Chartered Accountants

Perth, 25 September 2020

The Board of Directors
Accent Resources NL
Level 9, 250 Queen Street
MELBOURNE VIC 3000

25 September 2020

Dear Board Members

Auditor's Independence Declaration to Accent Resources NL

In accordance with section 307C of the *Corporations Act 2001*, I am pleased to provide the following declaration of independence to the directors of Accent Resources NL.

As lead audit partner for the audit of the financial report of Accent Resources NL for the financial year ended 30 June 2020, I declare that to the best of my knowledge and belief, there have been no contraventions of:

- (i) the auditor independence requirements of the Corporations Act 2001 in relation to the audit;
and
- (ii) any applicable code of professional conduct in relation to the audit.

Yours faithfully



DELOITTE TOUCHE TOHMATSU



Nicole Menezes
Partner
Chartered Accountants

As at 20th August 2020

1. Numbers of Holders of Equity Securities

a. Ordinary Share Capital

181,000,233 fully paid ordinary shares are held by 343 individual shareholders.

b. Listed Options

There are no listed options.

c. Unlisted Options

There are no unlisted options.

d. Distribution of Holders of Equity Securities

	Fully Paid Ordinary Shares	Listed Options	Unlisted Options
1 - 1,000	10,130	-	-
1,001 – 5,000	177,144	-	-
5,001 – 10,000	580,999	-	-
10,001 – 100,000	3,975,030	-	-
100,001 – and over	176,256,930	-	-
Total	181,000,233	-	-

e. Substantial Share and Option Holders

The names of the substantial shareholders listed in the Company's register as at 20th August 2020:

	Number	Percentage
1. Xinyang Resources (HK) Limited	98,026,518	54.16%
2. Rich Mark Development (Group) Pty Ltd	28,218,366	15.59%
3. Grandmaster Fortune Limited	21,563,603	11.91%
4. Mr Bin Cui	10,089,248	5.57%
5. Sino Oriental International Limited	10,000,000	5.52%

f. Other Information

The voting rights attached to ordinary shares are governed by the Constitution of the Company. On a show of hands every person present who is a Member or representative of a Member shall have one vote on a poll, every Member present in person or by proxy or by attorney or duly authorised representative shall have one vote for each share held. None of the options have any voting rights.

Unmarketable Parcels

At the date of this report, there were 278 holders who held shares that were unmarketable parcels.

2. Twenty Largest Shareholders

	Number	Percentage
XINYANG RESOURCES (HK) LIMITED	98,026,518	54.16%
RICH MARK DEVELOPMENT (GROUP) PTY LTD	28,218,366	15.59%
GRANDMASTER FORTUNE LIMITED	21,563,603	11.91%
MR BIN CUI	10,089,248	5.57%
SINO ORIENTAL INTERNATIONAL LIMITED	10,000,000	5.52%
MR LI ZHAO	2,102,500	1.16%
INVIA CUSTODIAN WILLIMS SUPER FUND A/C	875,000	0.48%
TOLSUTRA PTY LTD	500,000	0.28%
BROWNWARD PTY LTD <BRIAN HAYWARD SF A/C>	500,000	0.28%
DONG LIANG	493,959	0.27%
TONY JAMES PEARS & LYNDIA PAMELA PEARS	463,500	0.26%
DESKGLEN PTY LTD <HEILBRONN'S SUPER FUND A/C>	400,000	0.22%
BACARRO PTY LTD	350,000	0.19%
XIA LI	320,156	0.18%
TOLSUTRA PTY LTD	250,000	0.14%
KHEE KWONG LOO	250,000	0.14%
JF APEX SECURITIES BERHAD <CLIENT A/C>	232,150	0.13%
MAGNIM PTY LTD <THE COX SUPER FUND A/C>	223,880	0.12%
TONY JAMES PEARS & LYNDIA PAMELA PEARS	186,800	0.01%
MR ANDREW PECUNIA	160,000	0.09%
	175,205,680	96.7%

3. Twenty Largest Listed Option Holders

There were no listed options as at 20th August 2020.

4. Restricted Securities

At 20th August 2020 there were no restricted securities.



For the Year ended 30 June 2020

WESTERN AUSTRALIA

All of the Company's Mineral resources and Ore Reserves are located within Western Australia.

IRON (MAGNETITE) RESOURCES

There was no change to the Company's iron (magnetite) resources during FY2020

Table: Magnetite Range Project

JORC 2004 Category	Tonnes (Mt)	DTR Wt Recovery (%)	Whole Rock Assay				DTR Concentrate Assay						
			Fe (%)	Al ₂ O ₃ (%)	S (%)	SiO ₂ (%)	Fe (%)	Al ₂ O ₃ (%)	S (%)	SiO ₂ (%)	P (%)	FeO (%)	LOI (%)
Measured	6.8	41.66	33.86	0.86	0.11	46.92	69.61	0.1	0.16	2.93	0.01	24.53	-3.08
Indicated	305.7	37.26	31.82	1.92	0.33	46.27	67.32	0.24	0.49	5.32	0.01	27.37	-2.77
Inferred	122	32.57	30.28	2.34	0.41	47.12	67.6	0.24	0.62	4.91	0.01	27.43	-2.68
Total	434.5	36.01	31.42	2.02	0.35	46.52	67.43	0.24	0.52	5.17	0.01	27.34	-2.75

- Source: ACS 28/11/12 ASX Announcement
- Small discrepancies may occur due to rounding effects
- Calculated on the fresh zone, 15% DTR weight recovery cut off

GOLD RESOURCES

There was no change to the Company's gold resources during FY2020.

Table: Norseman Project (at 0.5 g/t Au lower cut off)

Deposit	JORC 2004 Category											
	Measured			Indicated			Inferred			Total		
	Ore (t)	Grade (g/t)	Total (Oz)	Ore (t)	Grade (g/t)	Total (Oz)	Ore (t)	Grade (g/t)	Total (Oz)	Ore (t)	Grade (g/t)	Total (Oz)
Iron Duke	450,900	1.8	25,300	272,500	1.6	14,000	126,500	1.6	6,400	850,000	1.7	45,700
Surprise	299,200	1.4	13,300	137,600	1.3	5,900	94,300	1.2	3,600	531,100	1.3	22,800
Total	750,100	1.6	38,600	410,100	1.5	19,900	220,800	1.4	10,000	1,381,000	1.5	68,500

Table: Norseman Project (at 1 g/t Au lower cut off)

Deposit	JORC 2004 Category											
	Measured			Indicated			Inferred			Total		
	Ore (t)	Grade (g/t)	Total (Oz)	Ore (t)	Grade (g/t)	Total (Oz)	Ore (t)	Grade (g/t)	Total (Oz)	Ore (t)	Grade (g/t)	Total (Oz)
Iron Duke	328,300	2.1	22,200	213,700	1.8	12,500	111,100	1.7	6,000	653,200	1.9	40,700
Surprise	210,800	1.6	10,900	111,900	1.4	5,200	63,500	1.4	2,800	386,200	1.5	18,800
Total	539,100	1.9	33,100	325,600	1.7	17,700	174,600	1.6	8,800	1,039,400	1.8	59,500

- Source: ACS 26/11/2012 ASX Announcement
- Small discrepancies may occur due to rounding effects



The Mineral Resource estimate for the Magnetite Range and Norseman Gold Projects was prepared and first disclosed under the JORC Code 2004. They have not been updated since to comply with the JORC Code 2012 on the basis that the information has not materially changed since it was last reported.

MINERAL RESOURCE AND ORE RESERVE CORPORATE GOVERNANCE

Due to the nature, stage and size of the Company's existing projects, ACS believe there would be no efficiencies gained by establishing a separate committee responsible for reviewing and monitoring the Company's processes for calculating Mineral Resources and Ore Reserves and for ensuring that the appropriate internal controls are applied to such calculations.

However, the Company ensures that data collected and utilised, and all Mineral Resource or Ore Reserve Estimations, are supervised and prepared by Competent Persons in accordance with JORC Code.

The Company will report any future Mineral Resource and Ore Reserves updates in accordance with the 2012 JORC Code.

COMPETENT PERSONS STATEMENTS

For the Year Ended 30 June 2020

Competent Persons Statement – Magnetite Range Project

The information that relates to Mineral Resources at the Magnetite Range Iron (magnetite) Ore Project is based on a resource estimate that was prepared by Mr Stephen Hyland of Ravensgate Mineral Industry Consultants. Mr Hyland is a Fellow of the Australasian Institute of Mining and Metallurgy. The preparation was supervised by Mr G Rodney Dale FRMIT of PROMET Engineers Pty Ltd. Mr Dale is a Fellow of the Australasian Institute of Mining and Metallurgy. Mr Hyland takes overall responsibility for the Resource Estimate; Mr Dale takes responsibility for the geological model. Mr Hyland and Mr Dale have sufficient experience which is relevant to the style of mineralisation and type of deposit under consideration and to the activity they are undertaking to qualify as Competent Persons as defined in the 2004 Edition of the Australasian Code for Reporting of Exploration Results, Mineral Resources and Ore Reserves. Mr Hyland and Mr Dale consent to the inclusion in this report of the matters based on their information (and the public reporting of these statements) in the form and context that the information appears.

Competent Persons Statement – Norseman Project

The information that relates to Mineral Resources at the Norseman Gold Project is based on a resource estimate that was prepared by Mr Stephen Hyland of Ravensgate Mining Industry Consultants. Mr Hyland is a Fellow of the Australian Institute of Mining and Metallurgy. Mr Hyland has sufficient experience which is relevant to the style of mineralisation and type of deposit under consideration and to the activity which he is undertaking to qualify as a Competent Person as defined in the 2004 Edition of the Australasian Code for Reporting of Exploration Results, Mineral Resources and Ore Reserves. Mr Hyland consents to the inclusion in this report of the matters based on his information (and the public reporting of these statements) in the form and context that the information appears.

Competent Persons Statement – Annual Mineral Reserves and Resources Statement

The Mineral Resources and Ore Reserves statement in this Annual Report is based on, and fairly represents, information and supporting documentation prepared by a competent person or persons. The Mineral Resources and Ore Reserves statement as a whole has been approved by Ms G Morton, who is a full-time employee of the Company and a Member of the Australian Institute of Geoscientists. Ms Morton consents to the inclusion of the Mineral Resources and Ore Reserves statement in the form and context in which it appears in this Annual Report.



For Year Ended 30 June 2020

WESTERN AUSTRALIA

All of the Company's projects are located within Western Australia.

TENEMENT PARTICULARS	PROJECT	INTEREST AT BEGINNING OF QUARTER	ACQUIRED	INTEREST AT END OF QUARTER
	LOCATION			
E59/875	Mt Gibson	100%	22/03/2006	100%
M59/166	Mt Gibson	100%	5/10/1989	100%
L59/106	Mt Gibson	100%	1/08/2012	100%
E59/2303	Mt Gibson	100%	31/08/2018	100%
E59/2043	Mt Gibson	100%	18/06/2015	100%
M63/225	Norseman	100%	4/01/1991	100%
M63/226	Norseman	100%	4/01/1991	100%
M63/229	Norseman	100%	19/11/1990	100%
M63/247	Norseman	100%	4/12/1992	100%
M63/369	Norseman	100%	1/07/2011	100%
M63/657	Norseman		Application	
P63/1642	Norseman	100%	6/06/2008	100%
P63/1380	Norseman	100%	5/09/2007	100%
P63/1381	Norseman	100%	5/09/2007	100%
P63/1383	Norseman	100%	5/09/2007	100%
P63/1384	Norseman	100%	5/09/2007	100%
P63/1893	Norseman	100%	3/09/2012	100%
P63/1904	Norseman	100%	7/09/2012	100%
P63/1997	Norseman	100%	4/07/2016	100%
P63/2052	Norseman	100%	26/10/2017	100%
P63/2154	Norseman	100%	23/02/2020	100%
P63/2200	Norseman	100%	Application	
P63/2191	Norseman	100%	Application	
E59/2423	Mt Gibson	100%	Application	
E59/2044	Mt Gibson	100%	Expired	



"This page is left blank intentionally"

