

ASX:RXL



# Investor Presentation

General Meeting

28 June 2021

Alex Passmore | Managing Director



# Disclaimers



## Forward-Looking Statements

*This presentation has been prepared by Rox Resources Limited. This document contains background information about Rox Resources Limited current at the date of this presentation. The presentation is in summary form and does not purport to be all inclusive or complete. Recipients should conduct their own investigations and perform their own analysis in order to satisfy themselves as to the accuracy and completeness of the information, statements and opinions contained in this presentation.*

*This presentation is for information purposes only. Neither this presentation nor the information contained in it constitutes an offer, invitation, solicitation or recommendation in relation to the purchase or sale of shares in any jurisdiction.*

*This presentation may not be distributed in any jurisdiction except in accordance with the legal requirements applicable in such jurisdiction. Recipients should inform themselves of the restrictions that apply in their own jurisdiction. A failure to do so may result in a violation of securities laws in such jurisdiction.*

*This presentation does not constitute investment advice and has been prepared without taking into account the recipient's investment objectives, financial circumstances or particular needs and the opinions and recommendations in this presentation are not intended to represent recommendations of particular investments to particular persons. Recipients should seek professional advice when deciding if an investment is appropriate. All securities transactions involve risks, which include, amongst others, the risk of adverse or unanticipated market, financial or political developments.*

*To the fullest extent permitted by law, Rox Resources Limited, its officers, employees, agents and advisers do not make any representation or warranty, express or implied, as to the currency, accuracy, reliability or completeness of any information, statements, opinions, estimates, forecasts or other representations contained in this presentation. No responsibility for any errors or omissions from this presentation arising out of negligence or otherwise is accepted.*

*This presentation may include forward-looking statements. Forward-looking statements are only predictions and are subject to risks, uncertainties and assumptions which are outside the control of Rox Resources Limited. Actual values, results or events may be materially different to those expressed or implied in this presentation. Given these uncertainties, recipients are cautioned not to place reliance on forward looking statements. Any forward looking statements in this presentation speak only at the date of issue of this presentation. Subject to any continuing obligations under applicable law and the ASX Listing Rules, Rox Resources Limited does not undertake any obligation to update or revise any information or any of the forward looking statements in this presentation or any changes in events, conditions or circumstances on which any such forward looking statement is based.*

## Competent Person Statements

### Exploration Results

*The information in this report that relates to previous Exploration Results, was either prepared and first disclosed under the JORC Code 2004 or under the JORC Code 2012 and has been properly and extensively cross-referenced in the text to the date of original announcement to ASX. In the case of the 2004 JORC Code Exploration Results and Mineral Resources, they have not been updated to comply with the JORC Code 2012.*

### Resource Statements

*The information in this report that relates to gold Mineral Resources for the Mt Fisher project was reported to the ASX on 11 July 2018 (JORC 2012). Rox confirms that it is not aware of any new information or data that materially affects the information included in the announcement of 11 July 2018, and that all material assumptions and technical parameters underpinning the estimates in the announcement of 11 July 2018 continue to apply and have not materially changed.*

*The information in this report that relates to gold Mineral Resources for the Youanmi Gold project was reported to the ASX on 23 June 2021 (JORC 2012). Rox confirms that it is not aware of any new information or data that materially affects the information included in the announcement of 23 June 2021, and that all material assumptions and technical parameters underpinning the estimates in the announcement of 23 June 2021 continue to apply and have not materially changed.*

*The information in this report that relates to nickel Mineral Resources for the Fisher East project was reported to the ASX on 5 February 2016 (JORC 2012). Rox confirms that it is not aware of any new information or data that materially affects the information included in the announcement of 5 February 2016, and that all material assumptions and technical parameters underpinning the estimates in the announcement of 5 February 2016 continue to apply and have not materially changed.*

*The information in this report that relates to nickel Mineral Resources for the Collurabie project was reported to the ASX on 18 August 2017 (JORC 2012). Rox confirms that it is not aware of any new information or data that materially affects the information included in the announcement of 18 August 2017, and that all material assumptions and technical parameters underpinning the estimates in the announcement of 18 August 2017 continue to apply and have not materially changed.*

# Disclaimers



## Cautionary Statement – Scoping Study Parameters

*The updated Scoping Study released to the ASX on the 10<sup>th</sup> of October 2018 is based on low-level technical and economic assessments, and is insufficient to support estimation of Ore Reserves or to provide assurance of an economic development case at this stage, or to provide certainty that the conclusions of the updated Scoping Study will be realised.*

*The updated Scoping Study and the production targets derived from the updated Scoping Study are preliminary in nature as the conclusions are drawn on Inferred Mineral Resources (12%) and Indicated Mineral Resources (88%).*

*The Indicated Mineral Resources and Inferred Mineral Resources underpinning the conclusions from the updated Scoping Study, including the production targets, have been prepared by a competent person in accordance with the requirements of JORC Code 2012 Edition. This announcement does not include an estimate of Ore Reserves as the supporting modifying factors have not been determined to a sufficient level of confidence.*

*Some (12%) of the Mineral Resources used in the study are Inferred Mineral Resources. When subset to the Resources in the Mining Plan there are only 4.2% Inferred Resources. There is a lower level of geological confidence associated with Inferred Mineral Resources and there is no certainty that further exploration work will result in the determination of Indicated Mineral Resources or that the predictions of expected costs or production rates contained herein, and the production targets themselves, will be realised.*

*Unless otherwise stated all financial figures are in Australian dollars, are undiscounted and are not subject to inflation or escalation factors. All years are calendar years.*

*At this stage no toll milling agreement has been negotiated and there is no certainty that an acceptable toll milling agreement can be negotiated.*

*The forward nickel price and exchange rate assumptions in this report are based on a careful consideration of market forecasts and consensus by a number of third parties. There is no guarantee that this nickel price or exchange rate will be realised.*

*The Company has concluded that there is a reasonable basis for providing the forward-looking statements included in this report and detailed reasons for that conclusion are contained herein. The Company cautions though that there is no certainty that the forecast financial information or production targets will be realised. Material assumptions underpinning the production target and forecast financial information derived from the production targets are set out in this announcement.*

*The Study referred to in this announcement is a technical and economic investigation of the viability of the Fisher East Project. It is based on low accuracy technical and economic assessments, (+/- 35% accuracy) and is insufficient to support estimation of Ore Reserves or to provide assurance of an economic development case at this stage, or to provide certainty that the conclusions of the Study will be realised. The Production Target referred to in this presentation is based on JORC Resources which are approximately 96% Indicated and 4% Inferred. The mine plan has been generated using stope optimisation and averaging of grades over multiple year periods prior to the application of mining dilution. To achieve the outcomes indicated in this study initial funding in the order of A\$48 to A\$87 million is likely to be required. Investors should note that there is no certainty that Rox will be able to raise funding when needed. It is also possible funding may only be available on terms that may be dilutive to or otherwise effect the value of Rox's shares.*

# Investment Highlights



- ◆ Quality high grade resource at flagship project, Youanmi (1.7Moz at 2.85 g/t) <sup>(1)</sup>
- ◆ Strong potential for resource growth
- ◆ Feasibility studies commenced into restart of Youanmi
- ◆ Attractive entry price (\$50 per attributable resource ounce)
- ◆ Cornerstone investment by Hawkes Point

Notes:

(1) Refer ASX announcement 23 June 2021

# Corporate Information



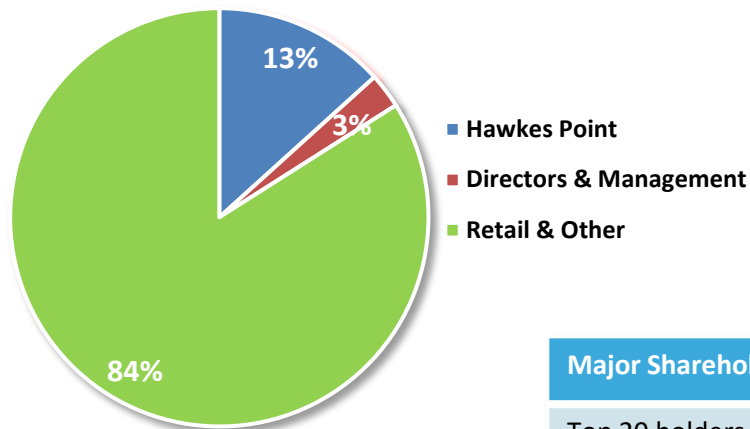
## About Rox Resources

Rox Resources Limited (ASX:RXL) owns advanced gold and nickel exploration projects in Western Australia. The Company owns a majority stake (70%) in the Youanmi Gold Project (OYG JV) with JV Partner Venus Metals Corporation Limited ("VMC") holding the remaining 30%. Rox also owns the Mt Fisher Gold Project, the Fisher East and Collurabbbie Nickel Projects.

### Capital Structure

ASX Code:	RXL
Shares on Issue:	2,364M
Shares on Issue (post consol.):	158M
Share Price:	A\$0.031
Unlisted Options:	317M
Market Capitalisation:	\$73M
Cash & Receivables*:	\$18.14M
Debt:	Nil

### Shareholders



### Major Shareholders

Top 20 holders	27%
Top 70 holders	41%

#### Note:

\*A\$3.75 million deferred payment from Teck for Reward sale and

\$14.39 million in cash (as at 31 March 2021)



# Experienced Team



## Board


---



**Stephen Dennis**  
Non-Executive Chairman



**Alex Passmore**  
Managing Director



**John Mair**  
Non-Executive Director

## Management


---



**Chris Hunt**  
Chief Financial Officer

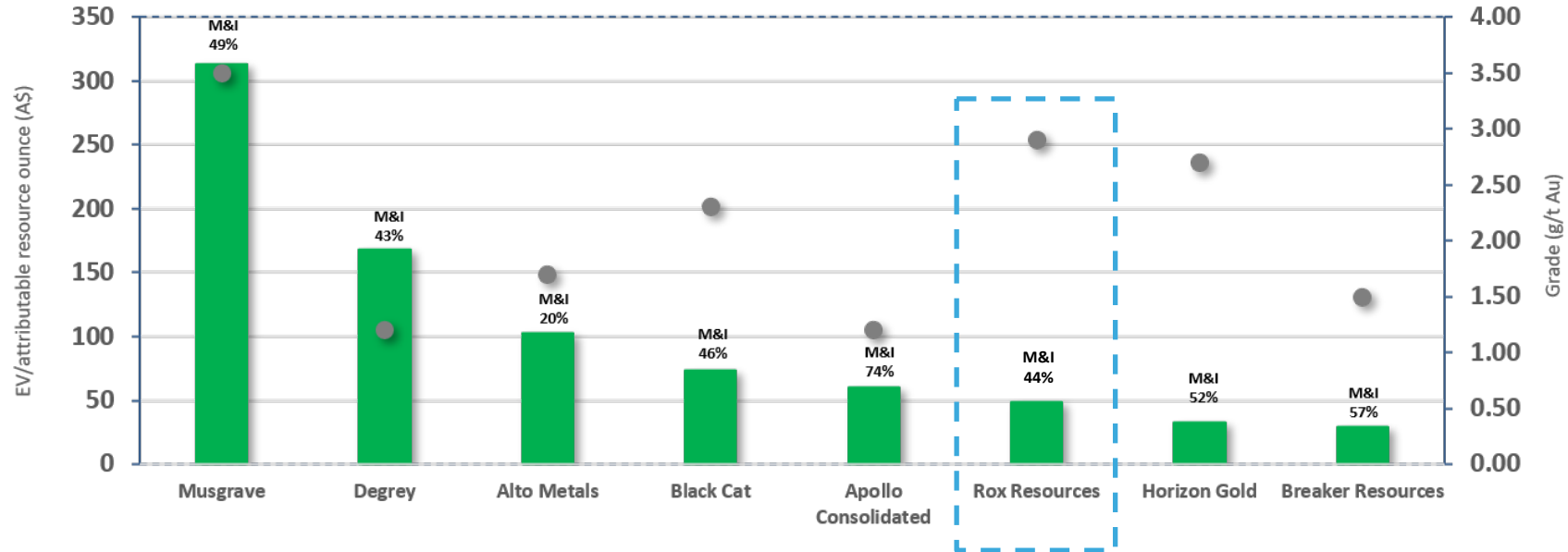


**Matthew Antill**  
General Manager  
Operations



**Gregor Bennett**  
Exploration Manager

# Comparable Gold Explorers <sup>(1), (2), (3)</sup>

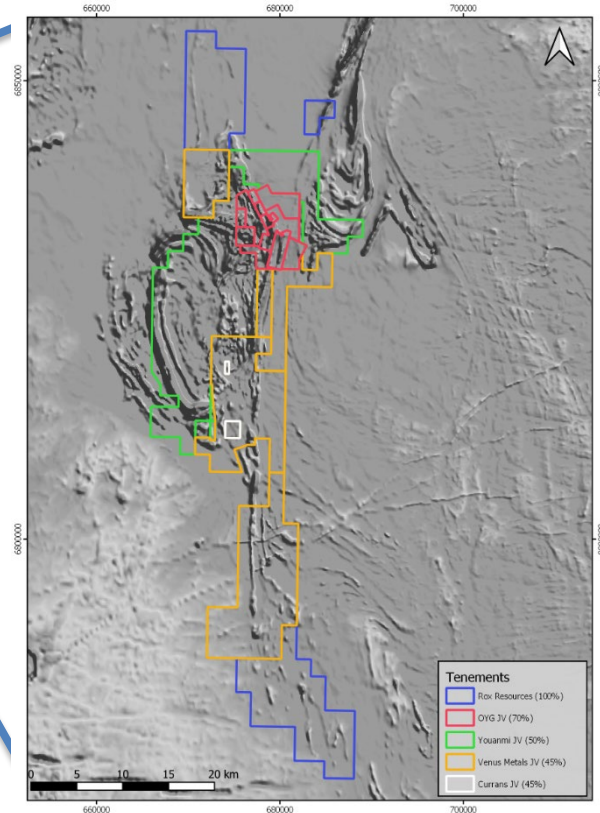
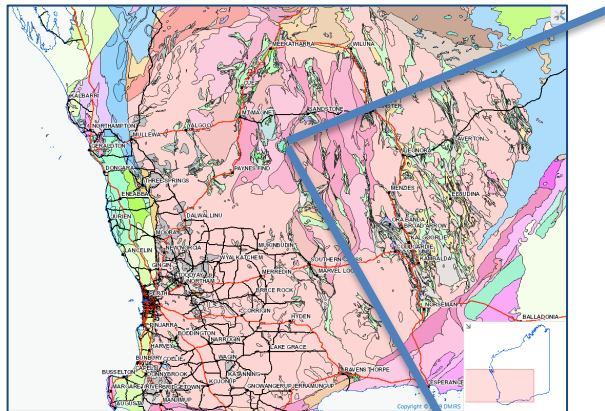


## Notes:

1. Enterprise value calculated as follows:
  - closing share prices for all entities as at 25 June 2021
  - cash and debt balances as at 31 March 2021, sourced from respective Quarterly Reports
2. Resources are sourced from the most recent ASX announcements from each entity
3. Each entity is considered comparable to Rox Resources Limited stage which is exploration and scoping study phase

# Youanmi Gold Project

- Rox holds a 70% interest in the Youanmi Gold Mine (OYG Joint Venture). It is the manager of the JV.
- Previously produced 670,000 ounces at 5.4g/t Au; closure in 1997 when gold price was A\$400/oz – A\$450/oz
- Last parcel of ore mined underground at Youanmi (November 1997) was at 14.6g/t Au grade
- Existing decline in place – to about 600 metres below ground
- Quality, high-grade resource recently announced (1.7Moz at 2.85 g/t) <sup>(1)</sup>



Notes:

(1) Refer ASX announcement 23 June 2021

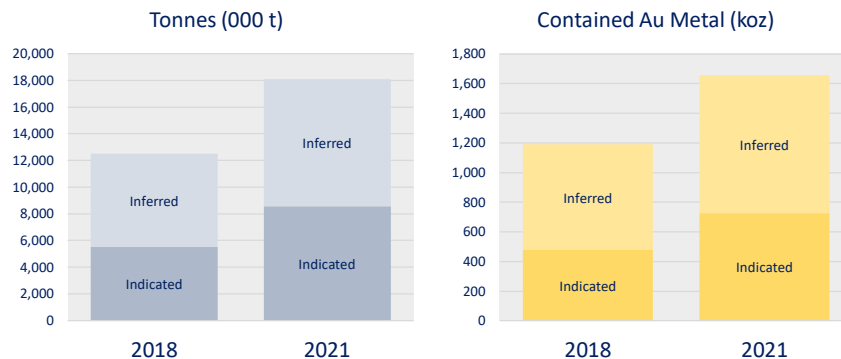


# Mineral Resource - June 2021

- Yuanmi Total Mineral Resources increased by 466 koz (+39%) to 1,656 koz of contained gold (Au).
- Junction and Link mineralisation to be incorporated in later models.
- \$16 per ounce discovery cost for this addition to the resource, well below industry averages.
- Grace Maiden Resource defined to contain 109koz of contained gold at 7 g/t Au with upside potential remaining.
- Near Surface Resource increased by 50% to 800koz Au in total.
- Deeps Resource shows impressive growth (+30%) to 856koz Au with high grades preserved (7.9g/t Au resource average)
- Increase in Au metal ounces per vertical metre for Yuanmi Deeps over key potential mining depths

Area	Classification	Cut-Off	Tonnes (dmt)	Au Grade (g/t)	Au Metal (oz)	Change in Au Metal (%)	Previously (Widenbar 2018) Tonnes (dmt)	Au Grade (g/t)	Au Metal (oz)
Near Surface	Indicated	0.5 g/t*	7,470,000	1.81	434,000	up 63%	4,720,000	1.76	266,200
Deeps	Indicated	4.0 g/t	1,097,000	8.23	290,200	up 38%	808,000	8.1	210,200
<b>SubTotal</b>	<b>Indicated</b>		<b>8,567,000</b>	<b>2.63</b>	<b>724,200</b>	<b>up 52%</b>	<b>5,528,000</b>	<b>2.68</b>	<b>476,400</b>
Near Surface	Inferred	0.5 g/t*	7,240,000	1.57	366,000	up 37%	5,360,000	1.55	266,500
Deeps	Inferred	4.0 g/t	2,279,000	7.73	566,200	up 26%	1,605,000	8.7	447,700
<b>SubTotal</b>	<b>Inferred</b>		<b>9,519,000</b>	<b>3.05</b>	<b>932,200</b>	<b>up 31%</b>	<b>6,965,000</b>	<b>3.19</b>	<b>714,200</b>
Near Surface	Ind + Inf	0.5 g/t*	14,710,000	1.69	800,000	up 50%	10,070,000	1.65	532,700
Deeps	Ind + Inf	4.0 g/t	3,377,000	7.89	856,300	up 30%	2,413,000	8.48	657,900
<b>Near Surface + Deeps</b>	<b>Ind + Inf</b>		<b>18,087,000</b>	<b>2.85</b>	<b>1,656,300</b>	<b>up 39%</b>	<b>12,483,000</b>	<b>2.97</b>	<b>1,190,600</b>

\* Grace 1.5 g/t Cutoff

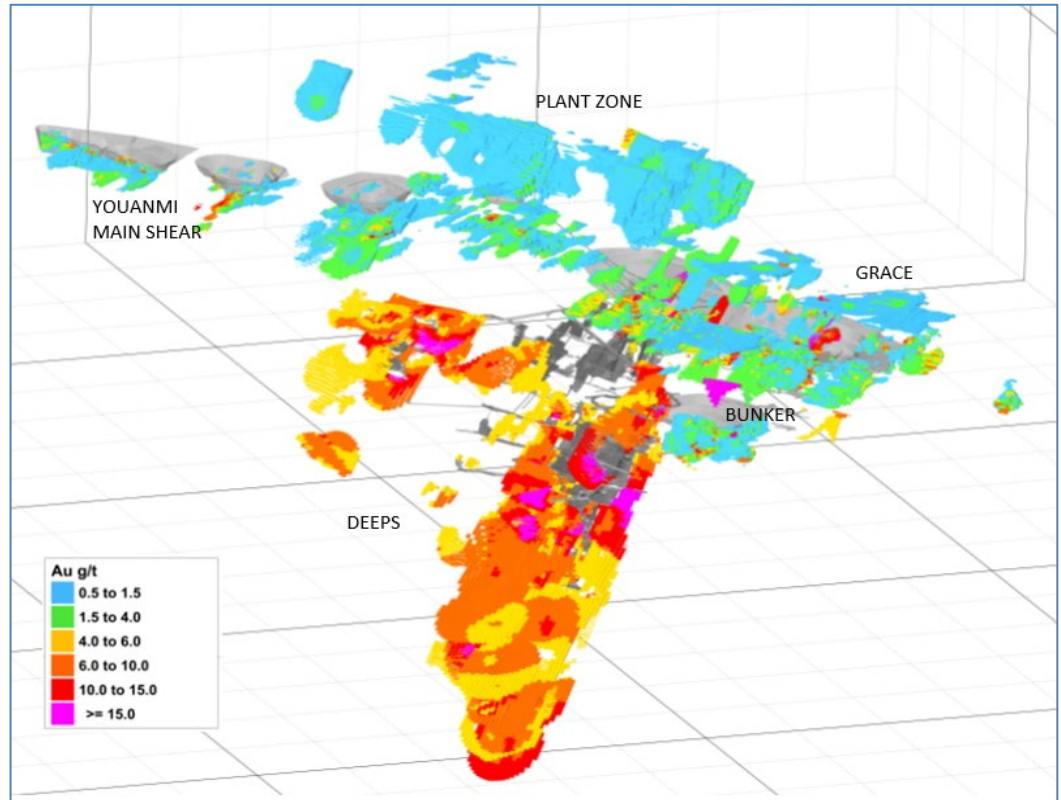


## Note

- Refer ASX Announcements dated 17 April 2019 and 23 June 2021 for full details of Yuanmi mineral resources

# Resource Observations

- Resources start from surface and in many cases do not require a pit cutback (Grace, Plant Zone, Hill End)
- Opportunity for a high grade starter pit (Grace, and potentially Hill End) followed by a high grade underground (using 1990's decline as a starting point)
- Parallel lodes in the hanging wall a key growth opportunity and adds ounces per vertical metre (lower capital to access)
- Longer term – larger scale open pit expansion opportunity
- Exploration is ongoing with Resource growth likely to continue



# Infrastructure

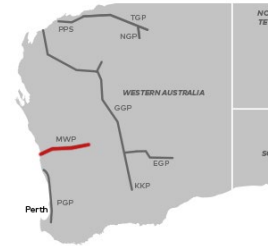
**The Youanmi Project includes a developed underground mine (dewatering required) and surface infrastructure including:**

- Access roads (sealed roads 90km from mine gate)
- Airstrip
- Core shed and workshop
- Borefield
- Tailings disposal facility
- Mine offices
- Process water available from local aquifers
- Mine village - well equipped for exploration crews.

**With a history of mining Youanmi is classified as a disturbed site and is on existing mining leases**

- Environmental approvals for development a straightforward process
- Well understood mining considerations (wall stability, angles etc.)

## Midwest Pipeline & Road Infrastructure



- Spur line to Mount Magnet has a 4.1TJ/D capacity (APA Group)
- State road network established to/through Youanmi. Sealed road to 90 km from Youanmi Site
- Close to mining service towns
- Very good state roads accessing the site

## Youanmi Camp





# Progress to date

- More than 48,000 metres of drilling in the past 18 months
- Substantial 39% increase in resource to 18.1M tonnes @ 2.85g/t Au for 1.7 million ounces <sup>(1)</sup>
- Low discovery cost of just \$16 per resource ounce, well below industry averages
- Cash injection from major international funds manager Hawke's Point (A\$11m)
- Experienced management team appointed
- Commenced feasibility studies into Youanmi restart

## Youanmi Gold Project



### Notes

(1) Refer ASX Announcements dated 17 April 2019 and 23 June 2021

See Appendix 1 for full resource details

# Youanmi Next Steps



- Feasibility Studies into optimal production scenarios including:
  - Metallurgical test work;
  - Processing plant design;
  - Pit optimisation;
  - Dewatering and geotechnical studies;
  - Waste rock characterisation; and
  - Environmental baseline testing
- Focussed on growing the resource base and progressing feasibility studies with the aim of restarting production at the Youanmi gold mine
- In parallel undertaking extensive regional and near-mine drilling in parallel with these studies – resource growth is expected to continue
- Exploring for Penny West style deposits regionally with Rox managing our regional JVs
  - Target reviews have identified compelling regional anomalies
  - 22,000m of Aircore Drilling commencing imminently

# Demerger & Listing of Nickel Assets -> Cannon Resources



- Cannon Resources to progress the nickel assets of Rox
- Shareholders to receive an in-specie distribution of the demerged company on the basis of 1 x 20c CNR share for 64 RXL shares held (pre-consolidation)
- Shareholders have the first right to participate in the funding of Cannon Resources via the Priority Offer (on the allocation basis of 1 x 20c CNR share for 78 RXL shares held)
- Rox and its shareholders to have all the exposure to Cannon Resources if they choose
- New corporate vehicle and funding mechanism for the nickel assets

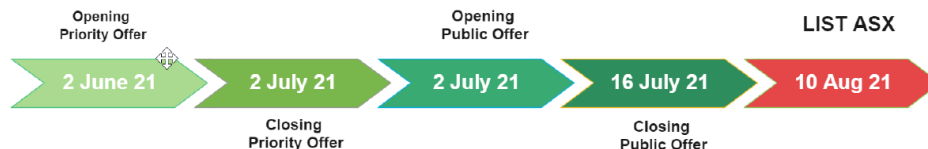
## Capital Structure

Existing shares on issue: 45M Shares @ \$0.20 for \$9M (EV)  
(81% In-Specie)

Priority Offer: 30M Shares @ \$0.20 for \$6M (new funding)

TOTAL Market Cap \$15M (\$5.5M in cash after costs)

## Timetable





# Investment Highlights



- ◆ Quality high grade resource at flagship project, Youanmi (1.7Moz at 2.85 g/t) <sup>(1)</sup>
- ◆ Strong potential for resource growth
- ◆ Feasibility studies commenced into restart of Youanmi
- ◆ Attractive entry price (\$50 per attributable resource ounce)
- ◆ Cornerstone investment by Hawkes Point

Notes:

(1) Refer ASX announcement 23 June 2021



ASX:RXL



Rox Resources Limited  
Level 2, 87 Colin Street, West Perth, WA, 6005  
T: (08) 9226 0044 F: (08) 9322 6254  
E: [admin@roxresources.com.au](mailto:admin@roxresources.com.au)  
W: [www.roxresources.com.au](http://www.roxresources.com.au)

Follow us:



# Appendix 1 - Mineral Resources

## Youanmi Resources Remaining June 2021 (ASX:RXL 23 June 2021)

Area	Classification	Cut-off (g/t)	Tonnes (dmt)	Au Grade (g/t)	Au Metal (oz)
Near Surface	Indicated	0.5*	7,470,000	1.81	434,000
Deeps	Indicated	4.0	1,097,000	8.23	290,200
<b>Sub-total</b>	<b>Indicated</b>		<b>8,567,000</b>	<b>2.63</b>	<b>724,200</b>
Near Surface	Inferred	0.5*	7,240,000	1.57	366,000
Deeps	Inferred	4.0	2,279,000	7.73	566,200
<b>Sub-total</b>	<b>Inferred</b>		<b>9,519,000</b>	<b>3.05</b>	<b>932,200</b>
Near Surface	Ind + Inf	0.5*	14,710,000	1.69	800,000
Deeps	Ind + Inf	4.0	3,377,000	7.89	856,300
<b>Total</b>	<b>Ind + Inf</b>		<b>18,087,000</b>	<b>2.85</b>	<b>1,656,300</b>

### Notes

\* Grace 1.5 g/t cutoff

The information in this report that relates to gold Mineral Resources for the Youanmi Gold project was reported to the ASX on 23 June 2021 (JORC 2012). Rox confirms that it is not aware of any new information or data that materially affects the information included in the announcement of 23 June 2021, and that all material assumptions and technical parameters underpinning the estimates in the announcement of 23 June 2021 continue to apply and have not materially changed.

The ASX release can be viewed at <https://www.asx.com.au/asx/statistics/displayAnnouncement.do?display=pdf&id=02387031>. Rox is of the view that as the resource estimate is JORC 2012 compliant, was prepared in the last 12 months, indicates the Modifying factors which remain relevant, and the estimate was prepared by well-known and industry respected Competent Persons for the Youanmi Near Surface Deposits and Youanmi Deeps Mineral Resource, the Mineral Resource estimate can be relied upon.



# Appendix 2 - Mineral Resources



## Fisher East Nickel (ASX:RXL 5 February 2016)

Deposit	Category	Tonnes (Mt)	Ni%	Ni (kt)
Camelwood	Indicated	1.7	2.0	34.0
	Inferred	0.3	1.5	5.0
	<b>Total</b>	<b>2.0</b>	<b>1.9</b>	<b>39.0</b>
Cannonball	Indicated	0.24	2.9	7.0
	Inferred	0.02	1.9	0.3
	<b>Total</b>	<b>0.26</b>	<b>2.8</b>	<b>7.3</b>
Musket	Indicated	1.8	1.7	30.0
	Inferred	0.1	1.5	1.5
	<b>Total</b>	<b>1.9</b>	<b>1.7</b>	<b>31.6</b>
<b>TOTAL</b>	<b>Indicated</b>	<b>3.7</b>	<b>1.9</b>	<b>71.0</b>
	<b>Inferred</b>	<b>0.5</b>	<b>1.5</b>	<b>7.0</b>
	<b>Total</b>	<b>4.1</b>	<b>1.9</b>	<b>78.0</b>

Fisher East: 1.0% Ni block cut-off grade.  
Values may not sum due to rounding.

## Olympia Nickel-Copper-PGE (ASX:RXL 18 August 2017)

Tonnes (kt)	Ni%	Cu%	Co ppm	Pd ppm	Ptpp m	NiEq %*	NiEq (kt)	Pd+Pt (koz)
573	1.6	1.2	820	1.5	0.85	2.2	13.5	43.0

Olympia: 1.0% Ni block cut-off grade.  
Values may not sum due to rounding.

*Information provided as required by section 50 of the JORC Code 2012*

\*NiEq = (Ni grade x Ni price x Ni recovery + Cu grade x Cu price x Cu recovery) / (Ni price x Ni recovery)

Where Ni price = US\$13,000/t, Cu price = US\$6,300/t (as of 10 October 2018)

Ni recovery = 85%, Cu recovery = 85%

Metallurgical recoveries based on results from deposits with similar mineralogy, e.g. Savannah (83% recovery for both Ni and Cu), and Nova (88% recovery for both Ni and Cu). In general, the metallurgical recoveries of nickel and copper are similar, so the factors cancel each other out in the metal equivalent calculation. In addition, metallurgical recoveries at the Fisher East project average 88% for nickel.

It is the Company's reasonable opinion that all metals in the metal equivalent will be able to be recovered and sold, as they are at Savannah and Nova.

# Appendix 3 - Mineral Resources

## Mt Fisher Gold (ASX:RXL 11 July 2018)

Deposit	Category	Tonnes	Grade (g/t Au)	Gold (oz)
Moray Reef	Measured	25,521	8.02	6,577
	Indicated	4,930	5.95	943
	Inferred	1,242	3.87	155
	<b>Total</b>	<b>31,693</b>	<b>7.53</b>	<b>7,675</b>
Mt Fisher	Measured	125,605	3.61	14,569
	Indicated	59,533	3.63	6,948
	Inferred	40,934	3.41	4,494
	<b>Total</b>	<b>226,073</b>	<b>3.58</b>	<b>26,011</b>
Damsel	Measured	23,712	2.59	1,974
	Indicated	151,464	2.27	11,060
	Inferred	591,820	2.23	42,339
	<b>Total</b>	<b>766,697</b>	<b>2.25</b>	<b>55,373</b>
TOTAL	<b>Measured</b>	<b>174,838</b>	<b>4.11</b>	<b>23,121</b>
	<b>Indicated</b>	<b>215,928</b>	<b>2.73</b>	<b>18,951</b>
	<b>Inferred</b>	<b>633,997</b>	<b>2.31</b>	<b>46,987</b>
	<b>Total</b>	<b>1,024,762</b>	<b>2.70</b>	<b>89,059</b>

0.8 g/tAu block cut-off grade.

Values may not sum due to rounding.