

2 November 2021

ASX Announcement

**Mastermyne Group Limited (ASX Code: MYE)
("Mastermyne" / "the Company")**

Chairman's Address and Managing Director's Update - 2021 Annual General Meeting

Included below is the Chairman's address to the Annual General Meeting ("AGM") and the Managing Director's Update presentation.

Chairman's Address

Welcome to Mastermyne Group's 2021 Annual General Meeting. I am very pleased to provide an update on the performance of your Company since the last Annual General Meeting. Without doubt, the last twelve months have been the most transformative in the history of Mastermyne.

For many years our traditional contracting business has been the largest in the underground coal industry and it has faced constraints due to limited growth in the value of contestable work. This is why we have invested heavily in the Mine Operations strategy which essentially opens a new market for us. We strongly believe ownership changes will continue to occur in the coal sector. Many of these new owners will come without underground operating capability and they will be looking for companies like ours to fill this gap. Both Crinum Mine and Cook Colliery are examples of this model.

The announcements we have made with regards to the operation of these mines represent a game changer for our business. These projects are long term and material additions to our portfolio of work. Importantly, we will be the Mine Operator at both sites with full control of all work underground. We will work closely with our partners to deliver efficient and cost-effective solutions to running these small mine projects that don't appeal to the large operators in the sector.

The other major development is our entry into the adjacent hard rock industry. This is a natural step for us as most of the required competencies for success are already within our business. Making a significant acquisition brings us the immediate scale to compete that would take years from a purely organic approach. The industry is reasonably consolidated and there are very few entry points. Hence, the acquisition of Pybar Mining Services which is a company with a similar DNA to Mastermyne being a founder led business of a similar age and size to ours. The combination of these businesses will provide additional scale to compete and allow us to leverage competencies from both sectors to improve all aspects of the combined entity. Pybar comes to us with a strong growth outlook as the Australian

mining | products | training

Mastermyne Group Limited: Level 1 Riverside Plaza, 45 River Street, Mackay QLD 4740 // PO Box 1671, Mackay QLD 4740

Email: master@mastermyne.com.au Phone: (07) 4963 0400 Fax: (07) 4944 0822 www.mastermyne.com.au

ABN: 96 142 490 579

underground hard rock sector invests heavily in forward facing commodities such as copper, nickel and zinc.

The inclusion of Crinum, Cook and Pybar will roughly triple our revenues in FY23 when compared to FY21. This increase is expected to deliver a meaningful improvement in shareholder returns over the long term once these operations are brought to a steady state and the Pybar acquisition is fully integrated. Importantly, the combination of these businesses will provide more opportunity for the employees of our Company and help us to attract and retain the talent that continues to deliver these excellent results. On behalf of the Board I wish to thank all employees of the Mastermyne Group for their commitment and dedication during the past twelve months.

Colin Bloomfield

Chairman

Further information:

Tony Caruso – Chief Executive Officer: (07) 4963 0400

Brett Maff – Chief Financial Officer/Company Secretary: (07) 4963 0400

mining | products | training

Mastermyne Group Limited: Level 1 Riverside Plaza, 45 River Street, Mackay QLD 4740 // PO Box 1671, Mackay QLD 4740

Email: master@mastermyne.com.au Phone: (07) 4963 0400 Fax: (07) 4944 0822 www.mastermyne.com.au

ABN: 96 142 490 579

Managing Director Update

Annual General Meeting



November 2021

Tony Caruso, CEO & Managing Director



FY2021 Recap and Operational Update





Recapping the FY2021 Year

We are in great shape

Safety

TRIFR 4.96

Tragic incident at Crinum Mine during September taking the life of a colleague and work mate

FY21 Financials

Inline with Guidance

Revenue \$233m
EBITDA \$22.3m
EBITDA margin 9.6%

Dividend

3.0c Full Year 56% of Net Profit

Maintaining dividend ratio of 40 to 60% of NPAT

Order Book

Totals \$1.1b

\$250m of revenue booked to be delivered in FY22

Mine Operations

Changes the Business

Crinum and Cook Operations ramping up
Significant increase in Revenue and Profit from FY23 as we move to steady state operations

Strategy

Diversify Through Hard Rock

Announced the acquisition of PYBAR Mining Services

Learning & Development

70/20/10

We strongly invested in developing the capability of our people which sets us up for growth

Net Cash

\$19.3m Funds the Growth

Maintained strong balance sheet.
Cash position of \$24.4m as at 30 June 2021

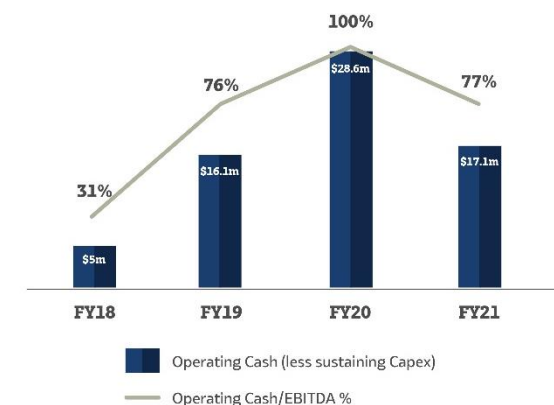


Strong Capital Position

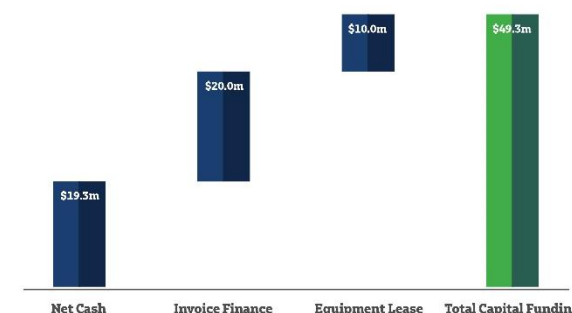
Cash at bank and undrawn facilities will fund growth

Cash at Bank At 30 June	\$24.4m	<ul style="list-style-type: none"> \$4.7m final FY20 and interim FY21 dividend paid to investors Acquisition of minority investors in Mynesight (100% ownership \$0.4m)
Net Cash At 30 June	\$19.3m	<ul style="list-style-type: none"> Maintaining a positive net cash position up to \$20m to ensure strength through market cycles Payout 40-60% of NPAT in dividends to shareholders
Operating Cash At 30 June Operating Cash (Less sustaining Capex)	\$17.1m	<ul style="list-style-type: none"> Strong working capital management supported cash generation from Operating Activities Free cashflow – Operating Cash less sustaining capex (77% Operating Cash/EBITDA%)
FY2021 Capex	\$10.2m	<ul style="list-style-type: none"> \$7.3m net of funding Pay out of remaining Sandvik loaders / acquisition of 4 x second hand Continuous Miners
Available Funding At 30 June	\$49.3m	<ul style="list-style-type: none"> Working capital and equipment lines of \$20m and \$10m respectively Leaves the company extremely well capitalised to service further growth

Operating Cash (Less Sustaining Capex)



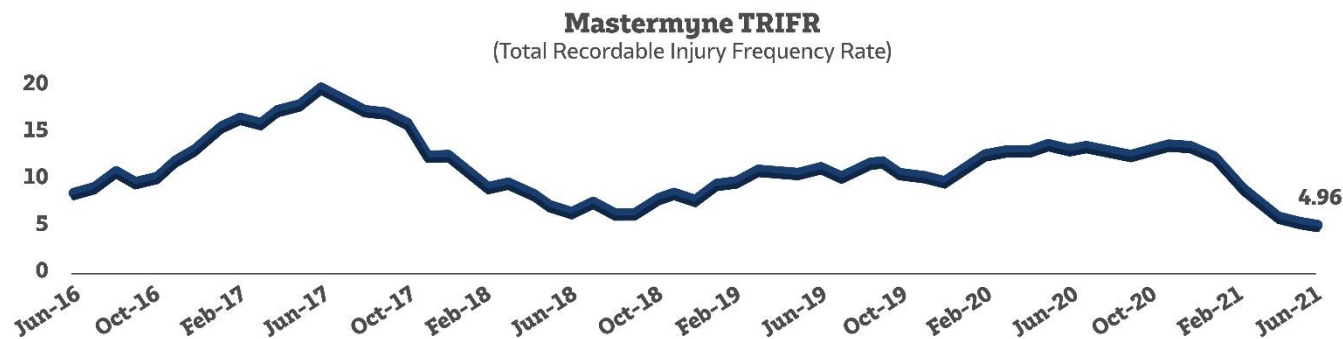
Total Capital Funding Availability



Proactive and Integrated Safety Approach

Continuing to monitor wellbeing of our workforce and staff following the Crinum Event

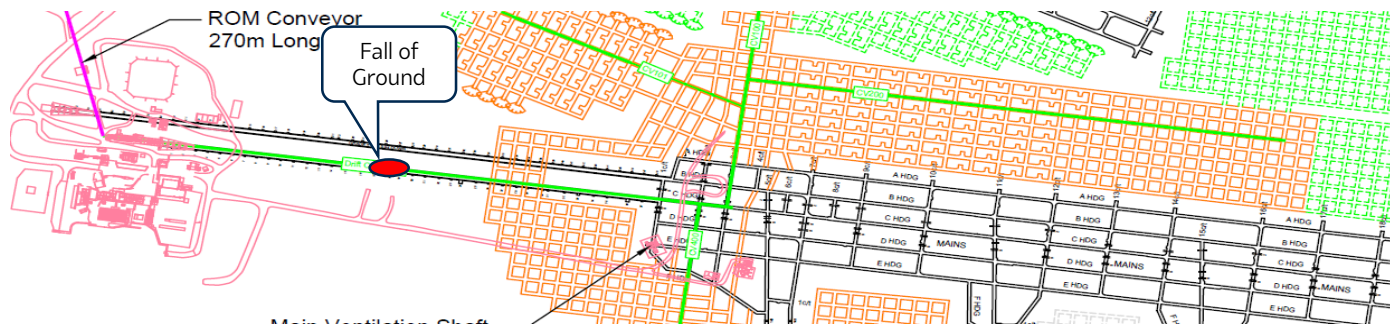
- Tragic incident at Crinum Mine during September
- TRIFR at 4.84 at end of September
- Health & Safety approach is built around strong psychological safety principles which is making the difference
- Continuing our journey towards becoming a recognisable High Reliability Organisation (HRO)
- Managing the changed risk profile with the appointment to Coal Mine Operator
- Maintained certification (AS14001, AS45001, AS9001) across the Mastermyne Group accreditation regime



Crinum Mine Operations Update

Surface work has recommenced at the site

- Fall of ground occurred approx. 400mtrs down the 800mtr long conveyor drift with the fallen ground contained to a very discrete area of the drifts
- Over the past 3 months we have safely remediated several similar localised falls in this area with this being the last area to be repaired
- Access to both drifts is temporarily suspended pending the finalisation of investigations and completion of the safe re entry plan
- First coal production is forecast to be delayed by approx. 12 weeks
- No changes expected to the underground mine support plan or production methodology as a consequence of the fall of ground in the drift
- Overhauls and Surface work is continuing while we work with authorities towards the safe re entry of the mine
- FY2022 guidance maintained



Contract executed for
~ 7 year term to re-
establish and operate
underground mine at
Crinum

Total Contract Value
of \$600-660 million,
delivering \$80-\$100
annual revenue

180 full time
personnel
at full
production

11 million
tonnes of
ROM

Cook Colliery Mine Operations Update

Early works progressing well and mining contract being finalised

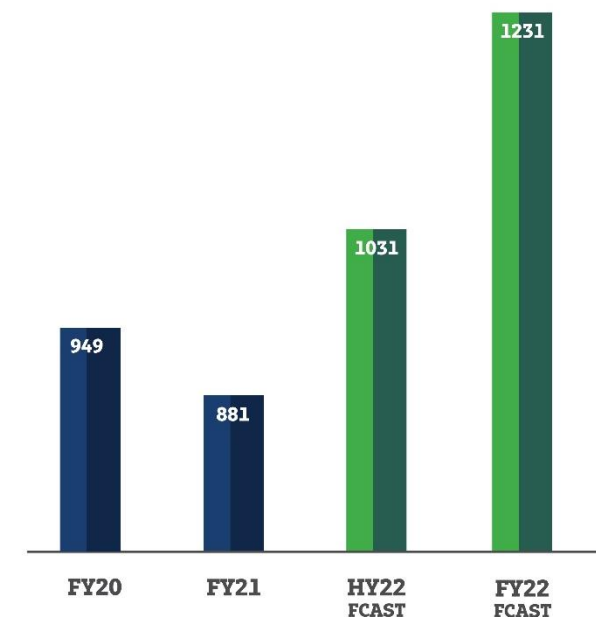
- Stage 1 works are well underway to bring the operation out of care and maintenance and transitioning back into production
- Well progressed with the Mining Services Contract and no changes to the commercial model
- Production forecast to commence late 3rd quarter FY2022
- Contract term expected to be similar to Crinum
- Recruitment for Stage 1 work is progressing well with most key roles now on boarded.
- All key equipment has been sourced and is currently being relocated to workshops in preparation for use under the mining contract
- Some ancillary non production equipment has been identified at the site and will be free issued by the client

Contract Operations Update

Contracting business performed well despite some headwinds

- Labour headcount increased to 943 at end of September (included Crinum and Cook Operations)
- Mastermyne Contracting business remains very stable with no material changes to the order book
- Wilson Mining business has had a strong start to the year and continues to increase market share
- Mynesight RTO business is seeing strong enquiries as a result of increasing demand for training and upskilling of labour resources across all sectors
- Contracts extended on Integra, Broadmeadow, Moranbah North Chemicals and Tahmoor
- In discussion with key clients to extend remaining major contracts
- Labour market for underground coal is tightening but not causing major resourcing issues to date

FY21 Workforce Numbers



Acquisition of PYBAR Mining Services



mastermyne

stronger values. greater results.



Reinforcing Acquisition Highlights



Leading mining services group: Creates a specialised but diversified underground mining services group with the proposed acquisition of hard rock mining specialist, PYBAR mining services for an enterprise value of \$99.0m¹



Leveraging core competencies: PYBAR is a leading Australian underground hard rock mining services business with a business model strongly aligned to Mastermyne's



Broadening commodity exposures: Combined group underlying commodity profile counters current single commodity exposure, with incorporation of metalliferous exposure



Material entry into hard rock mining: PYBAR is one of the larger established mining services contractor's in the hard rock sector with a strong brand presence in the mining community



Platform for growth: Combined group with broader suite of services, equipment and skills provide opportunities to expand addressable markets



Immediately EPS accretive transaction: Forecast EPS accretion of 21% on a FY22F pre-synergies basis

1. This is an estimate only, with the final value subject to various adjustments post Completion.



PYBAR Overview

PYBAR provides mining services nationally, specialising in the underground hard rock mining segment

- Based in Orange, NSW with an office in Sydney and facilities in Perth
- Employs over 1,100 people across the businesses
- Safety vision of an injury-free and healthy workplace
- Order book into FY22 of \$600m+, with a diversified spread of contracts between base and precious metals
- Currently tendering significant work in NSW, WA and QLD
- Future developments and growth within the sector are expected to be driven more by underground operations than surface contract mining, which will benefit PYBAR

PYBAR key highlights



15

Active projects



\$600m+

Order Book



1,100+

Employees



\$400m+

Tender pipeline



14.24

Total Recordable Injury
Frequency Rate (TRIFR)



160+

Units of heavy
mining equipment

Capabilities Snapshot

Complete underground service offering supporting mine development and production



Mine Development



- Boxcut and portal establishment
- Decline, incline and level developments
- Long round rapid development
- Deep, level, intensive support access development
- Mine infrastructure



Raiseboring



- Sizeable and flexible fleet of raiseboring machines provides ability to ream raises for civil works
- Ventilation shafts, Ore passes, Slot holes, Service holes, escape ways
- Shaft steel liners, sealing units and blast canopies



Mine Production



- Boxhole boring machines for slots
- Longhole production and slot raise drilling
- Emulsion explosives and electronic detonators
- Mining electrical services



Shotcreting



- Batching plants, purpose built underground agitators and spray units
- In cycle shotcreting
- Rehabilitation
- Highwall and portal stabilisation



Cable Bolting & Production Drilling



- Purpose built cable bolters, drill and install
- Shaft Lining
- Horseshoe and boom mounted drill configurations
- Production and slot drilling

Equipment Overview

The acquisition includes a modern fleet of highly valued hard rock mining equipment

- Book Value of fleet ~\$57m
- ~40% of major fleet purchased in the last 3 years
- Generic fleet with wide suitability to mine development, and production applications.
- Includes a diverse fleet of Raise Drilling equipment including Raise Drills and Easer Rigs.
- Well regarded brands supported by Australian OEM's



Plant Category:	Type / Size:	Qty
Jumbo Drill	Sandvik twin boom jumbo's including Axera, DD421 and DD422i series drills	16
Production Drill	Sandvik fleet including Solo 7-15F, Solo DL430-7C, DL432i, DL420-15C, DD431-7C, series drills.	8
Cable Bolter	Sandvik DS420, DS421C, series cable bolters, and an Atlas Copco Cabletec LC series drill.	5
Raise Drills	Fleet includes several Atlas Copco Easer Rigs, Herrenknecht RBR400VF and 600VF Raise Drills, and various other raise drills.	9
Underground Loader	Fleet of Caterpillar R1300, R1700, R2900 loaders and several Sandvik LH621's.	20
Underground Truck	Fleet of Caterpillar AD45V to AD60 sized trucks in both conventional and ejector bodies. Several Sandvik TH663's.	25
IT Loader	Fleet of Volvo IT's from L70 to L120 in size.	23
Shotcrete Rig	Mixed fleet of Normet and Jacon spray rigs.	8
Shotcrete Agitator	Mixed fleet of Caterpillar, Elphinstone and Normet Agi's.	5
Light Vehicles	Toyota Fleet.	140
Heavy Vehicle	Mixed fleet of Hino, Isuzu, Mercedes, and Mitsubishi trucks.	8
Grader	Caterpillar fleet of 12H to 140H Graders.	3
Water Cart	Caterpillar and Mitsubishi Water Carts.	2

Financial Overview

High quality, profitable business with a track record of repeat revenue

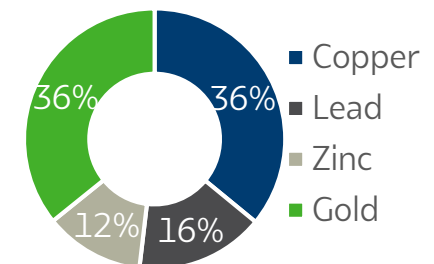
- Diversified client base with broad distribution of commodity exposures across gold, copper, zinc and lead
- ~\$220m revenue current secured for FY22 (~78% FY22 forecast revenue)
- PYBAR FY22F full year capital expenditure for current and new projects, for representative purposes, is \$25m comprised of \$17m sustaining expenditure and \$8m growth expenditure
- 8 months forecast capital expenditure requirement of \$16m, comprised of \$11m sustaining expenditure and \$5m growth expenditure
- Depreciation in FY21 of ~\$22m, however expected to increase with FY22 capital expenditure
- Working capital supported through cash generation from operating activities

Key Financials¹

FY22F Revenue	FY22F EBITDA
\$270 - 290m	\$31 - 34m
FY22F EBITDA Margin	FY22F Capital Expenditure
~11.5%	~\$25m

1. Based on Mastermyne's assessment of PYBAR's pro forma normalized full year contribution.

FY22 forecast revenue by commodity exposure



Beyond the PYBAR Acquisition



Metarock Group Limited

A new name for a leading Australian diversified mining services group specialising in underground



Leading Australian diversified mining services group (MYE:ASX)



- Metarock Group Limited established as the brand for the combined Group, with Mastermyne and PYBAR Mining Services to become subsidiaries
- Metarock Group Limited is a new name for a leading Australian diversified mining services group as it accelerates growth
- Mastermyne and PYBAR Mining Services brands have a rich history and a respected presence in the mining services community
- Rebranding subject to completion of transaction and shareholder approval for required resolutions

Group Revenue by Segment

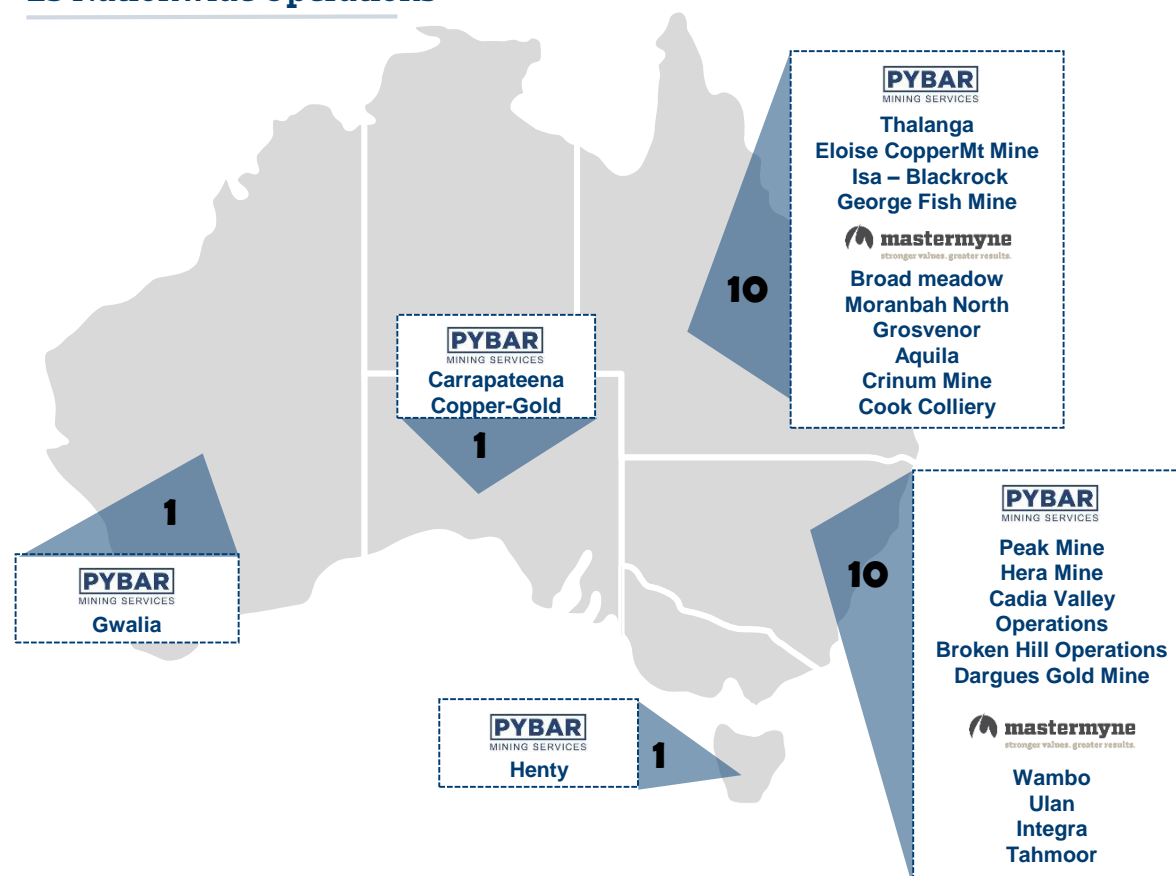
Acquisition of PYBAR delivers on our growth strategy into the hard rock segment

Mine Operations	Coal Contracting	Other Services	Hard Rock Contracting
<p>FY22 \$80m FY23 and beyond \$150m+</p> <ul style="list-style-type: none">Underpinned by Crinum Mine and Cook Colliery Mine Operations ContractsBrings a material shift around control of projectsShifts MYE in the value chain to become a strategic partner for the mine ownerOur Order Book now provides longer term visibility and stability in earnings and profitMultiple large-scale contracts bring revenue diversity and de risks financial outcomesProvides the opportunity to materially improve margins	<p>Historically runs at between \$200 – 300m p.a.</p> <ul style="list-style-type: none">Operating for 25 yearsLong standing tier 1 clientsAverage 10+ year relationshipsContracts tied to production activities making them more difficult to terminateLow risk commercially contractsDiversified client base all in the bottom quartile of production costLarge underground fleet of equipmentLimited competition in underground coal contracting+95% metallurgical coal projects	<p>Wilson Mining and MyneSight</p> <ul style="list-style-type: none">Wilson Mining specialist ground consolidation business providing niche services to the underground sectorMyneSight registered training organisation which provides internal services to Mastermyne and external services to a range of clients	<p>Historically runs at between \$250 – 350m p.a.</p> <ul style="list-style-type: none">Operating for 28 yearsLong standing tier 1 clientsAverage 7+ years relationshipsContracts tied to production and development activities making them more difficult to terminateSpecialising in undergroundStrong focus on East Coast market with track record and increasing opportunities in Western AustraliaLarge underground fleet of equipmentDiversified commodity exposures across copper, lead, zinc and gold

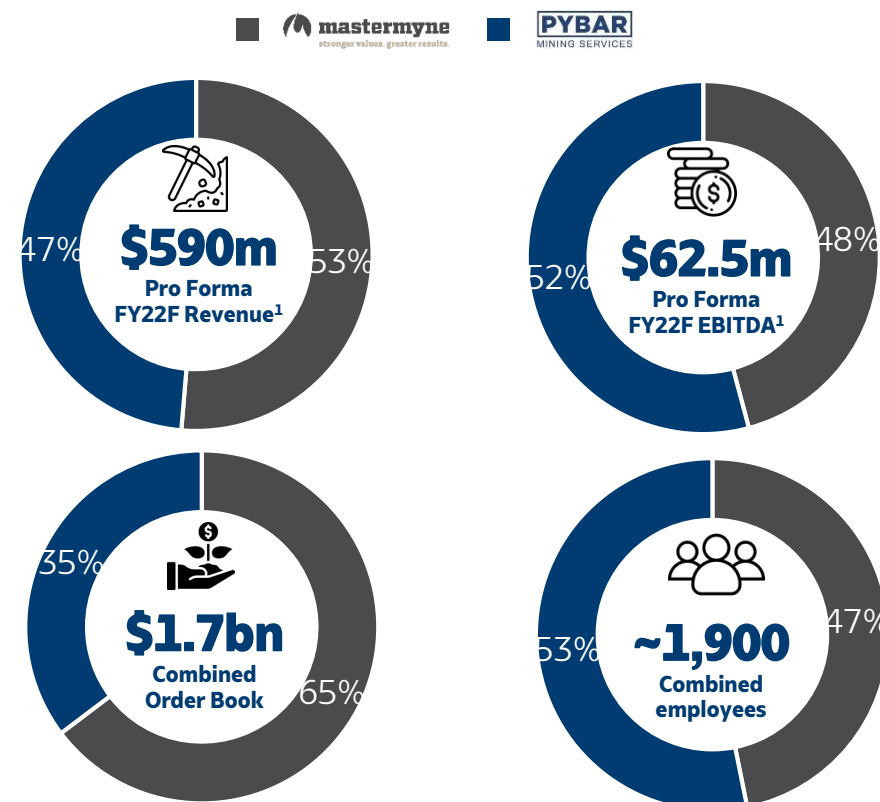
Leading Underground Australian Mining Services Business with Material Scale

Materially increased operating scale and leverage through a combined group providing significant opportunities

23 Nationwide Operations



Operational Highlights

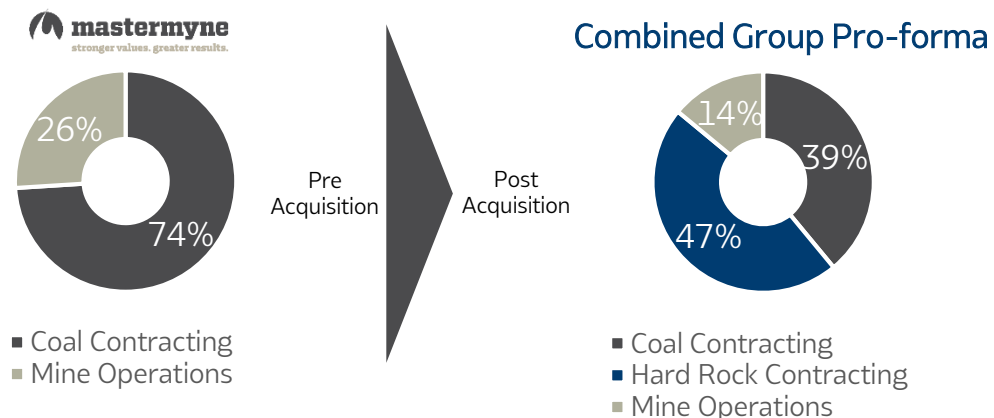


1. Combined group pro forma revenue and EBITDA based on midpoint of Mastermyne FY22 revenue guidance of \$300 – \$320m and EBITDA guidance of \$28 – \$32m, and midpoint of Mastermyne's assessment of PYBAR's pro forma normalized full year contribution.

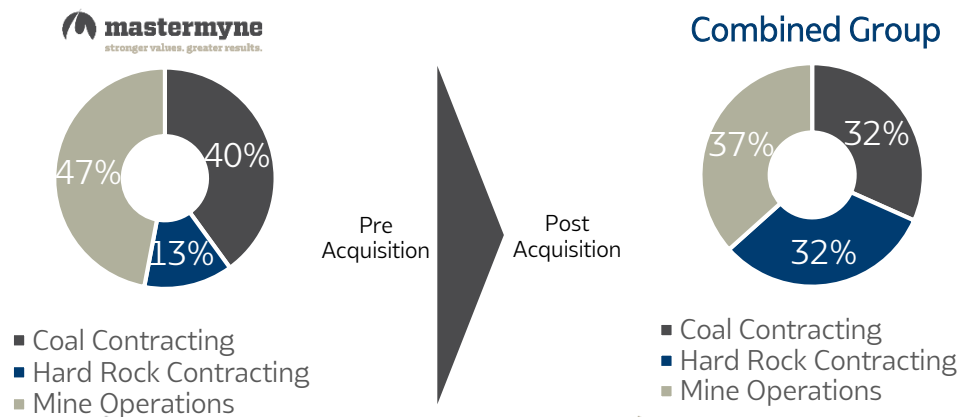
Diversified Business With a Clear Underground Specialisation

Building a business with specialised revenue streams across a broader commodity base

FY22 forecast revenue by segment breakdown¹



Tender pipeline by segment



- Combined group revenues diversified across Hard Rock and Coal contracting and Mine Operations going forward
- Coal contracting revenue as a proportion of FY22F revenue decreases from 74% pre acquisition to 39% post acquisition¹
- Hard Rock tender pipeline increases from 13% of total pipeline pre acquisition to 32% post acquisition, highlighting expected diversified revenue profile going forward
- PYBAR and Mastermyne will operate side by side focusing on their respective sectors sharing support where it makes sense to do so
- Complimentary businesses with strong management teams that can share and accelerate best practice learned from each sector

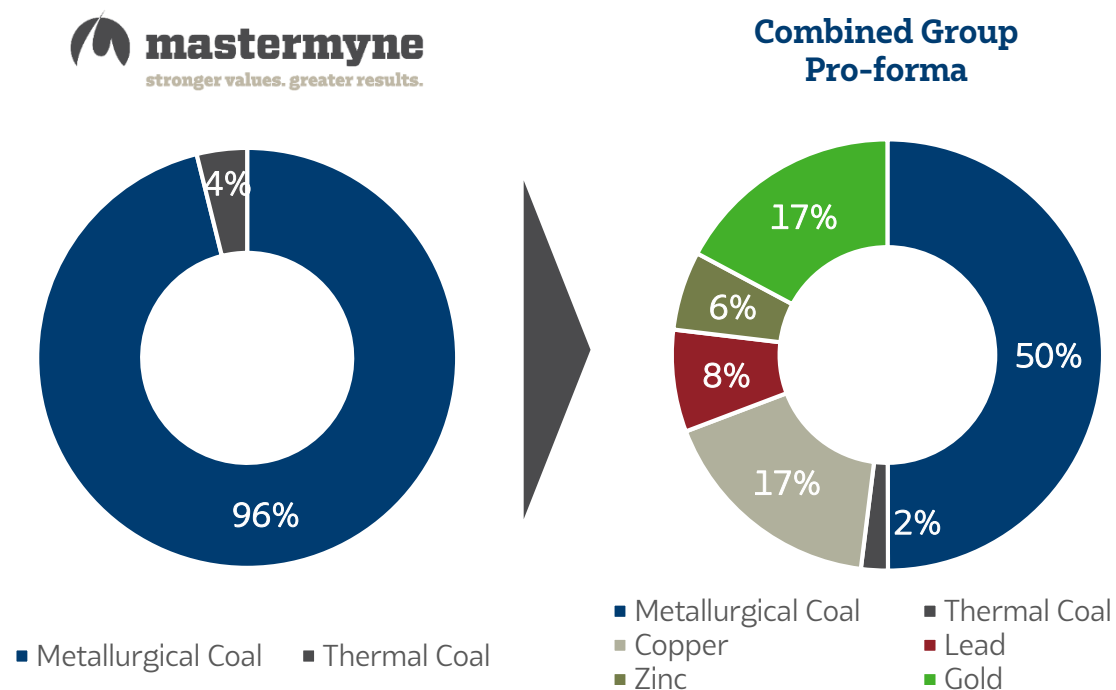
¹ Combined group pro forma revenue based on midpoint of Mastermyne FY22 revenue guidance of \$300 – \$320m and EBITDA guidance of \$28 – \$32m, and Mastermyne's assessment of PYBAR's pro forma normalized full year contribution.

Operating Across Commodities With Strong Outlooks

Trends point to increasing numbers of underground mines as surface assets are exhausted

- Combined group's revenues underlying commodity exposures more broadly diversified following transaction
- Metallurgical coal exposure transitions from 96% pre acquisition to 50% post acquisition
- Long term fundamentals are very strong for metallurgical coal
- Diversified exposures provides resilience across commodity pricing cycles

FY22 forecast revenue by commodity exposure¹



1. Combined group pro forma revenue based on midpoint of Mastermyne FY22 revenue guidance of \$300 – \$320m and EBITDA guidance of \$28 – \$32m, and Mastermyne's assessment of PYBAR's pro forma normalized full year contribution

Complimentary High Quality Underlying Customer Bases

Broader suite of services that can cross over to a broader range of clients

- PYBAR's portfolio of high quality clients is highly complimentary to Mastermyne's existing customer base
- Long term relationships with clients across both companies which have long history's of recurring contracts
- Acquisition provides diversification, reducing the combined group's reliance on a small number of clients
- 47% of combined group revenue FY22F from PYBAR



Combined group debt profile

Debt primarily original equipment manufacturer facilities backed by physical assets

- Combined group will have up to \$57.0m in interest bearing debt on balance sheet, comprised of:
 - Mastermyne \$5.0m equipment finance facility; and
 - Up to an estimated \$52.0m in incremental PYBAR equipment finance facilities to be assumed on completion
- Equipment financial facilities primarily composed of OEM facilities backed by physical assets
- Combined group will have \$60.0m in undrawn facilities on completion
- Pro forma FY22F interest servicing ratio of 22.3x (pro forma FY21 13.6x)
- Pro forma net debt as at 30 June 2021 of \$44.3m¹ and net debt / FY21 EBITDA of 0.9x

1. Pro forma net debt calculation excludes deferred acquisition cash consideration, due on the 1st anniversary of the transaction completion date.



Revised FY22 Outlook

Maintaining guidance for combined group post transaction



- Confirming that the FY22 guidance previously provided for Mastermyne (ex PYBAR) remains unchanged
- The company issues guidance as shown below for the combined group, based on realising the 8 months contribution from PYBAR
- For representative purposes only we provide FY22 guidance numbers based on a pro forma full year contribution from PYBAR

	Mastermyne guidance (unchanged)	Mastermyne guidance incl. PYBAR ¹	Illustrative Mastermyne guidance incl. PYBAR full year pro forma ²
A\$m	FY22F	FY22F	FY22F
Revenue	\$300.0 - 320.0	\$475.0 - 510.0	\$570.0 - 610.0
EBITDA	\$28.0 - 32.0	\$48.0 - 54.0	\$59.0 - 66.0
Capital Expenditure	\$30.0 - 40.0	\$46.0 - 56.0	\$55.0 - 65.0

1. Assumes transaction completed 01st November 2021 providing 8 months of economic benefit from PYBAR in FY22. 2. Combined group pro forma revenue and EBITDA based on midpoint of Mastermyne FY22 revenue guidance of \$300 – \$320m and EBITDA guidance of \$28 – \$32m, and Mastermyne's assessment of PYBAR's pro forma normalized full year contribution.

Corporate Overview

Co operative parties who are inextricably linked by this transaction

Mastermyne Capital structure – Pre Transaction	
Share price as at 3 September 2021	\$1.06
Shares on issue as at 3 September 2021	107.6m
Market Capitalisation	\$114.1m
Net Cash/(Debt) as at 30 June 2021	\$19.3m
Enterprise Value	\$94.8m

Major shareholders	Pre Transaction	Post Transaction
Pybar Vendor Shareholders	0.00%	17.74%
Andrew Watts	11.40%	9.37%
Kenneth Kamon	10.11%	8.31%
Darren Hamblin	8.95%	7.36%
Greig & Harrison Pty Ltd	5.83%	4.80%

Shareholder composition Post Transaction

Retail Investors	40%
Board and Management	32%
Institutional Investors	28%

Two-year trading history



Board

PYBAR Chairman and Founder adds significant hard rock experience to the Mastermyne board



Colin Bloomfield
Non-Executive Chairman

Colin's former roles during his 27 years with BHP Billiton include President Illawarra Coal (8 years), Vice President Health, Safety and Environment (Global role) and Project Director for the BHP Billiton merger integration as well as member of the deal team for the transaction. He was also an Underground Coal Mine Manager both in New South Wales and Queensland.



Anthony Caruso
Managing Director

Tony has held a number of senior management positions in contracting services over 30+ years working across major underground mining projects in QLD and NSW.

Joining Mastermyne in 2005, under Tony's leadership the company has hit many milestones including the ASX listing in 2010.



Andrew Watts
Non-Executive Director

Andrew co-founded Mastermyne in 1996 and has been involved in contracting within the mining industry since 1994.

From 1996 -2005 Andrew was responsible for all aspects of Mastermyne's operations until the appointment of Tony Caruso as CEO.



Gabriel Meena
Non-Executive Director

Gabe is an executive with over 30 years experience in the steel, mining and stevedoring industry covering operations, maintenance and engineering. Gabe has held senior operational and management roles with Bluescope Steel as General Manager Mills and Coating, Bluescope Steel China as President China Coated and BHP Collieries as General Manager of a number of coal mines. Gabe's most recent role was General Manager Operations with Patrick Terminals.



Julie Whitcombe
Non-Executive Director

Julie is currently GM Strategy and Development for CleanCo, a Government Owned Corporation focused on the development and supply of firm renewable energy for Queensland customers.

Prior to her current role, Julie held various leadership roles including CEO of RDO Australia, an industrial and agricultural equipment dealer and nine years on the executive team of Senex Energy, an Australian oil and gas explorer and developer.



Paul Rouse
Non-Executive Director

Paul is a founding director of the PYBAR Group and PYBAR Mining Services. He is a mining engineer with extensive experience in underground mine design, planning, mine management, production and development. Paul has built the business with a clear vision – to be among the best underground mining contractors in Australia.



mastermyne

stronger values. greater results.

mining | products | training

Mastermyne Group Limited: Level 1 Riverside Plaza, 45 River Street, Mackay QLD 4740 // PO Box 1671, Mackay QLD 4740

Email: master@mastermyne.com.au **Phone:** (07) 4963 0400 **Fax:** (07) 4944 0822 **www.mastermyne.com.au**

ABN: 96 142 490 579





Important Notice & Disclaimers

Financial data (cont..)

This Presentation contains certain “forward-looking statements”, including but not limited to projections, guidance on future revenues, earnings, margin improvement, other potential synergies and estimates, the timing and outcome of the Pybar Group acquisition, and the future performance of Mastermyne and the Pybar Group post-acquisition. Forward-looking statements can generally be identified by the use of forward-looking words such as ‘expect’, ‘anticipate’, ‘likely’, ‘intend’, ‘should’, ‘could’, ‘may’, ‘predict’, ‘plan’, ‘propose’, ‘will’, ‘believe’, ‘forecast’, ‘estimate’, ‘target’, ‘outlook’, ‘guidance’, ‘potential’ and other similar expressions within the meaning of securities laws of applicable jurisdictions and include, but are not limited to, statements relating to the impact of the acquisition and the future performance and financial position of Mastermyne. Indications of, and guidance on, future earnings and financial position and performance are also forward-looking statements.

The forward-looking statements contained in this Presentation are not indications, guarantees or predictions of future performance and involve known and unknown risks and uncertainties and other factors, many of which are beyond the control of Mastermyne, its Directors and management, and may involve significant elements of subjective judgment and assumptions as to future events which may or may not be correct. You are strongly cautioned not to place undue reliance on forward-looking statements, particularly in light of the current economic climate and the significant volatility, uncertainty and disruption caused by the outbreak of COVID-19. Any such statements, opinions and estimates in this Presentation speak only as of the date hereof and are based on assumptions and contingencies subject to change without notice, as are statements about the market and industry trends, projections, guidance and estimates. Forward-looking statements are provided as a general guide only.

Forward-looking statements may assume the success of Mastermyne’s business strategies. The success of any of these strategies is subject to uncertainties and contingencies beyond Mastermyne’s control, and no assurance can be given that any of these strategies will be effective or that the anticipated benefits from the strategies will be realised in the period for which the forward-looking statement may have been prepared or otherwise. Several important factors could cause actual results or performance to differ materially from the forward-looking statements including (without limitation) the risks and uncertainties associated with the ongoing impacts of COVID-19, the Australian and global economic environment and capital market conditions and other risk factors set out in this Presentation. Further, other risks and uncertainties not presently known to management or that management currently believe not to be material may also affect Mastermyne’s business. There can be no assurance that actual outcomes will not differ materially from these forward-looking statements.

No representation or warranty, express or implied, is made as to the fairness, accuracy, correctness, completeness, adequacy, likelihood of achievement or reasonableness of any forecasts, prospects, returns or statements in relation to future matters contained in this Presentation. To the maximum extent permitted by law, Mastermyne and each of its respective affiliates and related bodies corporate (as defined in the Corporations Act) and each of their respective Directors, employees, officers, representatives, agents, partners, consultants, advisers and intermediaries disclaim any responsibility for the fairness, accuracy, correctness, completeness or adequacy of any forward-looking statements whether as a result of new information, future events or results or otherwise. Mastermyne disclaims any responsibility, obligations or undertakings to release any updates or revisions to the information to reflect any changes in expectations or assumptions, to the maximum extent permitted by law. Except as required by law or regulation (including the ASX Listing Rules), Mastermyne undertakes no obligation to provide any additional or updated information, whether as a result of new information, future events or results or otherwise.



Important Notice & Disclaimers

This investor presentation (**Presentation**) has been prepared by Mastermyne Group Ltd ACN 142 490 579 (**Mastermyne** or the **Company**). This Presentation has been prepared in connection with Mastermyne's proposed acquisition of Pybar Holdings Pty Ltd ACN 088 981 757 which in turns owns all of the shares in Pybar Mining Services Pty Ltd ACN 060 589 433 (together the **Pybar Group**) (**Acquisition**).

Summary information and source of the Pybar Group information

This Presentation contains summary information about Mastermyne and its activities which is current only at the date of this Presentation. The information in this Presentation is of a general nature and does not purport to be complete. This Presentation should be read in conjunction with Mastermyne's other periodic and continuous disclosure announcements lodged with the Australian Securities Exchange (**ASX**), which are available at www.asx.com.au and www.mastermyne.com.au.

Certain information in this Presentation has been sourced from the Pybar Group or their respective representatives or associates. While steps have been taken to review that information, no representation or warranty, expressed or implied, is made as to its fairness, accuracy, correctness, completeness or adequacy. Certain market and industry data used in connection with this Presentation may have been obtained from research, surveys or studies conducted by third parties, including industry or general publications. Neither Mastermyne nor its representatives have independently verified any such market or industry data provided by third parties or industry or general publications.

Mastermyne undertook a due diligence process in respect of the Acquisition, which relied in part on the review of financial and other information provided by the Pybar Group. Despite making reasonable efforts, Mastermyne has not been able to verify the accuracy, reliability or completeness of all the information which was provided to it. If any such information provided to, and relied upon by, Mastermyne in its due diligence and in its preparation of this Presentation proves to be incorrect, incomplete or misleading, there is a risk that the actual financial position and performance of the Pybar Group may be materially different to the expectations reflected in this Presentation.

Investors should also note that there is no assurance that the due diligence conducted was conclusive, and that all material issues and risks in respect of the Acquisition have been identified and avoided or managed appropriately (for example, because it was not always possible to negotiate indemnities or representations and warranties from the Pybar Group to cover all potential risks). Therefore, there is a risk that issues and risks may arise which will also have a material impact on the Pybar Group (for example, Mastermyne may later discover liabilities or defects which were not identified through due diligence or for which there is no contractual protection for Mastermyne). This could adversely affect the operations, financial performance or position of Mastermyne.

Financial data

All financial information in this Presentation is in Australian Dollars (\$) or AUD) unless otherwise stated.

Financial information for the Pybar Group contained in this Presentation has been derived from audited consolidated annual accounts pre FY21, unaudited consolidated annual accounts for FY21 of the consolidated annual accounts of the Pybar Group, and other financial information made available by the Pybar Group in connection with the Acquisition, and Mastermyne does not take any responsibility for it.

This Presentation includes certain underlying financial information. The underlying financial information provided in this Presentation is for illustrative purposes only and is not represented as being indicative of Mastermyne's views on its, nor anyone else's, future financial position and/or performance. The underlying financial information has been prepared by Mastermyne in accordance with the measurement and recognition principles, but not the disclosure requirements prescribed by the Australian Accounting Standards.





Important Notice & Disclaimers

Effect of rounding

A number of figures, amounts, percentages, estimates, calculations of value and fractions in this Presentation (including in charts, graphs or tables in the Presentation) are subject to the effect of rounding. Accordingly, the actual calculation of these figures may differ from the figures set out in this Presentation.

Past performance

Investors should note that past performance, including past share price performance of Mastermyne and underlying historical information in this Presentation, is given for illustrative purposes only and cannot be relied upon as an indicator of (and provides no guidance as to) future Mastermyne performance including future share price performance. The underlying historical information is not represented as being indicative of Mastermyne's views on its future financial condition and/or performance.

The historical information in this Presentation is, or is based upon, information contained in previous announcement made by Mastermyne to the market. These announcements are available at www.asx.com.au and www.mastermyne.com.au.

Disclaimer

No person is authorised to give any information or make any representation in connection with the Acquisition which is not contained in this Presentation. To the maximum extent permitted by law, Mastermyne and its respective extended parties disclaim all responsibility and liability (including, without limitation, for any liability arising from fault, negligence or negligent misstatement) for any direct, indirect, consequential or contingent loss or damage whatsoever arising from the issue or use of, or reliance on, anything contained in or omitted from this Presentation or otherwise arising in connection with them.

None of Mastermyne's advisers takes responsibility for any part of this Presentation nor makes or purports to make any statement in this Presentation and there is no statement in this Presentation which is based on any statement by them.

General

Statements made in this Presentation are made only as at the date of this Presentation. The information in this Presentation remains subject to change without notice.

