

# Home Consortium

## ASX RELEASE

5 November 2021

### Virtual Meeting Online Guide – Annual General Meetings 2021

Home Consortium (ASX: HMC) provides the attached Virtual Meeting Online Guide in relation to the Annual General Meetings to be held on 10 December 2021.

Information about the business to be considered at the Annual General Meetings is set out in the Notice of Meeting and Explanatory Memorandum which were released earlier today.

-ENDS-

For further information, please contact:

#### INVESTORS

**Misha Mohl**  
Group Head of Strategy & IR  
+61 422 371 575  
[misha.mohl@home-co.com.au](mailto:misha.mohl@home-co.com.au)

**Will McMicking**  
Group Chief Financial Officer  
+61 451 634 991  
[william.mcmicking@home-co.com.au](mailto:william.mcmicking@home-co.com.au)

Authorised for release by the Home Consortium Company Secretary

#### **About HomeCo**

*HomeCo is an ASX-listed fund manager which invests in high conviction and scalable real asset strategies on behalf of individuals, large institutions and super funds. HomeCo is well capitalised and resourced to internally fund its strategy to grow FUM to \$5bn+ in the medium term by leveraging its 'Own, Develop and Manage' model.*

*HomeCo is the manager of HomeCo Daily Needs REIT (HDN) which listed in Nov-20 and owns approximately \$1.8bn of assets. HDN recently announced a proposal to merge with Aventus Group (AVN) to create Australia's leading daily needs REIT with a combined portfolio size of \$4.1bn and market capitalisation of approximately \$3.3bn. HomeCo's second ASX-listed externally managed vehicle, HealthCo Healthcare and Wellness REIT (HCW) listed in September 2021.*

# Virtual Meeting Online Guide

## Before you begin

Ensure your browser is compatible. Check your current browser by going to the website: **[whatismybrowser.com](http://whatismybrowser.com)**

---

Supported browsers are:

- Chrome – Version 44 & 45 and after
- Firefox – 40.0.2 and after
- Safari – OS X v10.9 & OS X v10.10 and after
- Internet Explorer 9 and up

**To attend and vote you must have your securityholder number and postcode.**

Appointed Proxy: Your proxy number will be provided by Link before the meeting.

**Please make sure you have this information before proceeding.**

# Virtual Meeting Online Guide

Welcome to the Link Meeting 2021

**LINK**Group

Please register your details to participate

Full Name

Mobile (e.g. 022 123 1234)

Email

I am a...

I have read and accept the [Terms & Conditions](#)

**REGISTER AND WATCH AGM**

Help Number: 1800 990 363

## Step 1

Open your web browser and go to <https://meetings.linkgroup.com/HMC2101>

## Step 2

Log in to the portal using your full name, mobile number, email address, and participant type.

Please read and accept the terms and conditions before clicking on the blue **'Register and Watch Meeting'** button.

- On the left – a live audio webcast of the Meeting
- On the right – the presentation slides that will be addressed during the Meeting
- At the bottom – buttons for 'Get a Voting Card', 'Ask a Question' and a list of company documents to download

**Note:** If you close your browser, your session will expire and you will need to re-register. If using the same email address, you can request a link to be emailed to you to log back in.

## 1. Get a Voting Card

To register to vote – click on the 'Get a Voting Card' button.

This will bring up a box which looks like this.

Voting Card

Please provide your Shareholder or Proxy details

**SHAREHOLDER DETAILS**

Shareholder Number

Post Code

**SUBMIT DETAILS AND VOTE**

OR

**PROXY DETAILS**

Proxy Number

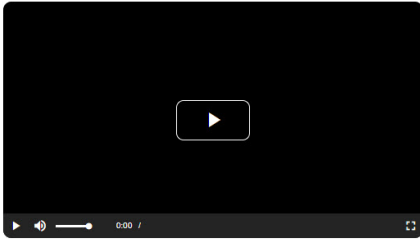
**SUBMIT DETAILS AND VOTE**

If you are an individual or joint securityholder you will need to register and provide validation by entering your securityholder number and postcode.

If you are an appointed Proxy, please enter the Proxy Number issued by Link in the PROXY DETAILS section. Then click the **'SUBMIT DETAILS AND VOTE'** button.

Once you have registered, your voting card will appear with all of the resolutions to be voted on by securityholders at the Meeting (as set out in the Notice of Meeting). You may need to use the scroll bar on the right hand side of the voting card to view all resolutions.

Securityholders and proxies can either submit a Full Vote or Partial Vote.



The presentation will begin at XX:XX am/pm ZONE



**+**  
Get a Voting Card

**?**  
Ask a Question

**Downloads**

- Speakers Bio
- Sustainability Report
- Notice of meeting
- Online Guide

ABC COMPANY PTY LTD X123456789

### Voting Card

Please complete your vote by selecting the required voting instruction (For, Against or Abstain) for each resolution. If you would like complete a partial vote, please specify the number of votes for each resolution in the Partial Vote section. Proxy holder votes will only be applied to discretionary (undirected) votes. Directed votes will be applied as per the Unitholder's voting instructions.

Full Vote     Partial Vote

<b>Resolution 2B</b>	<input checked="" type="radio"/> For	<input type="radio"/> Against	<input type="radio"/> Abstain
RE-ELECTION OF MR. ABC AS A DIRECTOR			
<b>Resolution 2C</b>	<input checked="" type="radio"/> For	<input type="radio"/> Against	<input type="radio"/> Abstain
RE-ELECTION OF MS XYZ AS A DIRECTOR			
<b>Resolution 3</b>	<input checked="" type="radio"/> For	<input type="radio"/> Against	<input type="radio"/> Abstain
INCREASE TO DIRECTORS' MAXIMUM FEE POOL LIMIT			
<b>Resolution 4</b>	<input checked="" type="radio"/> For	<input type="radio"/> Against	<input type="radio"/> Abstain
ADOPTION OF REMUNERATION REPORT			
<b>SUBMIT VOTE</b>			

## Full Votes

To submit a full vote on a resolution ensure you are in the **'Full Vote'** tab. Place your vote by clicking on the **'For'**, **'Against'**, or **'Abstain'** voting buttons.

## Partial Votes

To submit a partial vote on a resolution ensure you are in the **'Partial Vote'** tab. You can enter the number of votes (for any or all) resolution/s. The total amount of votes that you are entitled to vote for will be listed under each resolution. When you enter the number of votes it will automatically tally how many votes you have left.

**Note:** If you are submitting a partial vote and do not use all of your entitled votes, the un-voted portion will be submitted as No Instruction and therefore will not be counted.

Once you have finished voting on the resolutions scroll down to the bottom of the box and click on the **'Submit Vote'** or **'Submit Partial Vote'** button.

**Note:** You can close your voting card without submitting your vote at any time while voting remains open. Any votes you have already made will be saved for the next time you open up the voting card. The voting card will appear on the bottom left corner of the webpage. The message **'Not yet submitted'** will appear at the bottom of the page.

You can edit your voting card at any point while voting is open by clicking on **'Edit Card'**. This will reopen the voting card with any previous votes made.

At the conclusion of the Meeting a red bar with a countdown timer will appear at the top of the Webcast and Slide windows advising the remaining voting time. Please make any changes and submit your voting cards.

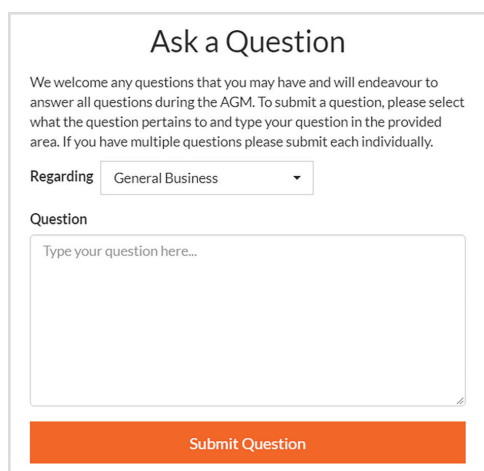
Once voting has been closed all submitted voting cards cannot be changed.

## 2. How to ask a question

**Note:** Only securityholders are eligible to ask questions.

If you have yet to obtain a voting card, you will be prompted to enter your securityholder number or proxy details before you can ask a question. To ask a question, click on the 'Ask a Question' button either at the top or bottom of the webpage.

The 'Ask a Question' box will then pop up with two sections for completion.



The 'Ask a Question' form is titled 'Ask a Question' and includes a welcome message: 'We welcome any questions that you may have and will endeavour to answer all questions during the AGM. To submit a question, please select what the question pertains to and type your question in the provided area. If you have multiple questions please submit each individually.' Below this, there is a 'Regarding' dropdown menu currently set to 'General Business'. Underneath is a 'Question' section with a text input field containing the placeholder 'Type your question here...'. At the bottom of the form is an orange 'Submit Question' button.

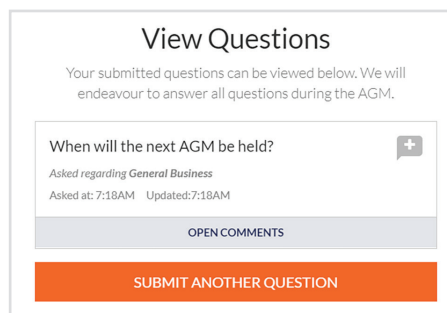
In the 'Regarding' section click on the drop down arrow and select the category/resolution for your question.

Click in the 'Question' section and type your question and click on 'Submit'.

A 'View Questions' box will appear where you can view your questions at any point. Only you can see the questions you have asked.

If your question has been answered and you would like to exercise your right of reply, you can submit another question.

Note that not all questions are guaranteed to be answered during the Meeting, but we will do our best to address your concerns.



The 'View Questions' box is titled 'View Questions' and contains the text: 'Your submitted questions can be viewed below. We will endeavour to answer all questions during the AGM.' Below this is a question card for 'When will the next AGM be held?'. The card includes the text 'Asked regarding General Business' and 'Asked at: 7:18AM Updated:7:18AM'. There is a plus icon in the top right corner of the card. Below the card is a grey 'OPEN COMMENTS' button and an orange 'SUBMIT ANOTHER QUESTION' button.

## 3. Downloads

View relevant documentation in the Downloads section.

## 4. Voting closing

Voting will end 5 minutes after the close of the Meeting.

At the conclusion of the Meeting a red bar with a countdown timer will appear at the top of the Webcast and Slide screens advising the remaining voting time. If you have not submitted your vote, you should do so now.

## 5. Phone Participation

### What you will need

- a) Land line or mobile phone
- b) The name of your holding/s
- c) To obtain your unique PIN, please contact Link Market Services on +61 1800 990 363.

### Joining the Meeting via Phone

#### Step 1

From your land line or mobile device, call:  
Conference Call Number: 1800 497 114  
International Number: +61 2 9189 1123

#### Step 2

You will be greeted with a welcome message and provided instructions on how to participate in the Meeting. Please listen to the instructions carefully.

At the end of the welcome message you will be greeted by a moderator and asked to provide your PIN. This will verify you as a securityholder and allow you to ask a question.

#### Step 3

Once the moderator has verified your details you will be placed into a waiting room and will hear music playing.

Note, If your holding cannot be verified by the moderator, you will attend the Meeting as a visitor and will not be able to ask a question.

#### Step 4

At the commencement of the Meeting, you will be admitted to the Meeting where you will be able to listen to proceedings.

## Asking a Question

### Step 1

When the Chairman calls for questions on each resolution, you will be asked to **press \*1** on your keypad should you wish to raise your hand to ask a question.

### Step 2

The moderator will ask you what item of business your question relates to? Let the moderator know if your question relates to General Business or the Resolution number.

You will also be asked if you have any additional questions.

### Step 3

When it is your time to ask your question, the moderator will introduce you to the meeting, your line will be unmuted and you can then start speaking. Note, if at any time you no longer wish to ask your question, you can lower your hand by **pressing \*2** on your key pad. If you also joined the Meeting online, we ask that you mute your laptop or desktop device while you ask your question.

### Step 4

Your line will be muted once your question has been answered.

## Contact us

### Australia

T +61 1800 990 363  
E [info@linkmarketservices.com.au](mailto:info@linkmarketservices.com.au)