

## ANNUAL GENERAL MEETING

CLEANSPACE HOLDINGS LIMITED (ASX:CSX)



CleanSpace designs and manufactures innovative respiratory protection solutions for healthcare & industrial employers globally

We understand the importance of best-in-class personal protective equipment that not only performs, but allows the wearer to work comfortably and interact naturally in their work environment. Our products are designed for maximum compliance and comfort in the industrial and healthcare setting.

29 NOVEMBER 2021

# IMPORTANT NOTICE & DISCLAIMER

## ACCEPTANCE

This presentation has been prepared by CleanSpace Holdings Limited (ACN 150 214 636) (CleanSpace).

By accepting, accessing or reviewing this presentation, you acknowledge and agree to the terms set out in this Important Notice and Disclaimer.

## SUMMARY OF INFORMATION

This presentation has been provided to you solely to convey information about CleanSpace and its related entities, and their activities, for the year ended 30 June 2021. The information in this presentation is general in nature and does not purport to be complete, nor does it contain all the information which a prospective investor may require in evaluating a possible investment in CleanSpace. It has been prepared by CleanSpace with due care, but other than as required by law, no representation or warranty, express or implied, is provided in relation to the accuracy, fairness or completeness of the information. Statements in this presentation are made only as of the date of this presentation, unless otherwise stated, and the information in this presentation remains subject to change without notice.

None of CleanSpace, its representatives or advisers is responsible for updating, or undertakes to update, this presentation. Items depicted in photographs and diagrams are not assets of CleanSpace, unless stated.

This presentation should be read in conjunction with CleanSpace's Full-Year Financial Report for the year ended 30 June 2021 as well as other periodic and continuous disclosure information lodged with the ASX, which are available at [www.asx.com.au](http://www.asx.com.au) and the CleanSpace's Investor page accessible via <https://cleanspacetechnology.com/investor/>.

## NOT FINANCIAL PRODUCT ADVICE OR OFFER

This presentation is for information purposes only and is not a prospectus, product disclosure statement, pathfinder document for the purposes of section 734(9) of the Corporations Act or other disclosure document under Australian law or the law of any other jurisdiction. It is not, and should not be considered as, an offer, invitation, solicitation, advice or recommendation to buy or sell or to refrain from buying or selling any securities or other investment product or to enter into any other transaction in any jurisdiction. It has been prepared without accounting for any person's individual objectives, financial or tax situation or any particular needs. Readers should consider the appropriateness of the information having regard to their own objectives, financial and tax situation and needs, make their own enquiries and investigations regarding all information in this presentation including but not limited to the assumptions, uncertainties and contingencies which may affect future operations of CleanSpace and the impact that different future outcomes may have on CleanSpace, and seek legal and taxation advice appropriate for their jurisdiction.

## FINANCIAL DATA

Investors should note that this presentation contains pro forma historical financial information. The pro forma financial information, and the historical information, provided in this presentation is for illustrative purposes only and is not represented as being indicative of CleanSpace's views on its future financial condition and/or performance.

CleanSpace's financial results are reported under International Financial Reporting Standards (IFRS). This release includes certain non-IFRS measures including EBITDA and Free Cash Flow. These measures are presented to enable understanding of the underlying performance of the Company without the impact of non-trading items and foreign currency impacts. Non-IFRS measures have not been subject to audit or

review.

All currency figures in this presentation are in Australian dollars (\$) or A\$) unless stated otherwise.

## EFFECT OF ROUNDING

A number of figures, amounts, percentages, estimates, calculations of value and fractions in this presentation are subject to the effect of rounding. Accordingly, the actual calculation of these figures may differ from the figures set out in this presentation.

## PAST PERFORMANCE

Past performance of CleanSpace, including past share price performance, cannot, and should not, be relied upon as an indicator of (and provides no guidance as to) future CleanSpace performance. Nothing contained in this presentation nor any information made available to you is, or shall be relied upon as, a promise, representation, warranty or guarantee, whether as to the past, present or future.

Future performance and forward-looking statements

This presentation may contain forward-looking statements with respect to the operations and businesses of the Company. The assumptions underlying these forward-looking statements involve circumstances and events that have not yet taken place, and which are subject to uncertainty and contingencies outside the Company's control. Readers are cautioned not to place undue reliance on any forward-looking statements. The Company does not undertake any obligation to publicly release the result of any revisions to forward-looking statements in this presentation or to otherwise update forward-looking statements, whether as a result of new information, future events, or otherwise, after the date of this presentation, except as required by law.

No representation, warranty or assurance (express or implied) is given or made in relation to any forward-looking statement or estimate by any person (including CleanSpace). In particular, no representation, warranty or assurance (express or implied) is given in relation to any underlying assumption or that any forward-looking statement will be achieved. Actual future events may vary materially from the forward-looking statements and the assumptions on which the forward-looking statements are based.

## AUTHORISATION

This presentation has been authorised for lodgement to the ASX by the CleanSpace Board of Directors.

# CLEANSPACE AT A GLANCE

CLEANSPACE DESIGNS AND MANUFACTURES  
INNOVATIVE RESPIRATORY PROTECTION EQUIPMENT  
FOR HEALTHCARE & INDUSTRIAL MARKETS GLOBALLY



## Best in class category leader: Superior protection, compliance and cost benefits

- Across Health and Industry markets with accelerated technology adoption from COVID



## Export sales to 36 countries

- Europe, North America & Asia: over 150 distributors



## Recurring revenue model large enterprise customers

- Consumables, accessories and spares over 45% of revenue in last 5 years



## High Gross Margins

- Highly scalable business model



## Proprietary patented technology

- 6 patent families and 2 trademarks across multiple jurisdictions



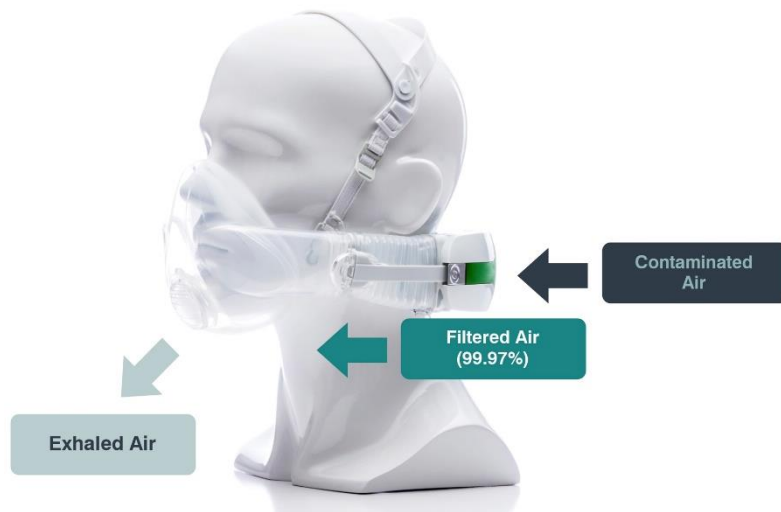
## US\$6.3bn total addressable market in 2020

- Accessing global healthcare and industry PPE markets

## A CLEAR COMPETITIVE ADVANTAGE

A healthcare technology that provides high protection, sustainability and lower cost; displacing both disposable masks and bulky PAPRs

### PROPRIETARY AIRSENSIT™ TECHNOLOGY



### OUR TECHNOLOGY

- Unique neck mounted compact design. Lightweight and small
- Patented AirSensit™ breath responsive technology: Pressure sensors and algorithm continuously pressurise the mask through the breath
- Specialists in airflow control: system samples, monitors and adapts 100 Hz
- Proprietary micro-turbine toroidal motor: quiet, long wear, efficient; achieves 26,000 rpm, high pressures and flow rates
- Lithium polymer smart battery technology: long run time and fast re-charge

### CLEANSACE



- ✓ High protection
- ✓ Lower cost
- ✓ Reduces heat stress
- ✓ Reusable
- ✓ No hoses or belts
- ✓ Light, small & easy to use
- ✓ Mobile & portable
- ✓ Fast disinfection time

### TRADITIONAL RESPIRATOR OFFERINGS

#### DISPOSABLES



- ✓ Light & simple
- ✗ Low protection
- ✗ Low compliance
- ✗ Moisture/CO2/heat problems
- ✗ Breathing resistance
- ✗ High disposable costs
- ✗ Stockpile & supply constraints

#### TRADITIONAL PAPRS



- ✓ High Protection
- ✓ Reduces heat stress
- ✓ Reusable
- ✗ Heavy, bulky & complex
- ✗ Poor PPE compatibility
- ✗ High costs
- ✗ High inventory
- ✗ Slow to disinfect

## SALES AND DISTRIBUTION NETWORKS TO ACCESS KEY BUSINESS

CleanSpace has regional sales teams and expanding distribution networks. Distribution partners facilitate access to enterprise clients, existing purchasing arrangements and logistics support.

- Cover 36 countries with key regions: North America, Europe and SEA/Japan.
- Regional sales and customer support teams based in US and Europe/UK.
- Distribution and direct sales models in place.
  - Direct sales model to healthcare clients in North America and Australia/NZ
  - Distributor networks cover the industrial and healthcare sectors: MROs, PPE specialists, Industry specialists and Medical equipment/GPOs.
  - Distribution Expansion and Performance Programs in place






## INDUSTRIAL BUSINESS

CleanSpace targets selected attractive industry sectors including construction materials, metal, chemical, mining and energy.

These sectors have large workforces who are routinely at risk from airborne contaminants. High protection, compliance and cost effective solutions are critical in the buying decisions

- **LEADING ENTERPRISE CLIENTS:** Large workforces, regulated, safety culture and policies and high risk environments for airborne hazards. High users of respirators and potential to generate recurring revenue for consumables/accessories and service sales.
- **EMPLOY A 'LAND AND EXPAND' STRATEGY:** Secure enterprise customer through site trials; expanding across site, then site-to-site and then organisational wide adoption.
- **SITE TRIALS:** Establish enterprises' experience of the performance and the cost benefits of the products first hand, so safety and operations managers can readily introduce the products to other parts of the organisation.
- **CUSTOMER ONBOARDING AND SUPPORT:** CleanSpace embeds the product use by leveraging a scalable customer engagement program comprised of direct technical support, training and deployment with comprehensive online training and product materials.



## HEALTHCARE BUSINESS

A transformational period for our healthcare sector.

After global launch of CleanSpace Halo for clinical settings (in 2018), demand drove fast tracked penetration in large competitive healthcare markets – North America and Asia

- Expanded from 20+ (2019) to 850+ hospitals (2021) where CleanSpace can enable a broader adoption (Land and expand strategy)
- Applications in ICU, anaesthetic, operating theatres and emergency departments. With emerging opportunities in ambulance, medical day clinics and dental.
- Key reference hospitals in North America, Europe and Asia. Including US Gov't: Veteran Affairs and DoD
- Global program that remotely trains thousands of healthcare staff in 15+ countries, for effective adoption and customer technical advice
- Onboarded healthcare distribution partners in US, Europe and Asia.
- Achieved Medical Device approvals : TGA, WAND, Singapore (adding to existing respirator approvals)



## SECURE DOMESTIC PRODUCTION OPERATIONS



### New St Leonards facility

- Operational since early November 2020
- Current capacity of \$100m revenue per annum (1 shift, 5 days) with potential to ramp rapidly as required
- COVID safe practices minimise risks to production disruption
- Increased warehouse along with the modular product design enables the business to achieve efficient inventory management to lower costs and deliver short lead times

### Supply Chains

- Preferred Supplier Programs in place for 7+ years
- Experienced reliable inbound supply and logistics
- Modular design enables stock flexibility
- Contingent stock planning for electronic parts
- Compact high value products result in low freight costs (as % of sales compared to competitors) and protect the business from current global sea freight issues.



## FULL YEAR FY21 FINANCIAL HIGHLIGHTS

Financial fundamentals remain strong, notwithstanding the challenging conditions of 2H FY21

- High gross margin of 77% for FY21
- Demonstrated ability to deliver over 30% EBITDA margins at scale
- Operating leverage with a flexible cost base
- Continued and measured investment in sales and marketing
- Strong balance sheet with cash position of \$38.2m at 30 June 2021
- Low capex and short working capital cycle – strong cash conversion
- Fully funded to execute on its growth strategy



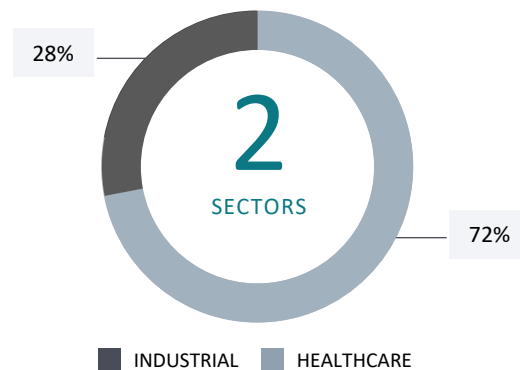
# FY21 REVENUE - CHANGES IN THE PURCHASING PATTERNS

## REVENUE BY SEGMENT

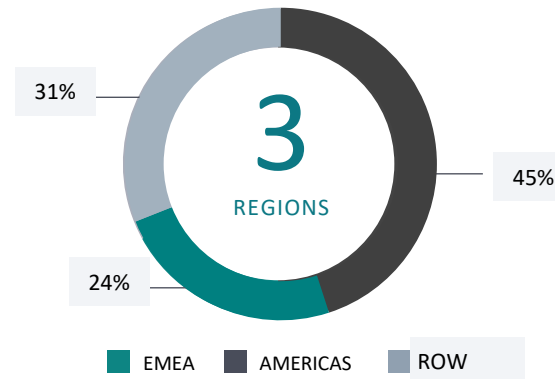
A\$m	1H FY21	2H FY21	FY21
Healthcare	31.0	5.1	36.1
Industrial	8.7	5.1	13.8
Total	39.7	10.2	49.9

%	1H FY21	2H FY21	FY21
Healthcare	78	50	72
Industrial	22	50	28
Total	100	100	100

REVENUE BY SECTOR FY21



REVENUE BY REGION FY21



## REVENUE BY SEGMENT

- 2H revenue performance impacted by pandemic-induced trading volatility
- FY21 results reflect the changes in the trading environment from the pandemic from 1H to 2H
  - 1H driven by strong demand in healthcare and PPE shortages; 2H reflected abrupt shift in demand from vaccination programs; overstocking and lockdown restrictions
- Notwithstanding the challenges seen in 2H FY21, hospital and industrial adoption continued with unit sales to existing and new customers; new hospitals: US (50+); Europe (20+) and Asia (200+); and eight US mining customers in a new sector for the business

## REVENUE BY GEOGRAPHY

- Regional sales figures reflect a diversification across the key PPE markets with the US being the largest

# INCOME STATEMENT SUMMARY

	H1 FY21	H2 FY21	FY21	H1 FY20	H2 FY20	FY20	Change vs PCP
Statutory Results							%
Revenue	39.7	10.2	49.9	7.3	21.1	28.4	76%
Gross Profit	31.1	7.3	38.4	4.9	16.1	21.0	82%
Employee benefits expense	(5.8)	(4.7)	(10.5)	(3.0)	(4.8)	(7.8)	
Marketing and sales expenses	(1.8)	(1.9)	(3.7)	(1.3)	(1.4)	(2.6)	
R&D and IP expenses	(0.7)	(0.7)	(1.4)	(0.7)	(0.8)	(1.5)	
Other operating expenses	(3.6)	(2.1)	(5.8)	(1.0)	(1.2)	(2.3)	
<b>Total Operating Expenses</b>	<b>(12.0)</b>	<b>(9.4)</b>	<b>(21.3)</b>	<b>(6.0)</b>	<b>(8.2)</b>	<b>(14.3)</b>	50%
<b>EBITDA</b>	<b>19.1</b>	<b>(1.9)</b>	<b>17.2</b>	<b>(1.0)</b>	<b>8.9</b>	<b>7.8</b>	122%
Depreciation and amortisation	(0.7)	(0.5)	(1.2)	(0.2)	(0.2)	(0.4)	
<b>EBIT</b>	<b>18.4</b>	<b>(2.4)</b>	<b>16.0</b>	<b>(1.2)</b>	<b>8.6</b>	<b>7.3</b>	119%
Gross Margin	78%	72%	77%	68%	76%	74%	
EBITDA Margin	48%	-19%	34%	-14%	42%	27%	
EBIT Margin	46%	-23%	32%	-17%	41%	26%	

## GROSS MARGIN

- Margin increased from 74% in FY20 to 77% in FY21 driven by increase in healthcare sales (up from 50% in FY20) as a proportion of total sales; Healthcare products having higher margins than industrial and largely direct sales in US and Australia
- Margin decreased in 2H FY21 from 78% in 1H FY21 to 72% due to:
  - Change in product segment mix. Proportion of healthcare sales decreased from 78% to 50% as healthcare PPE purchasing patterns changed in 2H
  - Reduction in sales volumes and absorption of some production labour costs
- Business currently not experiencing material cost increases in COGS, nor delays or supply chain issues
- FY22 Gross Margin is expected to be in line or above 2HFY21 Gross Margin
- The business anticipates more healthcare sales through distributors in FY22 as healthcare markets continue to open up

### OUTLOOK

Although we have seen improved monthly sales year to date FY22 as against Q4FY21, the business is subject to month to month volatility.

Further, it may take some time for more regular and predictable growth patterns to emerge given increasing infections in our major target markets and customer supply chain congestion.

- Surplus low tech masks still present in the market
- Customers experiencing business challenges: material and staff shortages along with logistics delays
- Higher vaccination rates opening global markets
- Educated markets on PPE; regulators upgrading guidelines for better and reusable solutions
- Renewed outbreaks maintaining a focus on respiratory protection and requiring cost effective solutions
- Better PPE is a strategy being implemented to alleviate staff shortages
- Governments and businesses shifting to create sustainable supply chains





BEST IN CLASS  
CATEGORY LEADER

## NEW PRODUCTS LAUNCHED 2021

### New filter for Source Control: Steri-plus

Exhalation valve filter (98% filtering efficiency) suitable for sterile environments or where source control is required

- First and only PAPR with Source Control
- Extends application of CleanSpace in healthcare and industrial sectors
- NIOSH, CE Mark and TGA approved



### New filter for Chemical and Pharma Sectors

#### Ax Gas Combination Filter

For use against low boiling point ( $\leq 65^{\circ}\text{C}$ ) organic compounds such as methyl bromide, methanol, acetone

- First and only PAPR with AX Filter for low boiling point organic gases
- Expands CleanSpace applications into large industrial sectors: chemical manufacturing, aerospace, energy, oil & gas, industrial fumigation, pharmaceutical production
- CE Mark and AS1716 approved



## IN TRIAL: CLEANSPACE SMART USED WITH OUR BLUETOOTH ENABLED DEVICES



### Compliance solution for employers

- First and only PAPR with use data capture
- Monitors staff protection before and during their time in the contaminated area
- Developed in consultation with clinical professionals and frontline healthcare staff during COVID outbreaks
- NIOSH, CE Mark and AS1716 approved

Automated monitoring of staff protection





[WWW.CLEANSPACETECHNOLOGY.COM](http://WWW.CLEANSPACETECHNOLOGY.COM)