

# A FUTURE WITH GROWTH

PRODUCTION

500  
kozpa

RESERVE

5  
Moz

RESOURCE

10  
Moz

AISC

\$1000  
USD/oz



Diggers and Dealers Mining Forum



Jim Beyer – Managing Director and CEO

3 August 2022

ASX:RRL

## CAUTIONARY STATEMENT

This presentation contains only a brief overview of Regis Resources Limited and its associated entities ("Regis or RRL") and their respective activities and operations. The contents of this presentation, including matters relating to the geology of Regis' projects, may rely on various assumptions and subjective interpretations which it is not possible to detail in this presentation and which have not been subject to any independent verification.

This presentation contains a number of forward-looking statements that are subject to risk factors associated with gold exploration, mining and production businesses. It is believed that the forward looking statements in this presentation are reasonable based on information available as at the date of this presentation but known and unknown risks and uncertainties, and factors outside of Regis' control, may cause the actual results, performance and achievements of Regis to differ materially from those expressed or implied in this presentation. These risk factors include, but are not limited to, changes in commodity prices, foreign exchange fluctuations and general economic conditions, increased costs and demand for production inputs, the speculative nature of exploration and project development, including the risks of obtaining necessary licenses and permits and diminishing quantities or grades of reserves, political and social risks, changes to the regulatory framework within which the Company operates or may in the future operate, environmental conditions including extreme weather conditions, recruitment and retention of personnel, industrial relations issues and litigation. Readers are cautioned not to place undue reliance on forward looking statements. No representation or warranty, express or implied is made as to the accuracy, currency or completeness of the information in this presentation, nor the future performance of Regis. Except as required by applicable law or regulations, Regis does not undertake to publicly update or review any forward-looking statements, whether as a result of new information or future events. Current and potential investors and shareholders should seek independent advice before making any investment decision in regard to Regis or its activities.

The information in this presentation that relates to production targets and associated forecast financial information is extracted from the ASX announcement released 26 July 2022 entitled "June Quarterly and Strategy Outlook". Mineral Resources, Ore Reserves and Exploration Results are extracted from the Mineral Resource and Ore Reserve Statement released to the ASX on 8 June 2022 (the Relevant ASX Announcements).

In each case, appropriate Competent Person's consents were obtained for the release of that information in the Relevant ASX Announcements and those consents remain in place for subsequent releases by the Company of the same information in the same form and context, until the consent is withdrawn or replaced by a subsequent report and accompanying consent.

The Company confirms that it is not aware of any new information or data that materially affects the information included in the Relevant ASX Announcements and in each case the Production Targets, forecast financial information and estimates of Mineral Resources or Ore Reserves, that all material assumptions and technical parameters underpinning that information in the Relevant ASX Announcements, continue to apply and have not materially changed. The Company confirms that the form and context in which the Competent Person's findings are presented have not been materially modified from the original ASX announcement.

This presentation uses mineral reserves and mineral resources classification terms that comply with reporting standards in Australia. These standards differ significantly from the requirements of the United States Securities and Exchange Commission that are applicable to domestic United States reporting companies and, therefore, are not comparable.

Past performance and pro-forma financial information given in this document, including in relation to upgrades to resources and reserves, is given for illustrative purposes only and should not be relied upon as (and is not) an indication of future performance, nor of Regis' views on the Company's future financial performance or condition. Investors should note that past performance of Regis, including the historical trading prices of its shares, cannot be relied upon as an indicator of (and provides no guidance as to) Regis' future performance, including the future trading price of its shares. The historical information included in this presentation is, or is based on, information that has previously been released to the market.


As noted above, an investment in Regis shares is subject to known and unknown risks, some of which are beyond the control of Regis. Regis does not guarantee any particular rate of return or the performance of the Company, nor does it guarantee the repayment of capital from Regis or any particular tax treatment.

The distribution of this presentation (including an electronic copy) outside of Australia (including the United States) may be restricted by law and any such restrictions should be observed. Any non-compliance with these restrictions may contravene applicable securities laws.

ASX announcements are available on the Company's website at [www.regisresources.com.au](http://www.regisresources.com.au)

# INVESTMENT HIGHLIGHTS

Strong platform to launch future growth



## Strong Financial Position

- Cash and Gold on hand: \$231m
- Net Debt: \$69m
- Net Debt to FY21 EBITDA: 0.17x



## Long Life

- Reserve life of 9 Years



## Robust Margins

- FY21 49% EBITDA Margin
- FY22 AISC \$1556/oz
- FY22 ASIC Margin \$771/oz



## Simplicity and Scale

- 4<sup>th</sup> Largest producer on ASX
- Targeting 500koz Au per year from 2 existing operating sites
- New projects allow capability to deliver beyond 500koz



## ESG

- Progressive ESG performance
- LTIFR >40% below industry average



## Tier 1 Jurisdictions

- 100% production in Australia



# PROGRESSIVE AND MEASURED APPROACH TO ESG

Strong progress in FY22



Safety, health  
and wellbeing

- Lost Time Injury Frequency Rate 40% below WA industry average



People, diversity  
and inclusion

- 23% female employees
- 27% of managerial and executive positions held by females
- 40% female directors



Environmental  
stewardship

- Zero reportable environmental incidents
- Increasing rehabilitation rate of disturbed land
- Installing sources of renewable energy
- Committed alignment to the Global Industry Standard on Tailings Management

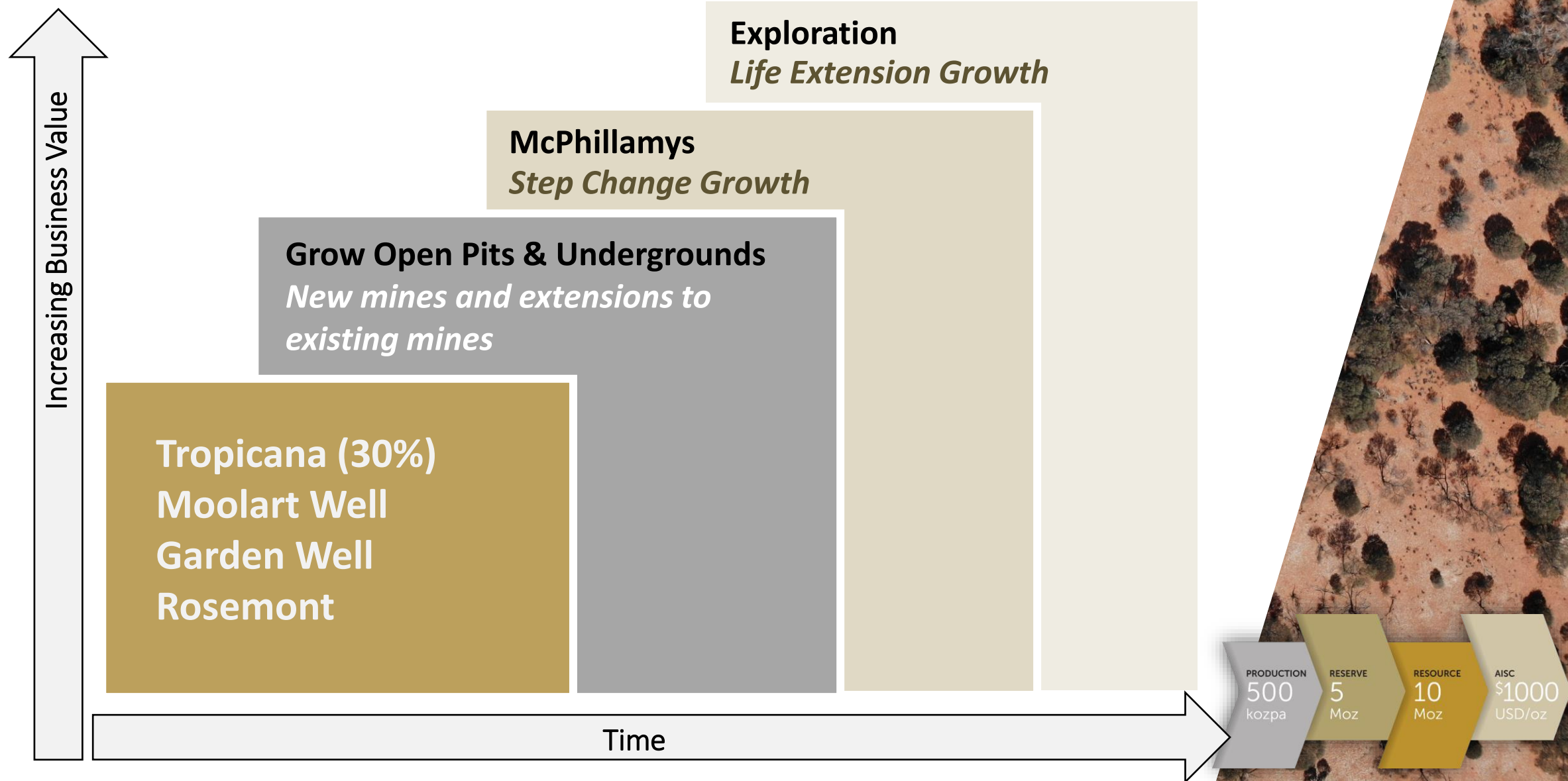


Governance

- 100% compliance with ASX Corporate Governance Council Principles and Recommendations



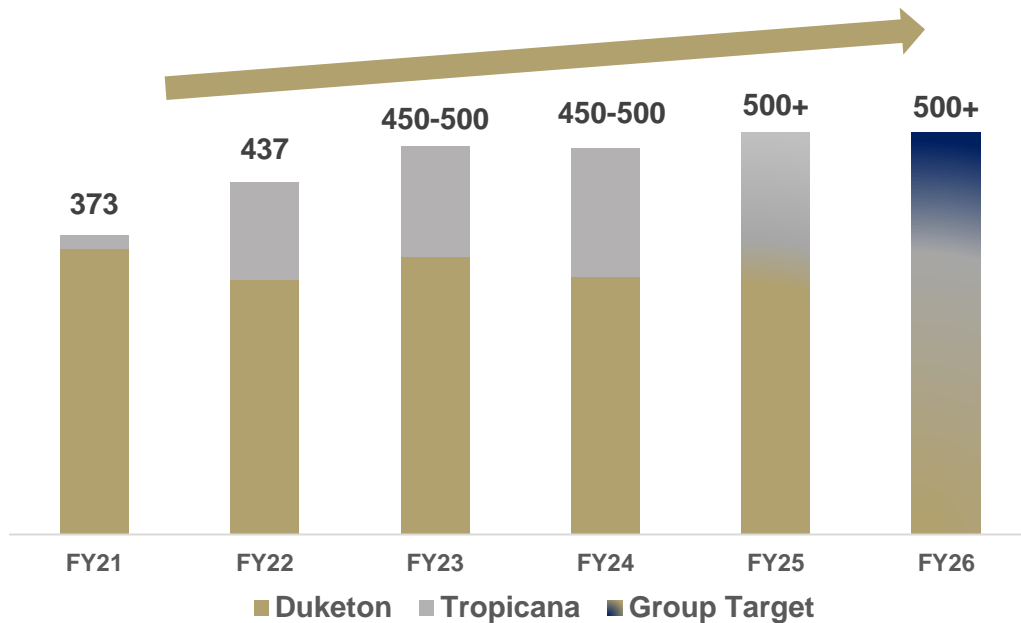
# KEY ELEMENTS OF VALUE GROWTH



# GROWTH OUTLOOK

A business with scale and multiple organic growth options

Group Production Targets (koz)



Growth Capex

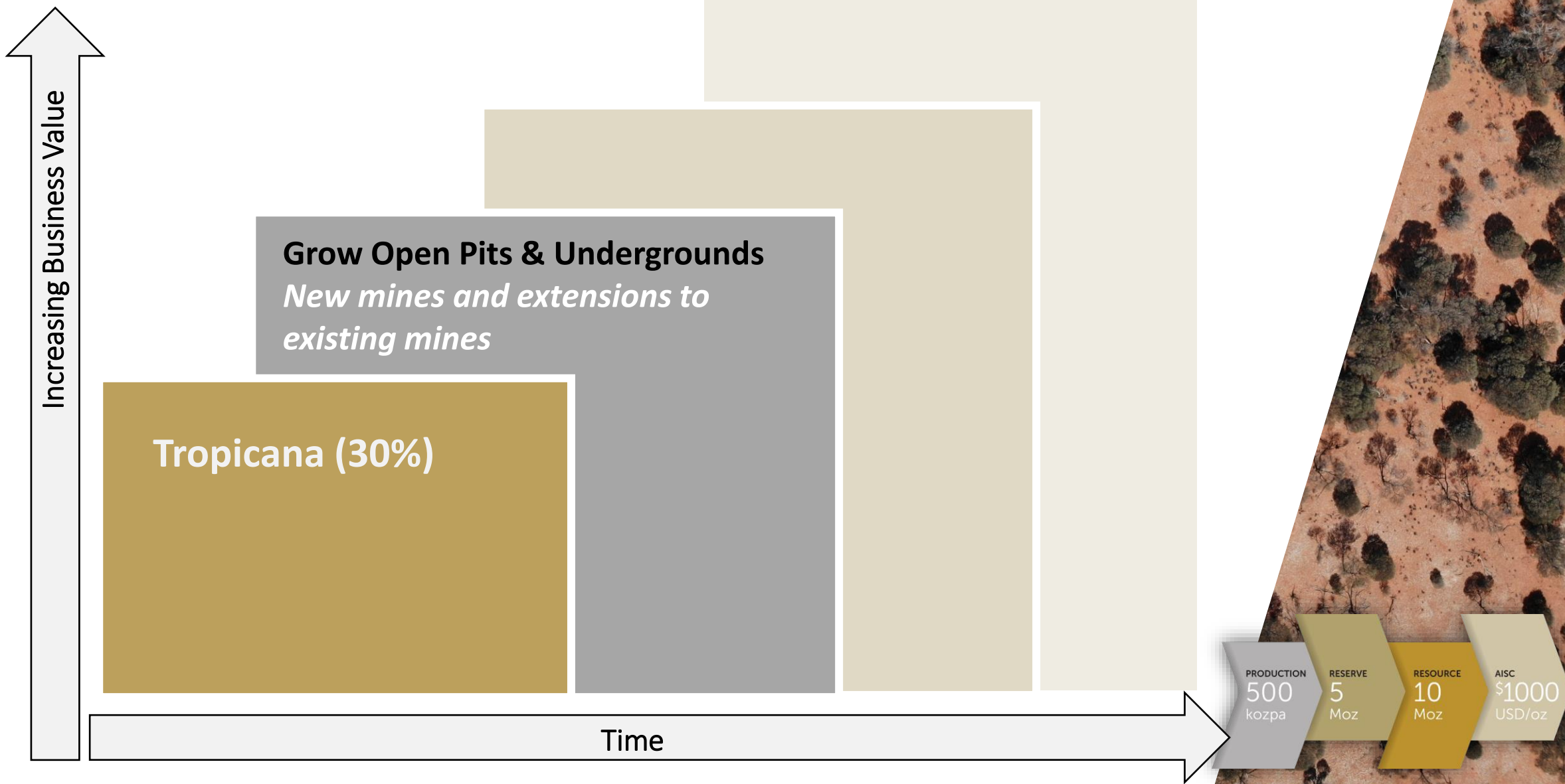
\$165M

\$145-\$155M

<\$75M

- 🔗 **Targeting 500koz per year by FY25**
  - 🔗 June quarter FY22 at 124koz
  - 🔗 FY23 Guidance: 450-500koz  
AISC \$1525-\$1625/oz
  
- 🔗 **2 current reliable cash generating pillars**
  - 🔗 Duketon up to ~350koz per year
  - 🔗 Tropicana up to ~150koz per year
  
- 🔗 FY23 Growth Capital to fund open pit stripping (Havana, Ben Hur) and underground development (Rosemont, Garden Well)
  
- 🔗 **Growth capital substantially decreasing from FY24**
  
- 🔗 +500koz per year target from internal sources includes yet to be approved McPhillamys after FY25.

# KEY ELEMENTS OF VALUE GROWTH





## TROPICANA OUTLOOK

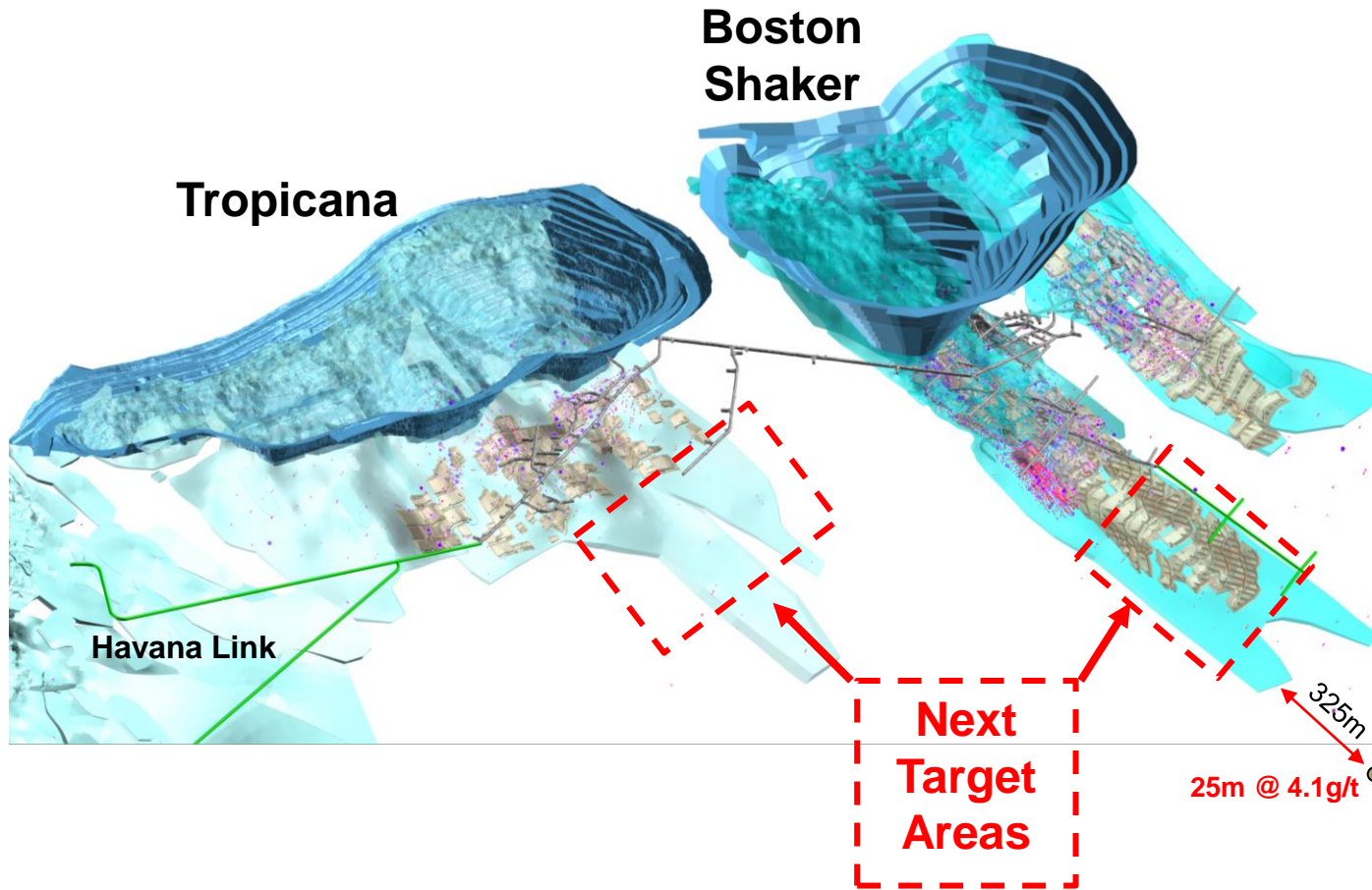
Reliable cash flow generation with an increasing production profile

- 🌀 FY23 Gold production of 130koz-145koz at AISC of \$1350-\$1450/oz
- 🌀 Gold production **increases to ~150koz from FY24 onwards**
- 🌀 Growth capex **decreasing from FY24 onwards**
- 🌀 Mine life targeted to **extend beyond 10+ years**
- 🌀 **Strong cash generation** over the life of mine



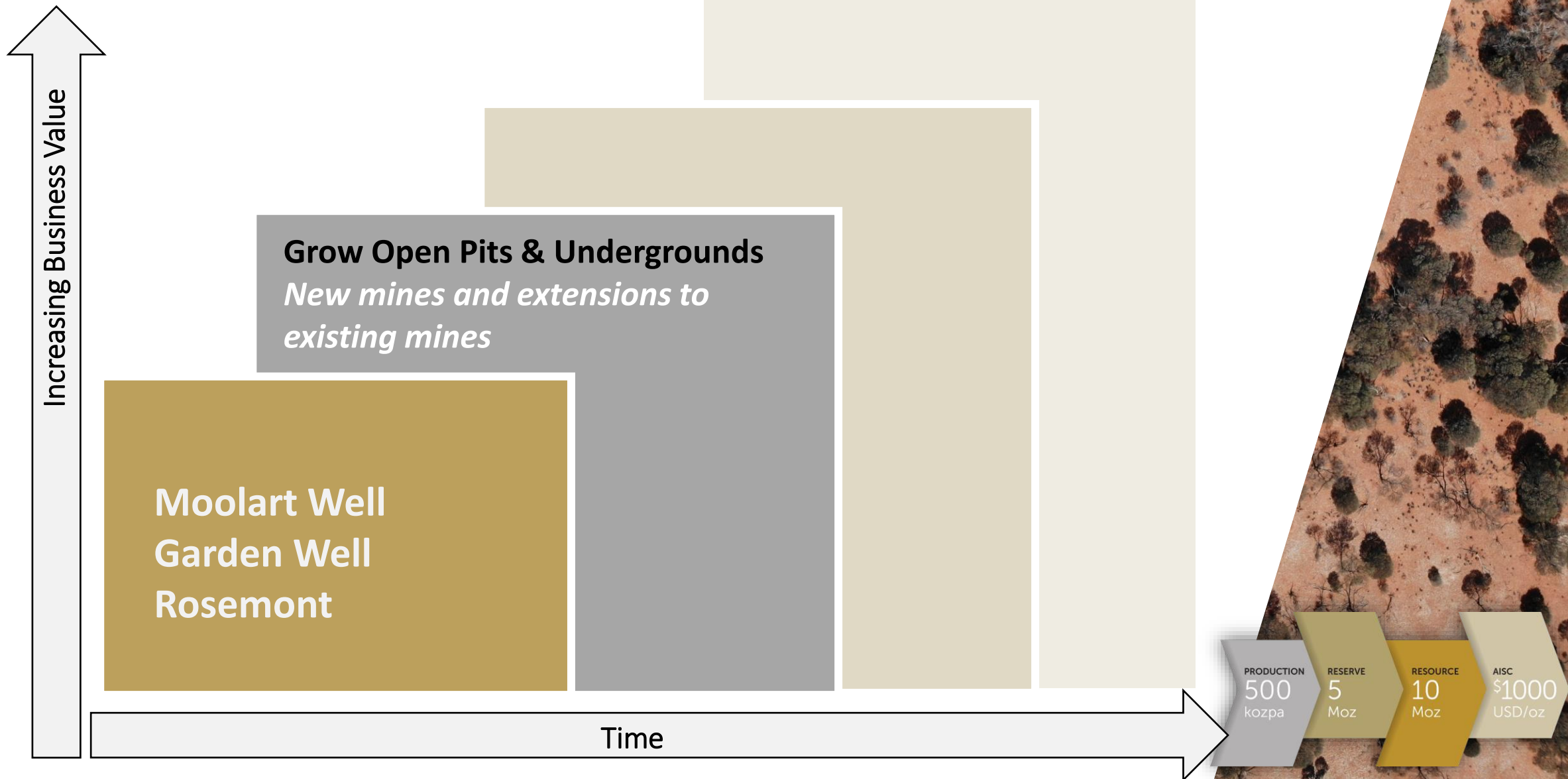
# MINE PLAN - TROPICANA

Long term mine life with no end in sight



- ⌘ **Mill throughput at 9-10Mtpa** (20% U/G, 50% O/P, 30% Stockpile)
- ⌘ **Open Pit feed from Havana to commence in FY23 at 1.5g/t** reducing lower grade stockpile feed
- ⌘ **Underground feed from Boston Shaker and Tropicana increasing year on year at ~3g/t**
- ⌘ Commenced an exploration drive to evaluate additional underground ore sources at Tropicana and Havana
- ⌘ **Full Asset Potential Review** commenced targeting design optimisation and cost improvement

# KEY ELEMENTS OF VALUE GROWTH



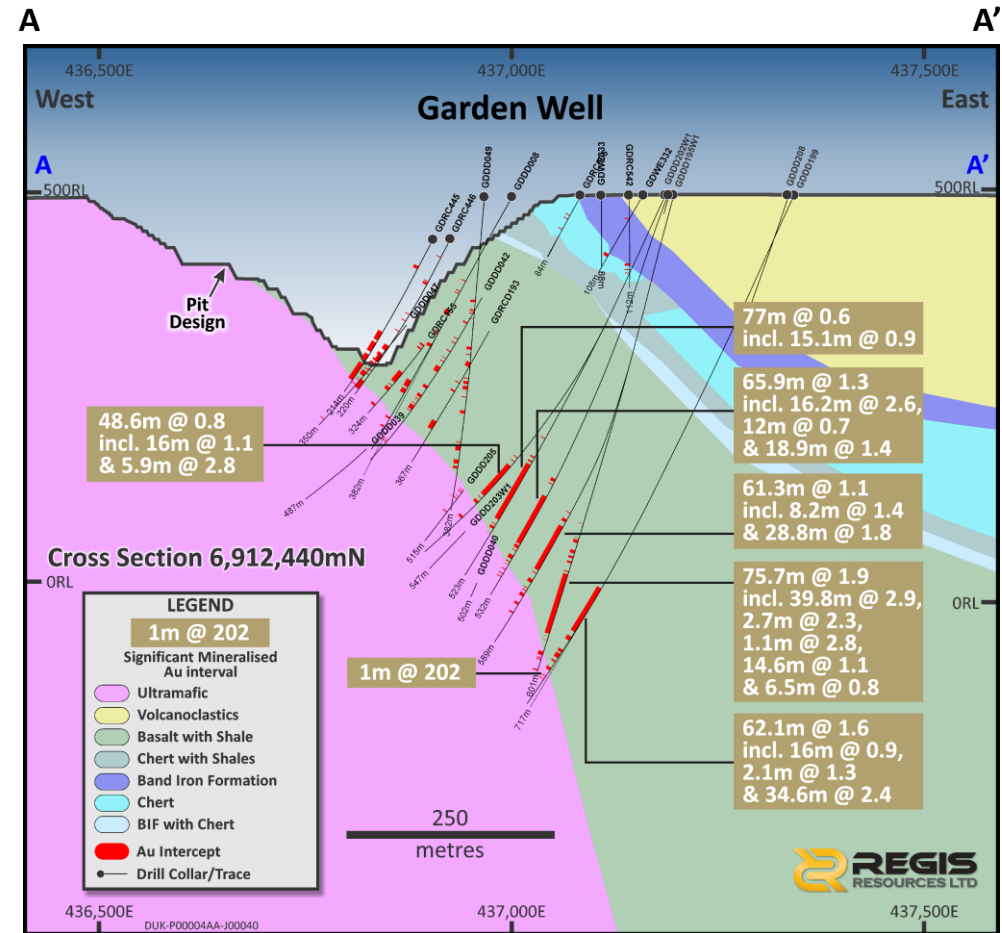
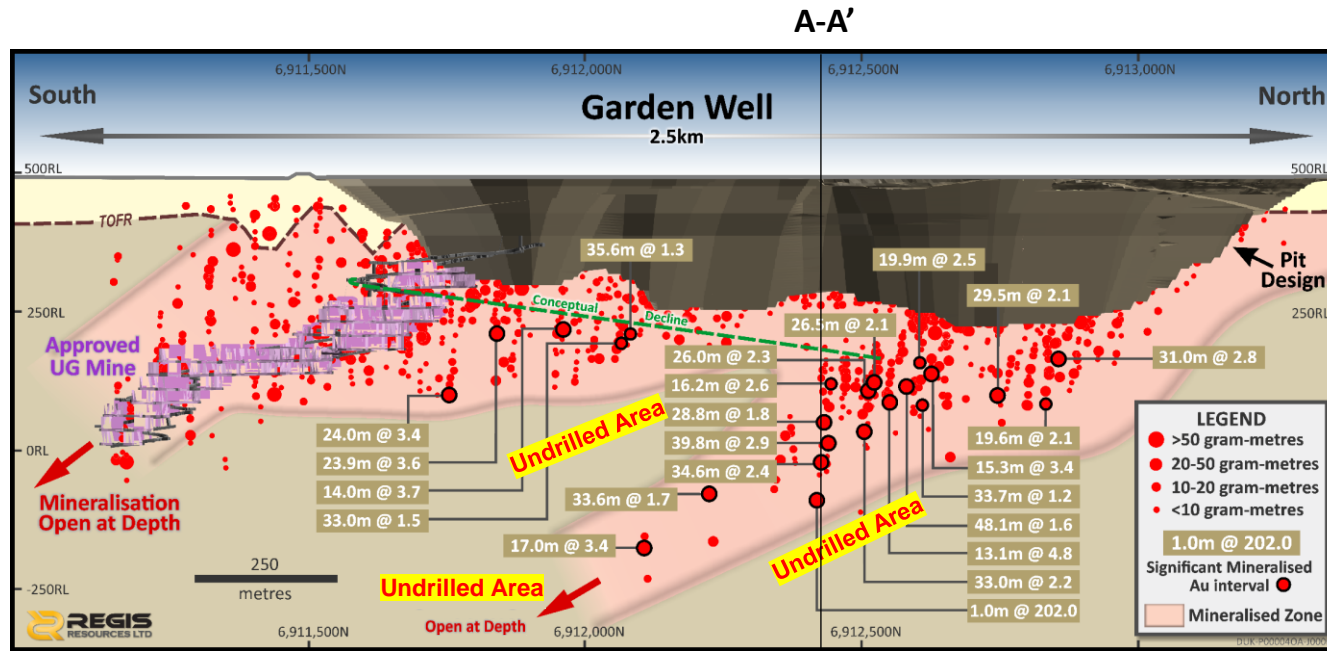
## DUKETON OUTLOOK

Transitioned back to reliable production and cash generation

- FY23 Gold production of **320koz-355koz at AISC of \$1550-\$1650/oz**
- Growth capex **decreasing from FY24 onwards**
- **Mill throughput of 8-9Mtpa**
- Underground feed at 1-1.3Mtpa from **Rosemont and Garden Well at 2.5-3.0g/t**
  - 40% of gold production from underground sources from FY24
  - Now seeing underground Reserve replacement
- Reserve life of 5 Years
- **Targeting gold production 320koz-350koz for FY24-FY25**

# NEAR MINE EXPLORATION – DUKETON UNDERGROUND

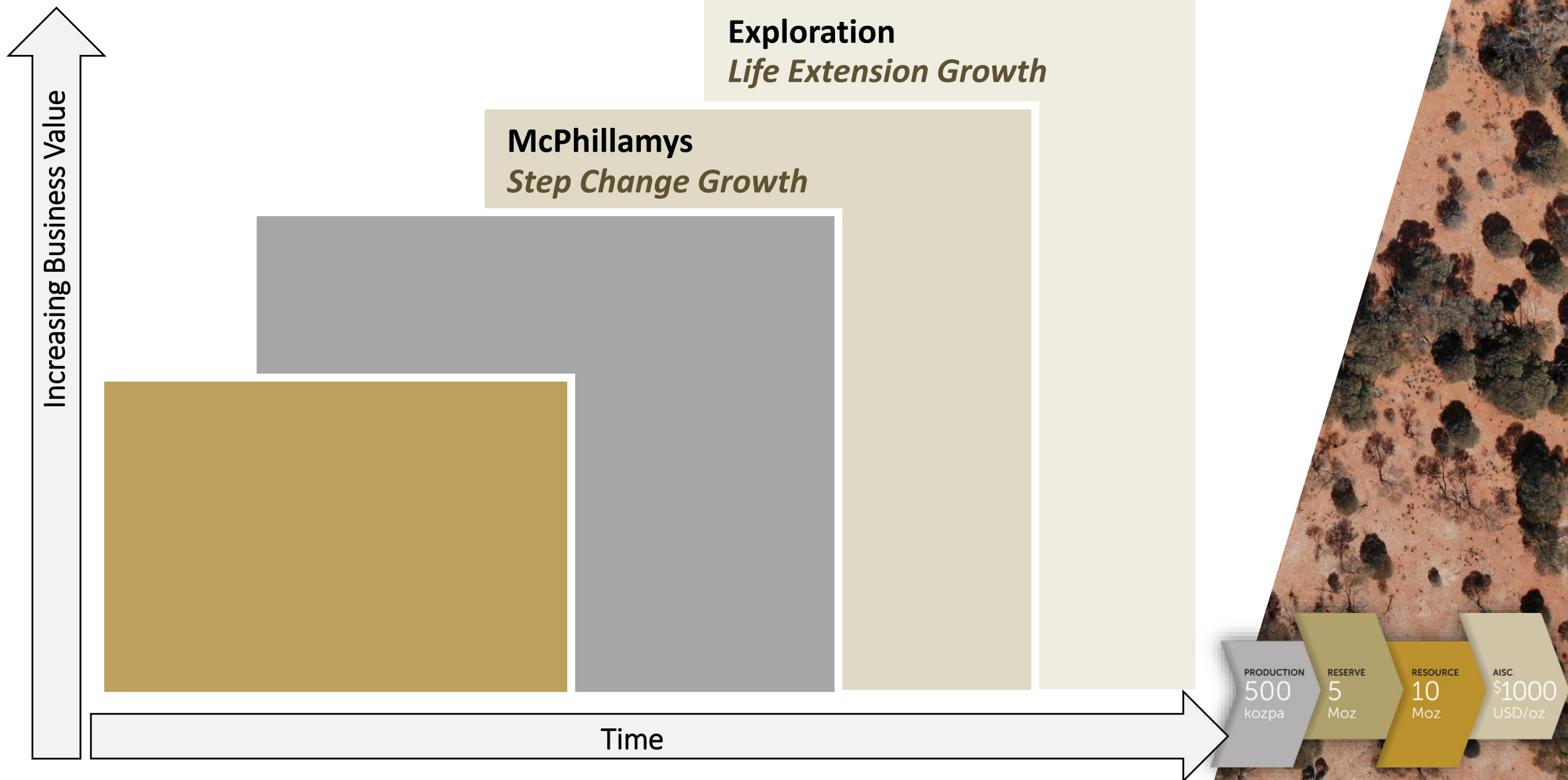
The entire Garden Well Underground system potential is growing..... it's more than we thought.



- 🌀 Drilling results continue to indicate a large broad system that holds high grade zones.
- 🌀 Additional focus is on the undrilled areas to identify the continuity.
- 🌀 Surface infrastructure currently limits ability to drill key areas and conceptual access decline will enable targeted effort.



# KEY ELEMENTS OF VALUE GROWTH





# MCPHILLAMYS – APPROVALS PROGRESSING

One of Australia's largest undeveloped open pit gold resources



## MINERAL RESOURCE

**2.29 Moz Au**

## ORE RESERVE

**2.02 Moz Au**

## PRODUCTION

**Up to ~200kozpa Au**

## SATELLITE PROJECT

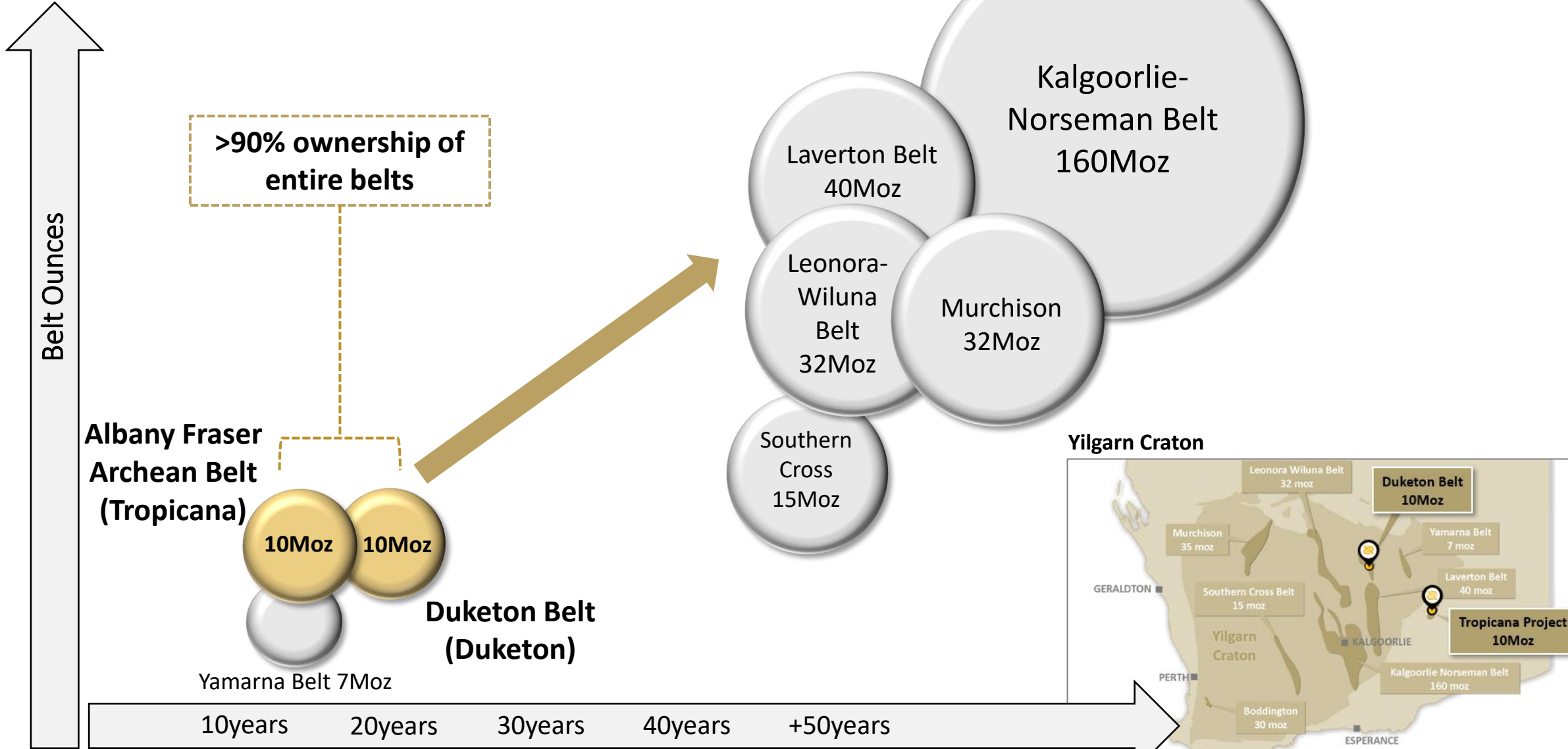
**Discovery Ridge 390koz Au Resource**

**Multiple additional targets**



# A FUTURE OF GROWTH

On greenstone belts the longer you explore the more you find...





# A FUTURE OF GROWTH

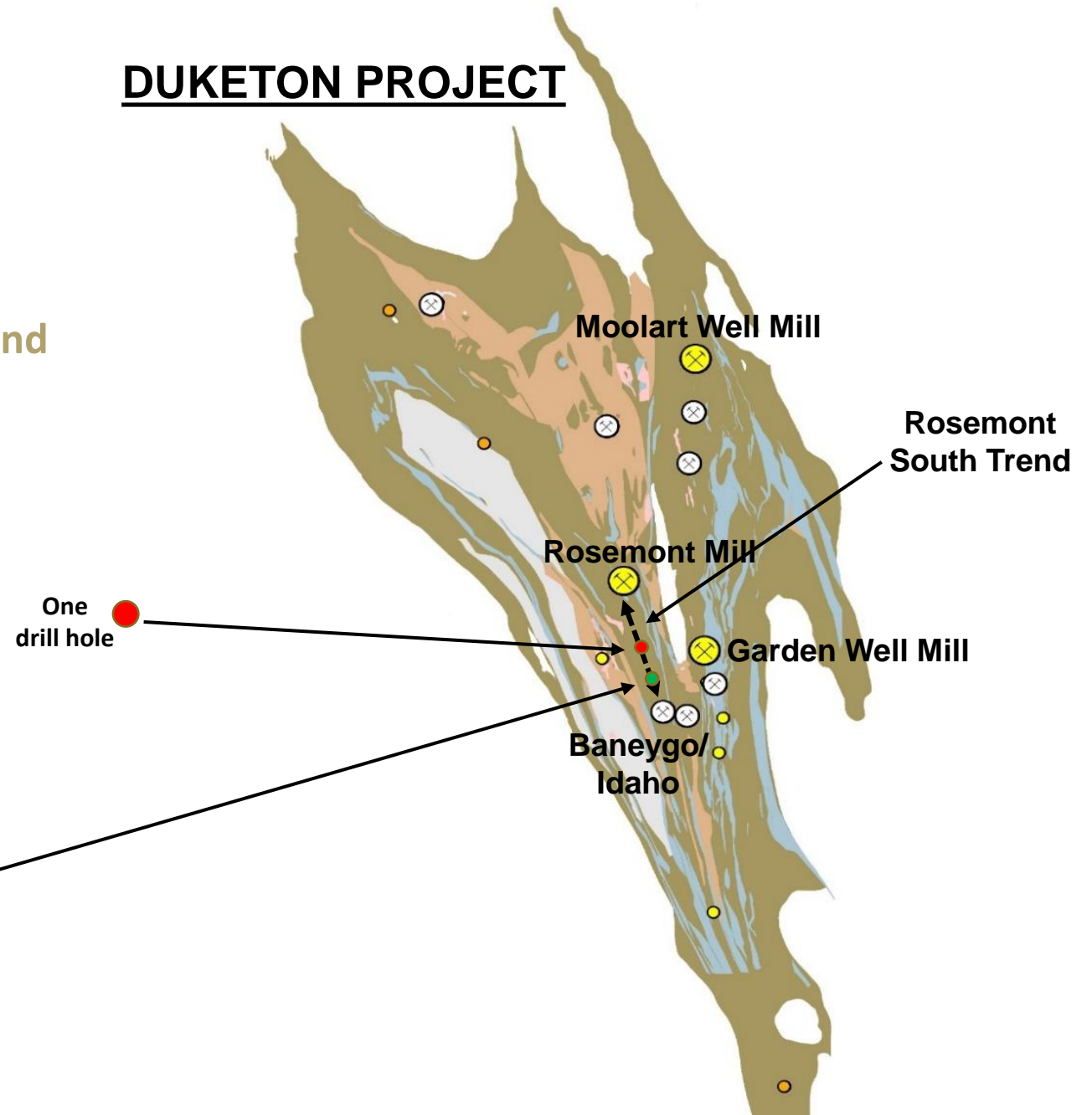
Under explored area is showing its potential

## Promising results on the Rosemont South Trend

- 10m @ 110 g/t gold from 140m
  - Including 4m @ 274 g/t gold from 140m
- 8m @ 1.2 g/t gold from 100m
- 12m @ 6.0 g/t gold from 40m

One  
drill hole

## DUKETON PROJECT
















Are we seeing glimpses of the future...?



# The Investment Case

The Regis recipe for outperformance

-  Strong financial platform 
-  Generate robust operating cash flows 
-  Long Reserve life with a production growth profile 
-  Exclusively in Tier 1 locations 
-  Progressive and measured approach to ESG 
-  Returning to consistent plan delivery **In Progress**
-  Emerging confidence on prospective greenstone belts 

# A FUTURE WITH GROWTH



Jim Beyer – Managing Director & CEO

3 August 2022

ASX:RRL

 **REGIS**  
RESOURCES LTD

# APPENDIX - FY23 PRODUCTION GUIDANCE

Building to a 500koz producer

Operation	Duketon	Tropicana (30%)	Group
Production (koz)	320 - 355	130 - 145	450 - 500
AISC (A\$/oz)	1,550 - 1,650	1,350 - 1,450	1,525 - 1,625
Growth Capital (A\$M) <sup>1</sup>	85 - 90	60 - 65	145 - 155
Exploration and McPhillamys (A\$M)	37	11	72 <sup>2</sup>



1. Growth Capital includes open pit and underground pre-production mining costs, pre-strip costs, camp expansion costs and other growth related project and property, plant and equipment costs
2. Group includes guidance for expenditure associated with McPhillamys of A\$24 million for FY23

# APPENDIX – RESERVE TABLE

ORE RESERVES as at 31 December 2021 (Regis Attributable)														
Gold				Proved				Probable			Total Ore Reserve			Competent Person <sup>3</sup>
Project <sup>1</sup>	Equity	Type	Cut-Off (g/t) <sup>2</sup>	Tonnes (Mt)	Gold Grade (g/t)	Gold Metal (koz)	Tonnes (Mt)	Gold Grade (g/t)	Gold Metal (koz)	Tonnes (Mt)	Gold Grade (g/t)	Gold Metal (koz)		
DNO ROM Ore Reserves		Open-Pit	ROM	0.6	0	0.7	10	4	1.0	130	4	1.0	140	B
DNO LG Ore Reserves		Open-Pit	LG	0.3	2	0.3	20	1	0.5	10	3	0.4	30	B
<b>Duketon North Deposits</b>		Sub Total			<b>2</b>	<b>0.4</b>	<b>30</b>	<b>5</b>	<b>1.0</b>	<b>140</b>	<b>7</b>	<b>0.8</b>	<b>170</b>	
DSO ROM Ore Reserves		Open-Pit	ROM	0.5	7	0.7	160	19	1.2	720	26	1.1	880	B
DSO ROM Ore Reserves		Underground	ROM	2.0	0	1.9	0	3	2.8	260	3	2.8	260	C
DSO LG Ore Reserves		Open-Pit	LG	0.3	5	0.3	50	3	0.4	40	8	0.4	90	B
<b>Duketon South Deposits</b>		Sub Total			<b>12</b>	<b>0.5</b>	<b>210</b>	<b>24</b>	<b>1.3</b>	<b>1,020</b>	<b>36</b>	<b>1.0</b>	<b>1,230</b>	
<b>Duketon Total</b>	<b>100%</b>	Sub Total			<b>15</b>	<b>0.5</b>	<b>240</b>	<b>29</b>	<b>1.3</b>	<b>1,160</b>	<b>43</b>	<b>1.0</b>	<b>1,400</b>	
Tropicana ROM Ore Reserves		Open-Pit	ROM	0.7	1	2.0	90	7	2.0	420	8	2.0	510	F
Tropicana ROM Ore Reserves		Stockpiles	ROM	0.6	4	0.9	100	0	-	0	4	0.9	100	F
Tropicana ROM Ore Reserves		Underground	ROM	2.5	1	2.9	90	0	3.4	10	1	2.9	100	G
<b>Tropicana Total</b>	<b>30%</b>	Sub Total			<b>6</b>	<b>1.4</b>	<b>280</b>	<b>7</b>	<b>2.0</b>	<b>440</b>	<b>13</b>	<b>1.7</b>	<b>710</b>	
<b>McPhillamys</b>	<b>100%</b>	Open-Pit	ROM	0.4	-	-	-	<b>61</b>	<b>1.0</b>	<b>2,020</b>	<b>61</b>	<b>1.0</b>	<b>2,020</b>	<b>B</b>
<b>REGIS TOTAL</b>		<b>GRAND TOTAL</b>			<b>21</b>	<b>0.8</b>	<b>520</b>	<b>96</b>	<b>1.2</b>	<b>3,620</b>	<b>117</b>	<b>1.1</b>	<b>4,140</b>	

## Notes

The above data has been rounded to the nearest 1,000,000 tonnes, 0.1 g/t gold grade and 10,000 ounces. Errors of summation may occur due to rounding.

1. Ore Reserves are reported inclusive of associated Stockpiles except for Tropicana.

2. Cutoff grades vary according to oxidation and lithology domains. Listed cut-offs are the weighted average of these various cut-offs grades for that project classification.

3. Refer to Group Competent Person Notes.



# APPENDIX – RESOURCE TABLE

MINERAL RESOURCES as at 31 December 2021 (Regis Attributable)																
Gold			Measured				Indicated			Inferred			Total Resource			Competent Person <sup>2</sup>
Project1	Equity	Type	Cut-Off (g/t)	Tonnes (Mt)	Gold Grade (g/t)	Gold Metal (koz)	Tonnes (Mt)	Gold Grade (g/t)	Gold Metal (koz)	Tonnes (Mt)	Gold Grade (g/t)	Gold Metal (koz)	Tonnes (Mt)	Gold Grade (g/t)	Gold Metal (koz)	
Moolart Well		Open-Pit	0.4	7	0.7	170	14	0.7	320	12	0.7	280	33	0.7	760	A
Duketon North Minor Mineral Resources <sup>3</sup>		Open-Pit	0.4	1	0.4	20	11	0.8	280	11	0.7	260	23	0.9	550	A/D
<b>Duketon North Deposits</b>		<b>Sub Total</b>		<b>8</b>	<b>0.7</b>	<b>180</b>	<b>25</b>	<b>0.7</b>	<b>590</b>	<b>23</b>	<b>0.7</b>	<b>540</b>	<b>56</b>	<b>0.7</b>	<b>1310</b>	
Garden Well		Open-Pit	0.4	11	0.6	230	43	0.9	1,230	4	0.7	100	59	0.8	1,550	A
Duketon South Minor OP Mineral Resources <sup>3</sup>		Open-Pit	0.4	5	0.7	120	38	1.1	1,370	5	1.1	180	48	1.1	1,660	A
Duketon South Minor UG Mineral Resources <sup>4</sup>		Underground	1.8/2.0	1	4.2	168	2	3.9	246	2	3.9	212	5	4.0	630	A
<b>Duketon South Deposits</b>		<b>Sub Total</b>		<b>18</b>	<b>0.9</b>	<b>510</b>	<b>83</b>	<b>1.1</b>	<b>2,840</b>	<b>11</b>	<b>1.4</b>	<b>490</b>	<b>112</b>	<b>1.1</b>	<b>3,850</b>	
<b>Duketon Total</b>	<b>100%</b>	<b>Total</b>		<b>26</b>	<b>0.8</b>	<b>690</b>	<b>108</b>	<b>1.0</b>	<b>3,440</b>	<b>34</b>	<b>0.9</b>	<b>1,030</b>	<b>169</b>	<b>1.0</b>	<b>5,160</b>	
Tropicana <sup>5</sup>		Open-Pit	0.3/0.4	2	1.5	110	13	1.5	590	0	1.0	10	15	1.5	710	E
Tropicana <sup>5</sup>		Underground	1.6	2	2.8	220	1	3.0	130	10	2.6	830	14	2.7	1,180	E
Tropicana <sup>5</sup>		Stockpiles		9	0.7	190	-	-	-	-	-	-	9	0.7	190	E
<b>Tropicana</b>	<b>30%</b>	<b>Sub Total</b>		<b>14</b>	<b>1.2</b>	<b>520</b>	<b>14</b>	<b>1.6</b>	<b>720</b>	<b>10</b>	<b>2.6</b>	<b>840</b>	<b>38</b>	<b>1.7</b>	<b>2,080</b>	
McPhillamys		Open-Pit	0.4	-	-	-	69	1.0	2280	1	0.6	10	70	1.0	2290	A
Discovery Ridge		Open-Pit	0.4	-	-	-	8	1.3	330	2	0.8	60	10	1.2	390	A
<b>NSW Deposits</b>	<b>100%</b>	<b>Sub Total</b>		<b>-</b>	<b>-</b>	<b>-</b>	<b>77</b>	<b>1.1</b>	<b>2,610</b>	<b>3</b>	<b>0.8</b>	<b>70</b>	<b>80</b>	<b>1.0</b>	<b>2,680</b>	
<b>REGIS TOTAL</b>		<b>GRAND TOTAL</b>		<b>40</b>	<b>0.9</b>	<b>1,210</b>	<b>199</b>	<b>1.1</b>	<b>6,770</b>	<b>48</b>	<b>1.3</b>	<b>1,940</b>	<b>287</b>	<b>1.1</b>	<b>9,920</b>	

#### Notes

The above data has been rounded to the nearest 1,000,000 tonnes, 0.1 g/t gold grade and 10,000 ounces. Errors of summation may occur due to rounding.

All Mineral Resources are reported inclusive of Ore Reserves in accordance with the JORC Code 2012 unless otherwise noted.

1. Mineral Resources and Ore Reserves are reported inclusive of ROM Stockpiles at cut-off grade.

2. Refer to Group Competent Person Notes.

3. Minor Mineral Resources for DNO are Gloster, Dogbolter-Coopers, Petra, Anchor, Ventnor and Terminator. Minor Mineral Resources for DSO are Rosemont Open Pit, Toohey's Well, Baneygo, Eristoun, Beamish, Reichelt's Find, Russell's Find, King John and Lancefield North.

4. Minor Underground resources are Rosemont Underground and Garden Well Underground. Garden Well Underground reported at an Economic cutoff of 1.8g/t, Rosemont Underground reported at an economic cutoff of 2.0g/t

5. Only Regis 30% holding in Tropicana. Tropicana previously reported in "Mineral Resource and Ore Reserve Report as at 31 December 2021" dated 30 March 2022