

ASX MEDIA RELEASE

15 September 2022

## Annual Report - 30 June 2022

**Clarity Pharmaceuticals** (ASX: CU6) ("Clarity"), a clinical stage radiopharmaceutical company with a mission to develop next-generation products that improve treatment outcomes for children and adults with cancer is pleased to announce, in accordance with requirements of ASX Listing Rules, release of its Annual Report for the year ending 30 June 2022.

The Annual Report is attached to this release. It has been authorised for release by the board of directors.

### For more information, please contact:

Dr Alan Taylor  
**Executive Chairman**  
Clarity Pharmaceuticals  
[ataylor@claritypharm.com](mailto:ataylor@claritypharm.com)

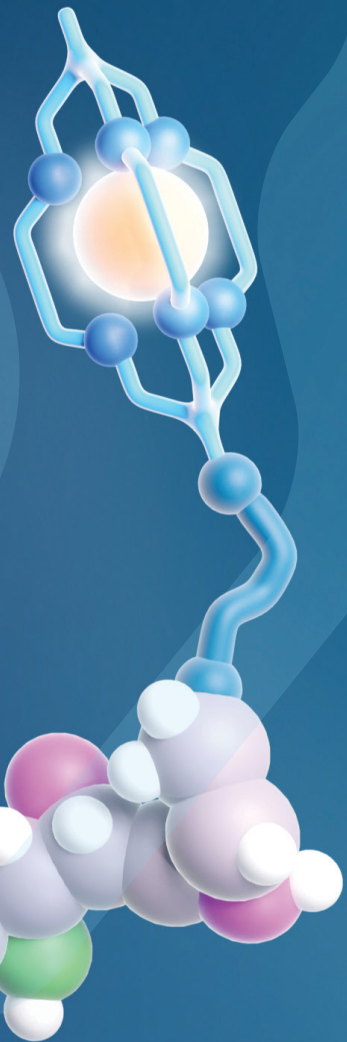
Catherine Strong  
**Investor/Media Relations**  
Citadel-MAGNUS  
[cstrong@citadelmagnus.com](mailto:cstrong@citadelmagnus.com)  
+61 406 759 268

### About Clarity Pharmaceuticals

Clarity is a clinical stage radiopharmaceutical company focused on the treatment of serious disease. The Company is a leader in innovative radiopharmaceuticals, developing targeted copper theranostics based on its SAR Technology Platform for the treatment of cancer in children and adults.

[www.claritypharmaceuticals.com/](http://www.claritypharmaceuticals.com/)

ANNUAL  
REPORT  
2022



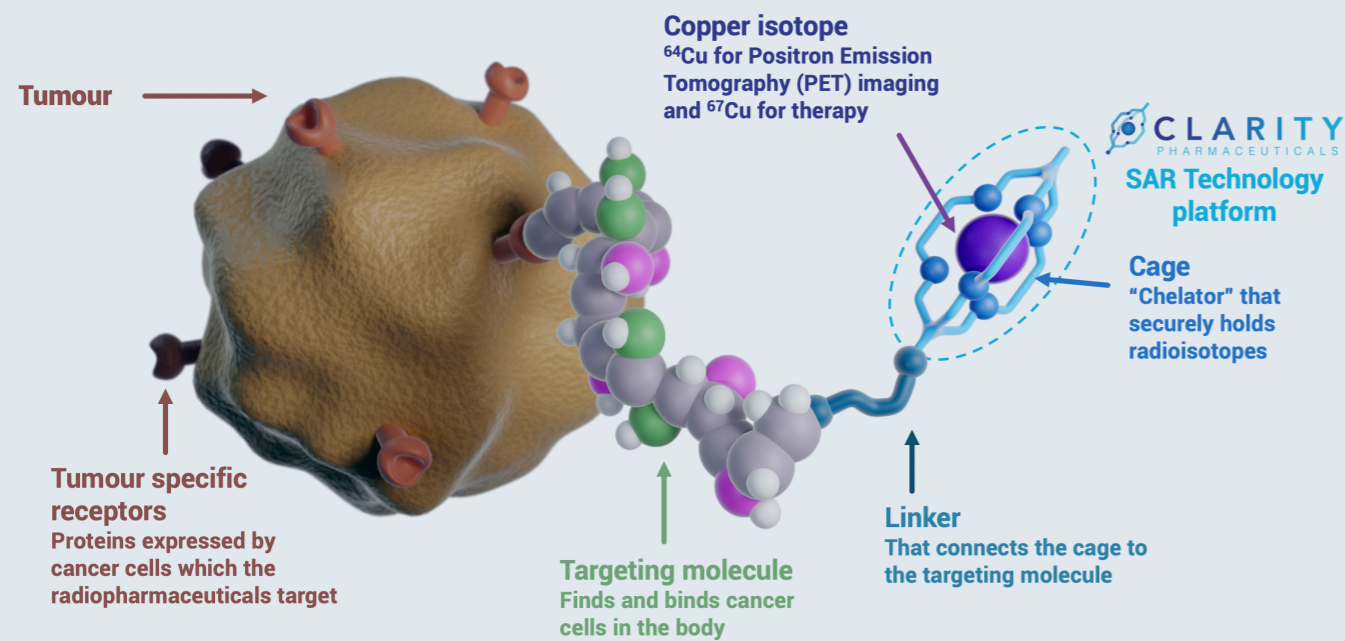
# CONTENTS

<b>2</b>	<b>About Clarity Pharmaceuticals</b>
<b>4</b>	<b>Executive Chairman's Letter</b>
<b>7</b>	<b>CEO's Letter</b>
<b>9</b>	<b>Corporate</b>
<b>10</b>	<b>Clinical &amp; Regulatory Development</b>
	14 SAR-bisPSMA
	18 SARTATE
	21 SAR-Bombesin
<b>25</b>	<b>Manufacturing &amp; Supply Chain</b>
<b>28</b>	<b>Intellectual Property</b>
<b>29</b>	<b>Discovery Program</b>
<b>30</b>	<b>Team &amp; Collaborators</b>
<b>31</b>	<b>References</b>
<b>32</b>	<b>Directors' Report</b>
	46 Remuneration Report
	70 Auditors Independence Declaration
<b>71</b>	<b>Financial Statements</b>
	72 Consolidated Statement of Profit or Loss and Other Comprehensive Income
	73 Consolidated Statement of Financial Position
	74 Consolidated Statement of Changes in Equity
	75 Consolidated Statement of Cash Flows
	76 Notes to the Financial Statements
	99 Directors' Declaration
	100 Independent Auditor's Report
<b>103</b>	<b>ASX Additional Information</b>
<b>107</b>	<b>Corporate Directory</b>

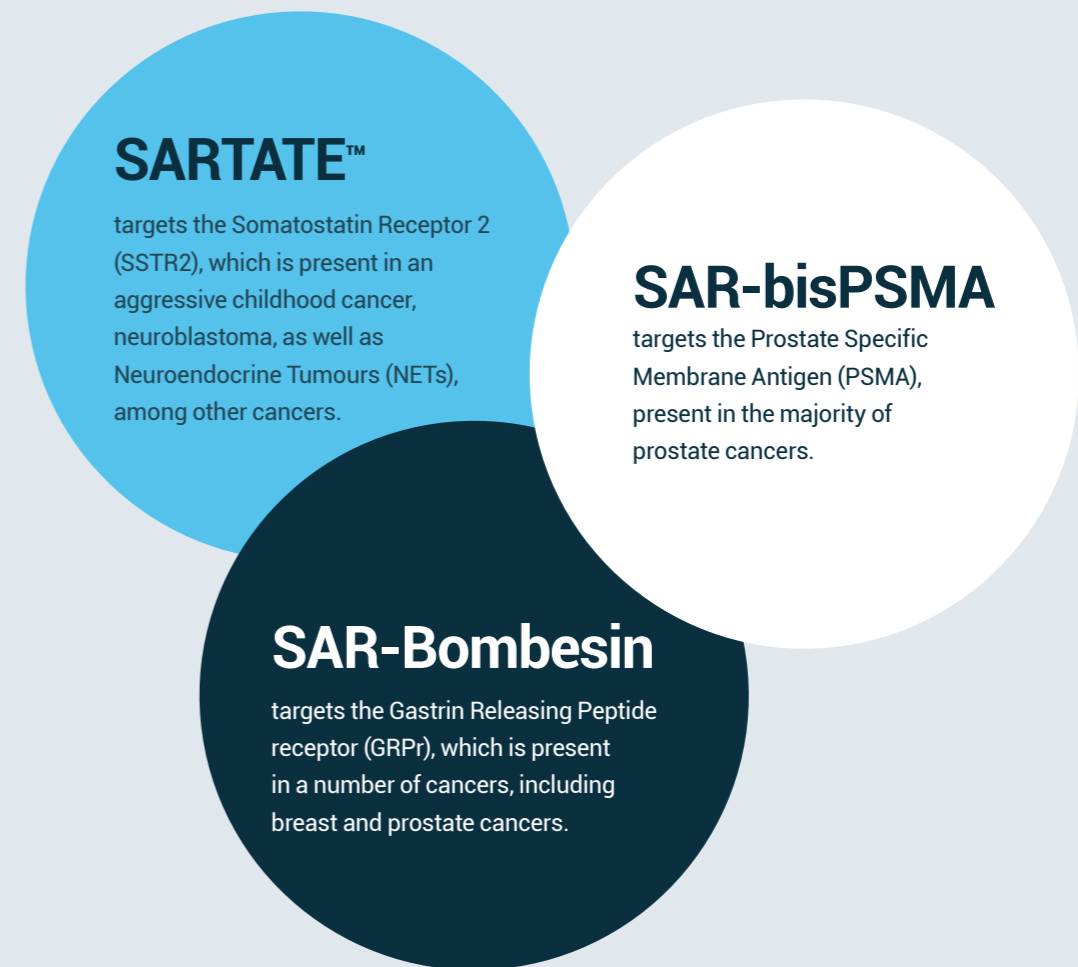
# ABOUT CLARITY PHARMACEUTICALS

**Clarity is a clinical stage radiopharmaceutical company with a mission to develop next-generation products that improve treatment outcomes for children and adults with cancer.**

Clarity is the global leader in innovative radiopharmaceuticals with its Targeted Copper Theranostic (TCT) platform of products. TCTs are enabled by the proprietary SAR Technology, which securely holds radioisotopes of copper inside a specialised cage to prevent their leakage into the body. The cage is linked with targeting molecules that seek and bind to cancer cells. By becoming part of the molecule, the cage enables radioactive properties of the copper isotopes to diagnose and/or treat cancerous tumours.



**Clarity's three core products, SARTATE™, SAR-bisPSMA and SAR-Bombesin, each contain a different targeting molecule and bind to different receptors that are present on different cancer cells.**



## SARTATE™

targets the Somatostatin Receptor 2 (SSTR2), which is present in an aggressive childhood cancer, neuroblastoma, as well as Neuroendocrine Tumours (NETs), among other cancers.

## SAR-bisPSMA

targets the Prostate Specific Membrane Antigen (PSMA), present in the majority of prostate cancers.

## SAR-Bombesin

targets the Gastrin Releasing Peptide receptor (GRPr), which is present in a number of cancers, including breast and prostate cancers.

In addition to the current three clinical-stage core products, SAR Technology is used in Clarity's Discovery Program which explores new targeting molecules, thereby creating new TCTs to expand the existing platform.

Clarity's TCTs are a disruptive platform that employs the "perfect pairing" of copper-64 ( $^{64}\text{Cu}$  or Cu-64) and copper-67 ( $^{67}\text{Cu}$  or Cu-67) isotopes for diagnosis and therapy, respectively. TCTs deliver a compelling combination of high accuracy and high precision in the treatment of a range of cancers, while providing supply, logistical and environmental advantages over the current generation of radiopharmaceuticals.



# EXECUTIVE CHAIRMAN'S LETTER



Dear fellow shareholders,

On behalf of the entire team at Clarity Pharmaceuticals Ltd (Clarity), I am delighted to present Clarity's annual report for the financial year 2022.

On a fundamentals basis, Clarity has had an outstanding year, beginning with the successful completion of our listing on the Australian Securities Exchanges (ASX), the largest biotechnology Initial Public Offering (IPO) to date which raised \$92 million. We would like to thank our strategic, institutional and retail investors for their support of the company, through the listing and beyond. Their investment has ensured we are well-funded to advance the clinical development of our pipeline of products that address the growing demand for radiopharmaceuticals in oncology.

Although Clarity's funding and capital markets strategy has been well implemented to place the company in a strong financial position, macroeconomic factors (including geopolitical tensions, raw material price increases and inflation) have contributed to a challenging year for what are

perceived as riskier assets across all sectors. While this has led to significant pressure on share prices across the broader biotechnology sector, including Clarity's, the fundamentals for our area of radiopharmaceuticals have never been in a better position. Given this outlook and our strong cash position, we remain incredibly excited about where Clarity is heading.

Clarity is the only radio-pharmaceuticals development company focused on Targeted Copper Theranostics (TCTs). As a pure play, with all of our products relating to our TCT platform, we are leading this space globally. We fully leverage our innovative platform technology and continue to build a strong intellectual property position over our entire asset portfolio.

Clarity is further differentiated by our supply chains. As such, TCTs are produced in the US via electron accelerators and cyclotrons, rather than nuclear reactors and generators, which present a number of potential challenges for the growth of the field in the future. Our technology lends itself to a sustainable future for radio-pharmaceuticals, unhindered by the manufacturing and logistical issues currently plaguing the broader radiopharmaceuticals market.

The TCT platform of products provides an efficacious, scalable and cost-effective way to expand radiopharmaceuticals into the large, global oncology market. The radiopharmaceuticals market is expected to grow strongly over the next 20 years, driven by growth in the number of oncology specialists who can prescribe these treatments, the positive US reimbursement environment and the increasing incidence and prevalence of cancer. The nuclear medicine market is projected to reach US \$7.5 billion by 2026, growing at a CAGR of 9.0%.<sup>1</sup>

Clarity currently has three core product areas progressing through six clinical trials sponsored by Clarity and two investigator-initiated trials (IIT). Our first product area, SARTATE™, is in clinical trials for neuroblastoma, an aggressive childhood cancer, as a theranostic (therapy and diagnostic) and for neuroendocrine tumours (NETs) as a stand-alone diagnostic. The second product area, SAR-bisPSMA, is an optimised PSMA agent in clinical development for prostate cancer as a stand-alone diagnostic as well as a theranostic product. Our third product area, SAR-Bombesin, is a pan-cancer agent which is being developed for breast and prostate cancer.

I would like to extend my thanks to our incredibly dedicated team, who are skilfully implementing our strategic approach to advance into the US markets with our diagnostic and therapy platform of products.

Our outstanding progress in clinical, preclinical and regulatory development is an exceptional achievement in the industry for a Company of Clarity's size, with less than 30 employees in the US and Australia. We recognise and celebrate the efforts and commitment to our shared mission from our diverse and dedicated team and look forward to further growing Clarity's Board of Directors, Advisory Board and team of employees, consultants and collaborators.

I want to acknowledge the contribution of my fellow Directors during the year. At the time of our listing, we welcomed Mr Robert Thomas to our Board and he has since become our Lead Independent Non-Executive Director. Mr Thomas has a strong background in financial services and capital markets and has considerable expertise in mergers & acquisitions. We continue to review the Board's function and capabilities to meet the increasing demands of a company like Clarity as our operations rapidly expand. These include the need to enhance diversity to align with our Company's

**Critical imaging scans can be delivered to cancer patients on time and at a convenient location, representing a treatment paradigm focused on the needs of patients and their treating staff**

**Prof Louise Emmett**

broader philosophy, which has been a major strength of our team.

We made several strong additions to our Advisory Board during the financial year, including Dr Andrei Iagaru, who brings his experience in the translation of innovative radiopharmaceutical products to the clinic and expertise in the nuclear medicine field. Dr Neal Shore also joined our Advisory Board, bringing unique expertise in genitourinary oncology and intimate knowledge of the radiopharmaceutical industry. Professor Louise Emmett joined at the end of the financial year. She is a leading expert in radiopharmaceuticals and has been a long-term collaborator of Clarity's, sharing a passion for translating great Australian science into the clinic.

We also welcomed a new Chief Financial Officer, Mr David Green, to the team in April 2022. We are fortunate to have our outgoing CFO, Mr Robert Vickery, continuing to support Clarity as our Company Secretary.

Clarity continues to progress our Environmental, Social and Governance (ESG) practices. Radiopharmaceuticals already provide superior options for diagnosis and treatment of disease and Clarity's technology has a number of advantages that clearly differentiate it from the pack when considering a sustainable future for our sector. These include our unique proposition of non-reactor sourced isotopes, the absence of any long-lived radioactive waste products from the manufacturing process, and the avoidance of the inefficiencies of diagnostic products that utilise shorter half-life isotopes.

Clarity's mission is to improve treatment outcomes for children and adults with cancer and we believe our social benefit to society can be further extended beyond our own products. As such, we are working with Neuroblastoma Australia, an Australian charity focused on raising awareness of this aggressive childhood cancer and funding leading research projects for the development of better, safer treatments for children with this insidious disease.

We are also actively supporting Story Factory, a not-for-profit creative writing centre for young people from under-resourced areas in our own community of Redfern and other areas of Sydney. With our assistance, Story Factory is continuing to make a difference in the lives of these young people by giving them a voice.

On behalf of the entire team, I would like to thank all of our shareholders who have continued to support Clarity through our first year as a listed company. It has been an exciting ride originating from the benchtop of Australian science, and we now have a strong cash position which provides us with sufficient funds to continue hitting crucial milestones in the development of the exciting pipeline of next-generation TCTs in a quickly developing radiopharmaceuticals market.

We remain highly optimistic about our technology, team and strategy as we enter FY23. We look forward to reporting our progress to you as we continue along this exciting phase of our journey.

Yours sincerely,

**Alan Taylor**  
Executive Chairman  
Clarity Pharmaceuticals Ltd

# CEO'S LETTER



Dear fellow shareholders,

The financial year 2022 has been highly productive for the Clarity team, with the Company achieving multiple major milestones and laying the foundations to move into Phase III trials in calendar year 2023.

During the year, our team advanced the development of our three core products, SARTATE™, SAR-Bombesin and SAR-bisPSMA, in neuroblastoma, neuroendocrine tumours, prostate cancer and breast cancer. We now have six active clinical trials of our products advancing well, including four in prostate cancer. In addition to the Clarity sponsored clinical trials, we are also supporting a number of investigator-initiated trials (IITs) to generate additional evidence around the utility of our core products.

To learn more about our exciting pipeline of TCTs and the progress we made this year on each product, please read the Clinical and Regulatory Development section on page 10.

Clarity's SAR Technology allows us to explore new, exciting products for cancer indications with high unmet need beyond the three key products. We can achieve this by linking our proprietary chelator ("cage") that securely holds copper isotopes to various promising targeting molecules to enable imaging and therapy. This ability constitutes the backbone of our Discovery Program. In the financial year of 2022 Clarity bolstered the Discovery Program by acquiring the intellectual property and know-how for an innovative targeted nanobody platform. Nanobodies are attractive targeting molecules which can be engineered to bind to a wide range of cancers.

To prepare for late-stage trials and commercialisation, we executed a number of supply and manufacturing agreements during and since the reporting period to strengthen our supply chain and optimise logistics. We entered, and later expanded, a product manufacturing agreement with Evergreen Theragnostics for Clarity's US-based trials, signed a US manufacturing agreement with Cardinal Health and expanded our manufacturing capabilities for the <sup>64</sup>Cu SAR-bisPSMA clinical programs by executing an agreement with 3D Imaging.

As we look ahead to the financial year 2023, there are multiple milestones on the horizon. We will continue to strengthen our intellectual property and grow our team as well as expand our supply and manufacturing network into FY23, while also advancing our business development efforts. Importantly, Clarity is well-funded to progress our existing trial program into registrational Phase III trials with a strong cash position of \$92.3 million that provides cash runway into 2024.

I would like to thank the entire team for their hard work which has delivered considerable progress across our trials this year. We look forward to reporting our progress to you as we enter this next exciting phase, driven by our ultimate goal of developing next-generation radiopharmaceuticals to improve treatment outcomes for children and adults with cancer.

Yours sincerely,

**Colin Biggin**  
CEO, Clarity Pharmaceuticals



**We are the global leaders in innovative radiopharmaceuticals with Targeted Copper Theranostic (TCT) platform of products**

*Dr Alan Taylor*

# CORPORATE

**Clarity listed on the Australian Securities Exchange (ASX) on the 25<sup>th</sup> of August 2021, having raised \$92 million from investors and securing funding to expand and progress its clinical program and other activities.**

Combined with a \$3.26 million R&D tax incentive refund received in February 2022, this funding will provide cash runway into 2024 and take Clarity to registrational Phase III clinical trials. Clarity's cash balance as at 30 June 2022 is \$92.3 million.

## ENVIRONMENTAL, SOCIAL AND GOVERNANCE

**During and since the reporting period, Clarity continued to progress its Environmental, Social and Governance (ESG) practices.**

Clarity's Targeted Copper Theranostics (TCTs) offer a more sustainable future for radiopharmaceuticals for the benefit of patients by providing superior options for diagnosis and treatment of disease which are non-reactor sourced and do not have long-lived radioactive waste products. Our products also avoid the inefficiencies of diagnostic products which utilise shorter half-life isotopes.

Clarity's mission is to improve treatment outcomes for children and adults with cancer. While focusing on the development of next-generation radiopharmaceuticals to achieve this mission, Clarity is also actively working with Neuroblastoma Australia, an Australian charity focused on raising

awareness of this aggressive childhood cancer and funding leading research projects for the development of better, safer treatments for children with this devastating disease. The Company is also supporting Story Factory, a not-for-profit creative writing centre for young people from under-resourced communities in Clarity's local suburb, Redfern, as well as in other neighbourhoods of Sydney. With Clarity's assistance, Story Factory is able to continue building writing skills, confidence and creativity in these young people.

Clarity will be reporting in more detail on its ESG achievements and planned milestones in line with its goal of being a sector leader in this field.

# CLINICAL & REGULATORY DEVELOPMENT

The financial year 2022 has been momentous for Clarity's clinical and regulatory development, resulting in a diverse range of products in clinical trials which address both large indications as well as rare and orphan indications of cancer.

Clarity is actively progressing six clinical trials of its three key products, SARTATE™, SAR-bisPSMA and SAR-Bombesin. The trials are conducted in two theranostic (therapeutic and diagnostic) and four diagnostic indications. In addition to these six trials, sponsored by Clarity, two investigator-initiated trials (IITs) with Clarity's products commenced this year.

## Theranostic Trials

### SAR-bisPSMA trial

**SECURE** – Phase I/IIa theranostic trial for identification and treatment of PSMA-expressing metastatic castrate-resistant prostate cancer (mCRPC) using <sup>64</sup>Cu/<sup>67</sup>Cu SAR-bisPSMA in the US (NCT04868604)<sup>2</sup>

### SARTATE™ trial

**CL04** – Phase I/IIa theranostic trial in paediatric patients with high-risk neuroblastoma using <sup>64</sup>Cu/<sup>67</sup>Cu SARTATE™ in the US (NCT04023331)<sup>3</sup>

## Diagnostic Trials

### SAR-bisPSMA trials

**PROPELLER** – Phase I Positron Emission Tomography (PET) imaging trial of participants with confirmed prostate cancer using <sup>64</sup>Cu SAR-bisPSMA in Australia (NCT04839367)<sup>4</sup>

**COBRA** – Phase I/II PET imaging trial of participants with biochemical recurrence (BCR) of prostate cancer following definitive therapy using <sup>64</sup>Cu SAR-bisPSMA in the US (NCT05249127)<sup>5</sup>

### SAR-Bombesin trial

**SABRE** – Phase II PET imaging trial of participants with PSMA-negative BCR of prostate cancer using <sup>64</sup>Cu SAR-Bombesin in the US (NCT05407311)<sup>6</sup>

### SARTATE™ trial

**DISCO** – Phase II PET imaging trial of participants with known or suspected Neuroendocrine Tumours (NETs) using <sup>64</sup>Cu SARTATE™ in Australia (NCT04438304)<sup>7</sup>

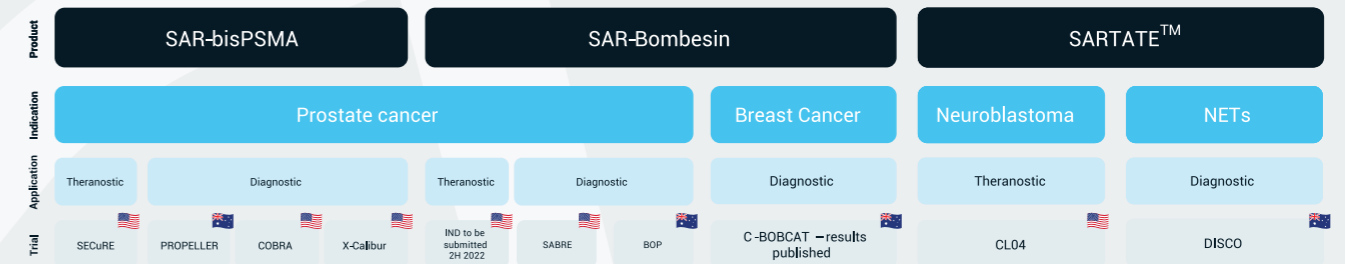
## Investigator Initiated Trials

### SAR-bisPSMA trial

**X-Calibur** – Phase I/II PET imaging trial of participants with prostate cancer using <sup>64</sup>Cu SAR-bisPSMA led by Dr Luke Nordquist at the Urology Cancer Center and GU Research Network (GURN) in Omaha, Nebraska (NCT05286840)<sup>8</sup>

### SAR-Bombesin trial

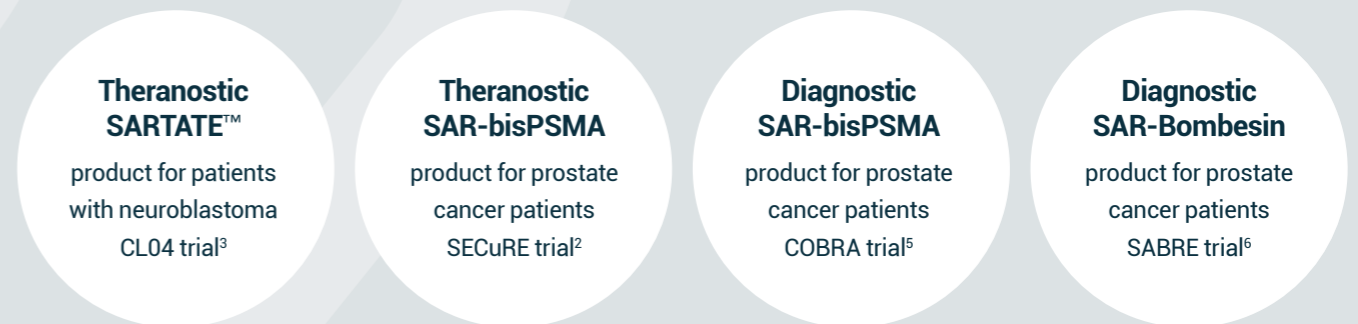
**BOP** – Phase II PET imaging trial of participants with negative PSMA PET or low PSMA expression disease in patients with suspected BCR of their prostate cancer and patients with mCRPC using <sup>64</sup>Cu SAR-Bombesin led by Prof Louise Emmett at St Vincent's Hospital Sydney



Clarity is conducting multiple clinical trials for each of its three key products in order to explore both diagnostic and therapeutic modalities, as well as expand their potential applications in a range of cancers to address different patient groups and open commercial opportunities when each product is approaching market authorisation.

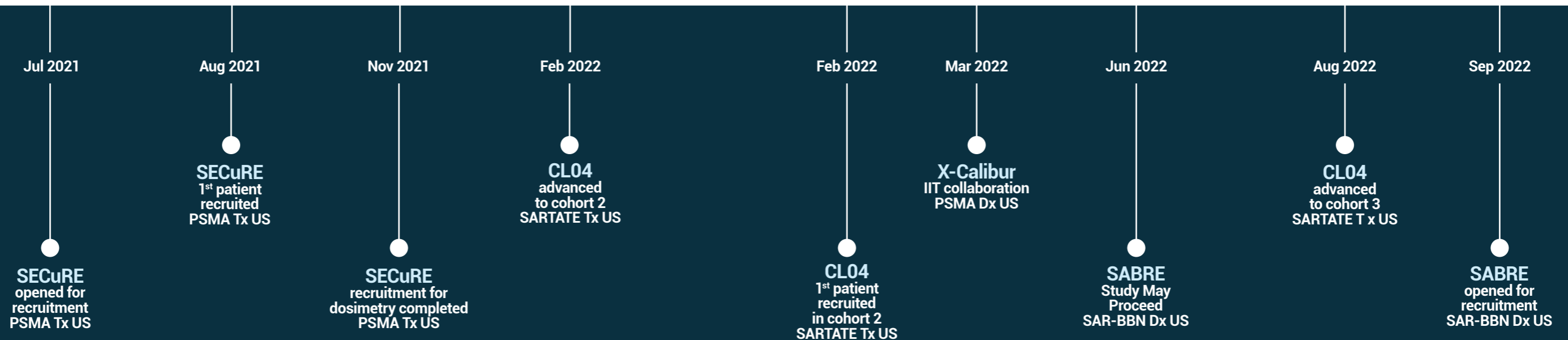
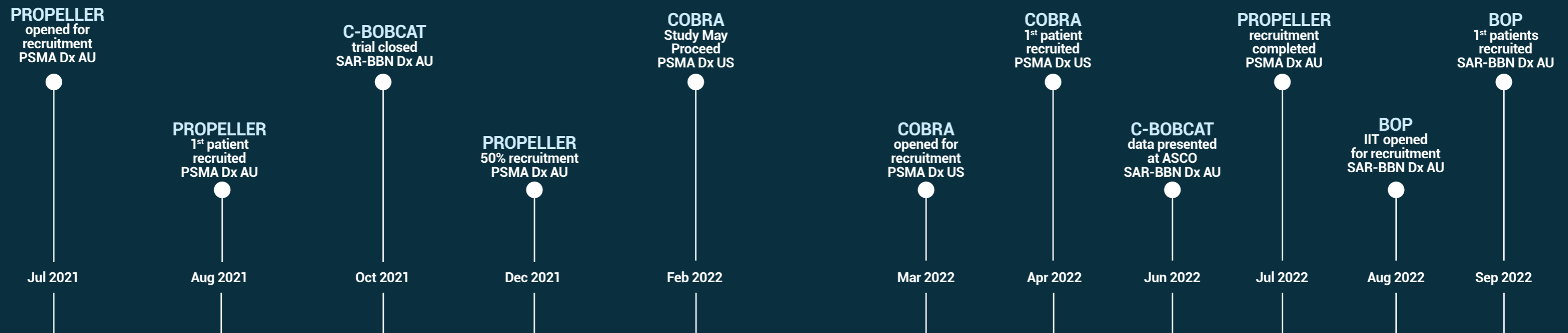
## CLARITY HAS FOUR OPEN INVESTIGATIONAL NEW DRUG (IND) APPLICATIONS WITH THE US FDA

An open IND allows Clarity to progress clinical trials of products in the US. Clarity received clearance to proceed to clinical trials from the FDA for the following trials:



The two diagnostic INDs were secured in this reporting period. Clarity is also planning to submit a fifth IND with the US FDA for a theranostic trial of SAR-Bombesin in prostate cancer patients in the second half of 2022.

# CLARITY'S CLINICAL AND REGULATORY MILESTONES DURING AND SINCE FY21/22



\* Tx = THERAPY  
 \*\* Dx = DIAGNOSTIC



# SAR-bisPSMA – PROSTATE CANCER

**SAR-bisPSMA is a next generation, highly targeted theranostic radiopharmaceutical.**

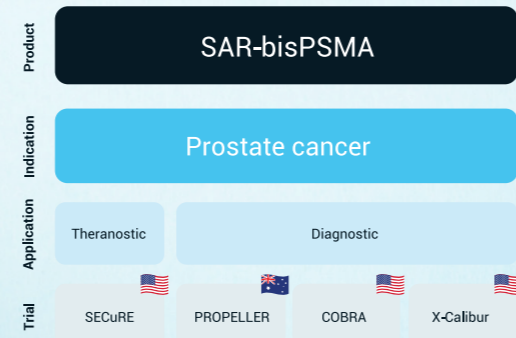
It is being developed for diagnosing, staging and subsequently treating cancers that express Prostate Specific Membrane Antigen (PSMA). The product uses either copper-64 ( $^{64}\text{Cu}$ ) for imaging ( $^{64}\text{Cu}$  SAR-bisPSMA) or copper-67 ( $^{67}\text{Cu}$ ) for therapy ( $^{67}\text{Cu}$  SAR-bisPSMA).

Clarity is progressing three trials with the SAR-bisPSMA product, one theranostic and two diagnostic trials as well as supporting a diagnostic IIT in the USA:

- **SECURE** theranostic trial with an open IND in the US (NCT04868604)<sup>2</sup>
- **PROPELLER** diagnostic trial in Australia (NCT04839367)<sup>4</sup>
- **COBRA** diagnostic trial with an open IND in the US (NCT05249127)<sup>5</sup>
- **X-Calibur** diagnostic IIT led by Dr Luke Nordquist under an IND in the US (NCT05286840)<sup>8</sup>

Clarity is running two diagnostic clinical programs for this product following advice received from the US FDA that Clarity's  $^{64}\text{Cu}$  SAR-bisPSMA is addressing two relevant patient populations for registration:

- pre-prostatectomy/pre-definitive treatment of participants with confirmed prostate cancer
- participants with suspected biochemical recurrence of prostate cancer.



## SECURE

### SECURE – a theranostic $^{64}\text{Cu}/^{67}\text{Cu}$ SAR-bisPSMA trial

Clarity commenced the SECURE trial (NCT04868604)<sup>2</sup> in July 2021 and since then completed recruitment for the imaging stage of the trial. The Company looks forward to progressing to the therapy stage at all seven clinical sites selected for the trial in the US.

**SECURE**, which derives from “**S**yst**E**mic **Cu** the**R**anostics in prosta**T**e cancer”, is a US-based Phase I/IIa theranostic trial for identification and treatment of an advanced form of prostate cancer called metastatic castrate-resistant prostate cancer (mCRPC). Clarity's PSMA imaging product is used to

visualise PSMA expressing cancers and select participants who are most likely to respond well to subsequent therapy with Clarity's PSMA therapy product. The initial imaging stage of the trial utilised Clarity's PSMA imaging product to determine where the product went in the body (biodistribution) and what

dose of the product was received (dosimetry) in the participants.

SECURE is a multi-centre, single arm, dose escalation study with a cohort expansion planned for up to 44 patients. The aim of treatment for this trial is to determine the safety and efficacy of  $^{67}\text{Cu}$  SAR-bisPSMA as a therapy.

### COBRA – a diagnostic $^{64}\text{Cu}$ SAR-bisPSMA trial

Clarity is successfully progressing recruitment into the COBRA trial (NCT05249127)<sup>5</sup> in the US with the first participant with biochemical recurrence (BCR) of prostate cancer treated in April 2022, shortly after the trial opened for recruitment in March. The first trial site, Urology Cancer Center and GU Research Network (GURN) in Omaha, Nebraska, was actively recruiting shortly after receiving a green light from the US FDA with an official Study May Proceed letter in February 2022.

**COBRA**, which derives from “**C**opper-64 SAR-bisPSMA in **B**iochemically **R**ecurrent prosta**T**e cancer”, is a Phase I/II Positron Emission Tomography (PET) imaging trial of participants with BCR of prostate cancer following definitive therapy. This means the participants have indications their prostate cancer returned after a period of remission following initial therapy, but the location of their cancer is unknown.

The primary objectives of the trial are to investigate the ability of  $^{64}\text{Cu}$  SAR-bisPSMA to correctly detect recurrence of prostate cancer as well as assess its safety and tolerability.

COBRA is a multi-centre, single arm, non-randomised, open-label trial of Clarity's PSMA imaging product ( $^{64}\text{Cu}$  SAR-bisPSMA) in 50 participants. It builds on the encouraging preliminary results

from the PROPELLER and SECURE trials as well as the preclinical data. In the COBRA trial, participants are imaged on the day of administration and 24 hours later. The study will investigate if delayed imaging allows better identification of very early disease or patients with low PSMA expression.



# PROPELLER

# X-CALIBUR

## PROPELLER – a diagnostic <sup>64</sup>Cu SAR-bisPSMA trial

Clarity reached full recruitment in the PROPELLER trial (NCT04839367)<sup>4</sup> in July 2022. The trial commenced in July 2021 with the first participant with confirmed prostate cancer imaged in August 2021. Topline results data, expected by the end of CY2022, will inform a registrational Phase III trial in this patient population.

PROPELLER derives from "PositRON Emission Tomography Imaging of Participants with Confirmed Prostate Cancer Using <sup>64</sup>Cu-SAR-bisPSMA: A Multi-Centre, BLindEd Review, Dose Ranging Phase I study". The main goals of the trial are to:

1. Determine the safety and tolerability of <sup>64</sup>Cu SAR-bisPSMA in participants with

2. Examine <sup>64</sup>Cu SAR-bisPSMA at different dose levels;
3. Determine the ability of <sup>64</sup>Cu SAR-bisPSMA to detect primary prostate cancer.

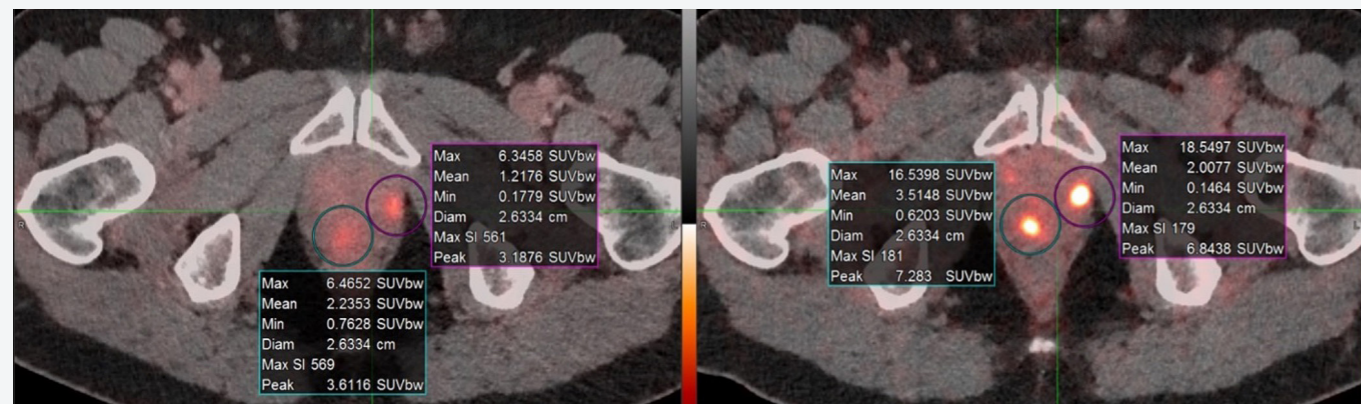
untreated, confirmed prostate cancer and planned for radical prostatectomy (radical prostatectomy means having the prostate gland removed with a surgery);

The preliminary data from the patients imaged in the PROPELLER trial to date is encouraging and provides supporting evidence of the high uptake of <sup>64</sup>Cu SAR-bisPSMA in the tumours. This has previously been demonstrated in pre-clinical studies, and validates the development of this product as a diagnostic agent.

<sup>68</sup>Ga PSMA-11 (~200MBq, left) vs. <sup>64</sup>Cu SAR-bisPSMA (~200MBq, right) in the same patient; time between serial imaging was 8 days. Standardised Uptake Value (SUVmax)\* of the lesions were 6.5 and 6.3 for <sup>68</sup>Ga PSMA-11 and 16.5 and 18.5 for <sup>64</sup>Cu SAR-bisPSMA

<sup>68</sup>Ga PSMA-11 (~200MBq)

<sup>64</sup>Cu SAR-bisPSMA (~200MBq)



\* SUV is a measurement of product uptake in tissue normalised to a distribution volume.

## X-Calibur – a diagnostic <sup>64</sup>Cu SAR-bisPSMA investigator-initiated trial

In March 2022, Dr Luke Nordquist at the Urology Cancer Center and GU Research Network (GURN) in Omaha, Nebraska commenced the development of an IIT with Clarity's <sup>64</sup>Cu SAR-bisPSMA in prostate cancer, X-Calibur.

The X-Calibur (NCT05286840)<sup>8</sup> is a Phase I/II IIT and will progress under an IND from the US FDA. Under the trial, patients with prostate cancer will be imaged with <sup>64</sup>Cu-SAR-bisPSMA on the day of administration and at later timepoints.

The X-Calibur trial will be assessing the safety of <sup>64</sup>Cu SAR-bisPSMA as well as looking at the impact of the product on staging and clinical management of participants with prostate cancer.

**TCTs can provide universal access to radiopharmaceuticals in every zip-code in the continental US, something that is lacking with current approved agents**

*Dr Luke Nordquist*



# SARTATE™ – NEUROBLASTOMA AND NETs



**SARTATE™ is a next generation, highly targeted theranostic radiopharmaceutical.**

It is being developed for diagnosing, staging and subsequently treating cancers that express somatostatin receptor 2 (SSTR2), including neuroblastoma and neuroendocrine tumours (NETs). Like all Clarity products, the SARTATE™ product can be used with copper-64 (<sup>64</sup>Cu) for imaging (<sup>64</sup>Cu SARTATE™) or copper-67 (<sup>67</sup>Cu) for therapy (<sup>67</sup>Cu SARTATE™).

Clarity is progressing two trials with the SARTATE™ product, one theranostic trial in neuroblastoma and one diagnostic trial in neuroendocrine tumours (NETs):

- **CL04** theranostic trial with an open IND in the US (NCT04023331)<sup>3</sup>
- **DISCO** diagnostic trial in Australia (NCT04438304)<sup>7</sup>.

In 2020, the US FDA awarded Clarity two Orphan Drug Designations (ODDs), one for <sup>64</sup>Cu SARTATE™ as a diagnostic agent for the clinical management of neuroblastoma and one for <sup>67</sup>Cu SARTATE™ as a therapy of neuroblastoma, as well as two Rare Paediatric Disease Designations (RPDDs) for these products. Should Clarity be successful in achieving marketing approval from US FDA for these two products, RPDDs may allow the Company to access a total of two tradeable Priority Review Vouchers (PRVs) which most recently traded at USD110M per voucher.<sup>9</sup>

Product	SARTATE™	
Indication	Neuroblastoma	NETs
Application	Theranostic	Diagnostic
Trial	CL04 	DISCO 



## CL04 – a theranostic <sup>64</sup>Cu/<sup>67</sup>Cu SARTATE™

Clarity successfully completed the first two cohorts of the CL04 theranostic trial (NCT04023331)<sup>3</sup> in neuroblastoma patients. Cohort 1 was completed in February and cohort 2 was completed in August 2022 with no limiting dose toxicities. The Safety Review Committee recommended the trial continues with the dose escalation phase as planned and Clarity is preparing to treat its first paediatric patient in cohort 3.



Each subsequent cohort will receive an increase in the therapeutic dose administered. Generally speaking, higher therapeutic dose is usually associated with greater therapeutic response, up to a certain threshold where toxicity can occur. The CL04 trial is designed to gradually increase the dose of <sup>67</sup>Cu SARTATE™

administered to participants in each cohort, with the maximum of 4 cohorts, until the Maximum Tolerated Dose (MTD) is reached.

Cohort 3 participants will be treated with an increased product dose of 275 MBq of <sup>67</sup>Cu SARTATE™ per kilogram body weight. This builds on

cohort 1, where 3 participants with neuroblastoma received an initial dose of the SARTATE™ therapy product (75MBq/kg body weight) and cohort 2 where additional 3 participants received an increased dose of 175MBq/kg body weight.

### Neuroblastoma therapy CL04 trial status

Cohort	Cohort 1	Cohort 2	Cohort 3
Dose	75 kBq/ kg body weight	175 kBq/ kg body weight	275 kBq/ kg body weight
Activity	2.25 GBq for 30 kg patient	5.25 GBq for 30 kg patient	8.25 GBq for 30 kg patient
Status	Complete with no DLTs Advanced to cohort 2 February 2022 	Complete with no DLTs Advanced to cohort 3 August 2022 	Open for recruitment

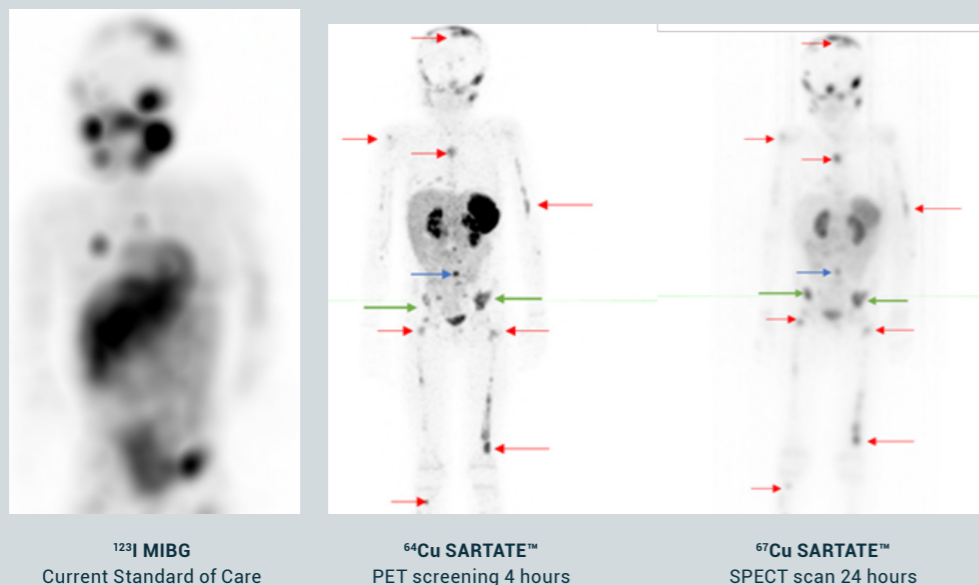
Recruitment into cohort 3 is currently open at five clinical sites in the US, with additional US clinical sites opening for recruitment in the coming months. Importantly, additional therapy cycles of <sup>67</sup>Cu SARTATE™ have been requested by clinicians for participants in cohort 1 and cohort 2. Subsequent therapy cycles are contingent on the Investigators' assessment that the participant is demonstrating therapeutic benefit.

CL04 is a multi-centre, dose-escalation, open label, non-randomised, theranostic clinical trial in paediatric patients with high-risk neuroblastoma. The trial is a Phase I/IIa with up to 34 patients where not only the safety of both <sup>64</sup>Cu SARTATE™ and <sup>67</sup>Cu SARTATE™ are assessed, but also the effectiveness of <sup>67</sup>Cu SARTATE™ as a treatment for neuroblastoma. Patients who show uptake of <sup>64</sup>Cu SARTATE™ in tumours will continue in the trial and will receive treatment with <sup>67</sup>Cu SARTATE™.

Clarity looks forward to building upon the promising data reported to date and progressing recruitment to higher cohorts.



Early imaging data from Clarity's CL-04 study showing <sup>64</sup>Cu SARTATE™ (diagnostic agent) and <sup>67</sup>Cu SARTATE™ (therapeutic agent) relative to diagnostic imaging with <sup>123</sup>I MIBG in the same patient as baseline. Arrows indicate the same lesions imaged with the diagnostic <sup>64</sup>Cu SARTATE™ and therapeutic <sup>67</sup>Cu SARTATE™.



## DISCO – a diagnostic <sup>64</sup>Cu SARTATE™ NETs trial

Clarity's diagnostic imaging study of <sup>64</sup>Cu SARTATE™, DISCO (NCT04438304)<sup>7</sup>, continues to recruit participants at four clinical sites in Australia. The DISCO trial uses the product to image patients with known or suspected neuroendocrine tumours (NETs) and commenced in April 2021.

DISCO, which derives from "Diagnostic Imaging Study of <sup>64</sup>Copper-SARTATE™ Using PET on Patients With Known or Suspected Neuroendocrine Tumour", is assessing the performance of Clarity's SARTATE™ imaging product

as a potential new way to help diagnose and manage NETs. It is a Phase II trial in up to 63 patients across four sites in Australia comparing the diagnostic performance of <sup>64</sup>Cu SARTATE™ at 4 and 20 hours post-administration to

the current standard of care, <sup>68</sup>Ga DOTATATE, at one hour. The study looks to build on earlier studies with SARTATE™ (Hicks, R. et al)<sup>10</sup> which demonstrated that delayed imaging may lead to better identification of disease.

# SAR-BOMBESIN – BREAST AND PROSTATE CANCERS

Product	SAR-Bombesin		
Indication	Prostate Cancer	Breast Cancer	
Application	Theranostic	Diagnostic	Diagnostic
Trial	IND to be submitted 2H 2022	SABRE	BOP  C- BOBCAT– results published

SAR-Bombesin is a highly targeted pan-cancer theranostic radiopharmaceutical.

It is being developed for identifying and selecting patients for subsequent treatment of cancers that express a specific receptor called the Gastrin Releasing Peptide receptor (GRPr), including breast cancer and prostate cancer. Like all Clarity products, the SAR-Bombesin product uses copper-64 (<sup>64</sup>Cu) for imaging (<sup>64</sup>Cu SAR-Bombesin) or copper-67 (<sup>67</sup>Cu) for therapy (<sup>67</sup>Cu SAR-Bombesin).

Clarity is progressing a diagnostic trial of the product in prostate cancer with an open IND in the US, SABRE trial (NCT05407311)<sup>6</sup>.

The pilot diagnostic imaging trial of <sup>64</sup>Cu SAR-Bombesin (C-BOBCAT), led by Prof Louise Emmett at St Vincent's Hospital in Sydney, completed early in October 2021. The data was recently presented at the prestigious American Society of Clinical Oncology (ASCO) Annual Meeting in June 2022<sup>11</sup>.

Clarity is also preparing an IND application for a theranostic trial in prostate cancer participants with SAR-Bombesin.



# SABRE

## SABRE – a diagnostic <sup>64</sup>Cu SAR-Bombesin prostate cancer trial

Clarity opened for recruitment its US-based Phase II SABRE trial (NCT05407311)<sup>6</sup> in August 2022. This followed shortly after the Company received approval of its IND application by the US FDA to evaluate the SAR-Bombesin product as an imaging agent in prostate cancer patients that are PSMA-negative.

SABRE, which derives from “Copper-64 SAR-Bombesin in Biochemical REcurrence of Prostate Cancer trial”, is a multi-center, single arm, non-randomised, open-label trial in 50 PSMA-negative patients with suspected recurrence of their prostate cancer following definitive therapy (such as surgery or radiation). The primary objectives of the trial are to investigate the safety and tolerability of <sup>64</sup>Cu SAR-Bombesin, as well as its ability to correctly detect the recurrence of prostate cancer.

The SABRE trial was developed in response to the strong demand from clinicians with prostate cancer patients whose cancer was not visible when imaging with currently approved PSMA diagnostic agents or conventional imaging (such as CT and MRI). Their patients were successfully imaged with <sup>64</sup>Cu SAR-Bombesin under Australia's Therapeutic Goods Administration (TGA) Special Access Scheme.

Approximately 20% of prostate cancers with BCR are PSMA-PET negative<sup>12-15</sup>. The inability to localise the return of prostate cancer in these patients limits their treatment options. Given the prostate cancer indication is one of the largest in oncology, there is a significant unmet medical need in this segment.

The SAR-Bombesin product targets the Gastrin Releasing Peptide receptor (GRPr) found on prostate and many other cancers. As such, the product could offer valuable imaging and therapeutic options for not only PSMA negative patients, but also the large number of patients who have the target receptor on their cancers.

Clarity's team and collaborators look forward to further progressing the development of SAR-Bombesin and anticipate the first patient to be recruited and treated into the SABRE trial shortly. Building on the promising clinical and preclinical data reported to date, Clarity is also preparing an IND application for a theranostic trial in prostate cancer participants, using <sup>67</sup>Cu SAR-Bombesin therapy paired with the imaging agent, <sup>64</sup>Cu SAR-Bombesin.

Preclinical data supporting the development of SAR-Bombesin as a theranostic product was published in the *Pharmaceuticals* journal in June 2022<sup>16</sup>. The publication highlighted the reported positive tumour inhibition demonstrates the suitability of this copper-based theranostic agent for clinical assessment in the treatment of cancers expressing GRPr.

## C-BOBCAT – a diagnostic <sup>64</sup>Cu SAR-Bombesin breast cancer investigator-initiated trial

The diagnostic imaging trial of <sup>64</sup>Cu SAR-Bombesin (C-BOBCAT), led by Prof Louise Emmett at St Vincent's Hospital in Sydney, completed early in October 2021, having recruited seven participants with hormone positive metastatic breast cancer. The study showed promising results in these patients and the data was recently presented at the prestigious American Society of Clinical Oncology (ASCO) Annual Meeting in June 2022<sup>11</sup>.

The findings from the C-BOBCAT trial have now been published in a paper in the *Pharmaceuticals Journal*<sup>17</sup>. The trial concluded that <sup>64</sup>Cu SAR-Bombesin appears safe and may have diagnostic value in metastatic hormone positive breast cancer, particularly the lobular subtype.

The C-BOBCAT trial was a pilot assessment of the diagnostic value of <sup>64</sup>Cu SAR-Bombesin PET/ CT imaging for staging of hormone

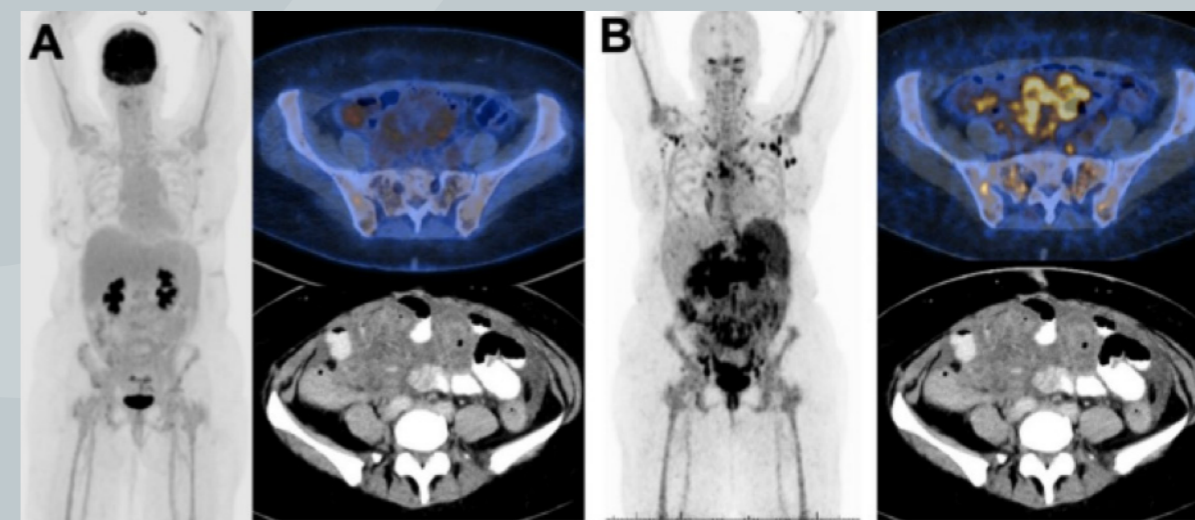
positive breast cancer patients with metastatic disease in comparison to standard of care imaging (CT, bone scan and <sup>18</sup>F FDG PET/CT).

The diagnostic program generated evidence of the utility and potential superiority in some patient subgroups compared to conventional imaging (e.g. <sup>99m</sup>Tc bone scan, <sup>18</sup>F FDG). The high uptake and strong product retention visualised by PET imaging of patients at 1, 3 and 24 hours after

product administration suggests significant potential for therapy applications with <sup>67</sup>Cu SAR-Bombesin.

The clinical data from the C-BOBCAT trial was used for the IND Application filing with the US FDA for the diagnostic Phase II <sup>64</sup>Cu SAR-Bombesin SABRE trial and will also be utilised for the upcoming theranostic <sup>67</sup>Cu SAR-Bombesin IND submission.

*Comparison of PET and cross-sectional PET-CT slices of the spine for [<sup>18</sup>F]FDG (A) and [<sup>64</sup>Cu]Cu-SAR-BBN (B) imaged at 1 hour following administration in a participant of the C-BOBCAT study. The image shows areas of disease in bone, lymph nodes and lining of the bowel seen on the [<sup>64</sup>Cu]Cu-SAR-BBN scan but not on the [<sup>18</sup>F]FDG scan (Wong et al 2022).<sup>17</sup>*



<sup>18</sup>F FDG images

<sup>64</sup>Cu SAR-Bombesin images



## BOP – a diagnostic <sup>64</sup>Cu SAR-Bombesin investigator-initiated prostate cancer trial

In September 2022, first participants were recruited and imaged in a diagnostic investigator-initiated (IIT) prostate cancer trial with <sup>64</sup>Cu SAR-Bombesin. The trial commenced in August 2022 at St Vincent's Hospital Sydney, led by Prof Louise Emmett.

**BOP**, which derives from Copper-64 SAR **B**ombesin in **PS**MA negative prostate cancer, is a Phase II IIT in up to 30 patients. The study will assess the diagnostic potential of one of Clarity's core products, SAR-Bombesin. The BOP trial will be assessing the safety of <sup>64</sup>Cu-SAR-Bombesin as well as looking at the diagnostic potential for men with negative PSMA PET or low PSMA

expression disease in patients with suspected biochemical recurrence (BCR) of their prostate cancer and patients with metastatic castrate resistant prostate cancer (mCRPC) who are not eligible for PSMA therapy. The trial will be imaging with <sup>64</sup>Cu SAR-Bombesin on the day of administration as well as at later timepoints.

Similar to the SABRE trial, the BOP trial builds on the data generated in PSMA-negative prostate cancer patients at St Vincent's Hospital imaged under TGA SAS<sup>18-19</sup> as well as from pilot diagnostic IIT of SAR-Bombesin in breast cancer patients, the C-BOBCAT trial.

*We have been investigating Bombesin for many years and believe it is an agent with high diagnostic and therapeutic potential*

*Prof Andrei Iagaru*

## ENVIRONMENTAL BENEFITS OF TCTs

The growing use of radiopharmaceuticals in oncology has raised awareness of their environmental impact. Inefficient supply chains, the use of short-lived isotopes as well as the production of waste, particularly radioactive waste, associated with current generation radiopharmaceuticals, present significant environmental issues for the sector.

Production of <sup>64</sup>Cu and <sup>67</sup>Cu has favourable environmental characteristics in comparison to the current generation of theranostics.

Some of the potential environmental aspects of TCTs are<sup>20</sup>:

- A relatively small infrastructure footprint;
- Do not use nuclear reactors or highly enriched uranium;
- Avoid the creation of long-lived radioactive impurities;
- No significant radioactive waste disposal issues;
- Use more readily available target material which do not employ rare-earth elements.

These factors significantly reduce the environmental impact compared to first generation <sup>68</sup>Ga- or <sup>177</sup>Lu-based theranostics. This is highly relevant considering the forecasted growth of theranostics over the next decade.

# MANUFACTURING & SUPPLY CHAIN

## Establishing a dependable and sustainable manufacturing base and supply chain is intrinsically critical for the expansion of Clarity's radiopharmaceuticals into the large oncology market.

Current generation radiopharmaceuticals have a number of supply chain limitations which are presenting challenges for the growth of the field in the future. Two key considerations are:

- **Short shelf-life of the products** – currently approved radiopharmaceuticals used for diagnostic imaging, such as  $^{68}\text{Ga}$ , are short lived, meaning they expire very quickly. This presents logistical constraints for distribution as the products need to be manufactured in or near treatment centres with costly radiopharmaceutical facilities on-site.
- **Volume and consistency in producing the isotopes required to manufacture the products to meet growing demand** – production of therapeutic isotopes, specifically  $^{177}\text{Lu}$ , currently relies on a small number of ageing nuclear reactors. Outages at any of these reactors often cause shortages of therapeutic isotopes worldwide.

Clarity's Targeted Copper Theranostics (TCTs) are next-generation radiopharmaceuticals that employ copper-64 ( $^{64}\text{Cu}$  or Cu-64) for diagnosis and copper-67 ( $^{67}\text{Cu}$  or Cu-67) for therapy.

In addition to clinical benefits of high accuracy and high precision in treating cancer, the copper pairing also provides significant supply and manufacturing advantages:

- **Diagnostic products based on  $^{64}\text{Cu}$  and utilising SAR technology have a longer shelf-life**, allowing central manufacture and regional distribution, potentially reaching more treatment centres and patients.
- **Diagnostic  $^{64}\text{Cu}$  is produced on cyclotrons** with a single cyclotron able to supply the entire Phase III diagnostic clinical program.
- **Therapeutic  $^{67}\text{Cu}$  is produced on electron accelerators**, which are relatively inexpensive and infinitely scalable in comparison to nuclear reactor produced isotopes.

These advantages provide an opportunity for Clarity to build a reliable and accessible supply chain consistent with the "big pharma" model in oncology, something that the current generation of products in the radiopharmaceuticals field lack.

*In a field with all too many unforeseen product outages, Clarity is building a reliable supply network with additional capacity and flexibility to supply products to any zip-code in the US.*

*Dr Alan Taylor*

**To fully exploit the supply and manufacturing benefits and strengthen the supply chain in preparation for the commercialisation stage, Clarity continued to expand its manufacturing efforts with four agreements entered during and since this reporting period:**

- TCT manufacturing agreement for US clinical trials with **Evergreen Theragnostics**, September 2021
- Expansion of the agreement with **Evergreen Theragnostics** to include manufacturing and supply of therapeutic  $^{67}\text{Cu}$  SAR-Bombesin for Clarity's upcoming theranostic trial in the US, August 2022
- Agreement for TCTs with **Cardinal Health**, December 2021
- Supply agreement with **3D Imaging** for  $^{64}\text{Cu}$  and  $^{64}\text{Cu}$  SAR-bisPSMA for diagnostic Phase III clinical trials, August 2022

Clarity also joined the Council on Radionuclides and Radiopharmaceuticals, Inc (CORAR), a trade association and leading voice of the radionuclide and radiopharmaceutical industry in North America. Holding a Board position at CORAR will help shape and improve the regulatory agenda around the use of radiopharmaceuticals.



# INTELLECTUAL PROPERTY

Clarity continues to build its extensive patent portfolio covering the SAR Technology platform and its existing radiopharmaceutical products.

The different patents and patent applications in Clarity's IP portfolio span its products as well as manufacturing methods, formulations, and uses across the product range. Clarity's patent applications and granted patents are filed and prosecuted across multiple jurisdictions including the US, major countries in Europe, China and Japan.

During and since the reporting period, **Clarity strengthened patent protection of its optimised PSMA agent, SAR-bisPSMA.** In November 2021, patent application covering formulations of SAR-bisPSMA has entered the national phase in multiple jurisdictions, including the US, Europe and China.

In September 2022, the Company had the patent application covering SAR-bisPSMA granted in China. This enabled Clarity to enhance protection of SAR-bisPSMA which has been progressing through multiple clinical trials in prostate cancer during FY21/22.

# DISCOVERY PROGRAM

In addition to further progressing products that are already in clinical development, Clarity is expanding its product pipeline with a new generation of radiopharmaceuticals through its Discovery Program.

In May 2022, the Company added an innovative nanobody platform to its Discovery Program and took assignment of a provisional patent application from leading nanotechnology researcher Dr Kurt Gehlsen.

Nanobodies are attractive targeting molecules which can be engineered to bind to a wide range of cancers. By only targeting cancer cells and not healthy cells, this approach aims to kill cancer cells while limiting the side effects elsewhere in the body

and also reducing the toxicity issues associated with the use of whole antibodies. The nanobody platform adds exciting new opportunities to Clarity's Discovery Program.



# TEAM & COLLABORATORS

Over the years, the Company has assembled an exceptional team, including Clarity's Board of Directors and Advisory Board, who deliver a unique range of skills and expertise together with extensive experience in the global radiopharmaceutical market.

During FY22, Clarity has continued its efforts to build a team with world-class expertise and knowledge in the radiopharmaceutical field, supporting rapid growth of the Company and its pipeline of products in development.

A key addition to Clarity's Board of Directors followed the Company's IPO when Robert Thomas joined as Lead Independent Director. Mr Thomas has a strong

background in financial services and capital markets and has considerable expertise in mergers & acquisitions, including advising on the IPOs of the Commonwealth Bank of Australia and Qantas.

Clarity's Advisory Board has also seen an addition of three leading oncology, nuclear medicine and theranostics experts, namely, Dr Andrei Iagaru, Dr Neal Shore and Prof Louise Emmett.

Clarity's Senior Executive Team has seen two additions during and since FY22. The Company welcomed a new Chief Financial Officer (CFO), David Green, with outgoing CFO, Robert Vickery, continuing to serve as Company Secretary. Additionally, a new Chief Scientific Officer (CSO), Dr Jeffrey Norenberg, joined Clarity, while outgoing CSO, Dr Matt Harris, is now serving in a newly created role of Director of Technology.

*The increased support of the Company from world class experts in the oncology and the nuclear medicine fields is reflective of the excitement about TCTs and their ability to deliver clinical, logistical and environmental benefits in comparison to the current generation of radiopharmaceuticals, a field that is rapidly growing in the large oncology market.*

*Dr Alan Taylor*

## AT THE CORE OF CLARITY'S SUCCESS IS ITS PEOPLE

Clarity has succeeded in building an extraordinary team, united and driven by the goal of improving treatment outcomes for children and adults with cancer.

Despite its relatively small size of fewer than 30 employees in the US and Australia, Clarity's team is currently involved in progressing six clinical trials and supporting two investigator-initiated trials with its TCT products whilst continuing to expand the R&D pipeline and Discovery Program through the development of further novel modalities. This is an exceptional achievement in the industry for a company of Clarity's size.

The Company hires staff based on talent, ability and commitment to the team effort. Clarity acknowledges and utilises the contribution of diverse skills and talent from its directors, officers, employees, contractors and consultants. Through this philosophy, Clarity's team comprises people representing a broad range of backgrounds, recognising the positive outcomes that can be achieved through a diverse workforce. To support and promote this contribution, the Company offers flexible work conditions and provides flexible return to work arrangements for staff who take parental or carer leave.

Clarity is committed to its Core Values shared by its directors, officers, employees, contractors and consultants:

- Innovation
- Thought leadership
- Collaboration
- Reliability and trust
- Honesty and integrity
- Environment

### Reference List

- MarketsandMarkets, Nuclear Medicine Market / Radiopharmaceuticals Market by Type (Diagnostic (SPECT - Technetium, PET - F-18), Therapeutic (Beta Emitters - I-131, Alpha Emitters, Brachytherapy - Y-90)), Application (Oncology, Cardiology) - Global Forecasts (2022 - 2026), [https://www.marketsandmarkets.com/Market-Reports/radiopharmaceuticals-market-417.html?gclid=C-jwKCAjw3K2XBhAzEiwAmmgrAgGav7R2a9uwQp-cdEMOMIUod9mSE4NaE9G6ccixzLbSAIznPxsK-44BoC8qYQAvD\\_BwE](https://www.marketsandmarkets.com/Market-Reports/radiopharmaceuticals-market-417.html?gclid=C-jwKCAjw3K2XBhAzEiwAmmgrAgGav7R2a9uwQp-cdEMOMIUod9mSE4NaE9G6ccixzLbSAIznPxsK-44BoC8qYQAvD_BwE)
- ClinicalTrials.gov Identifier: NCT04868604 clinical-trials.gov/ct2/show/NCT04868604
- ClinicalTrials.gov Identifier: NCT04023331 clinical-trials.gov/ct2/show/NCT04023331
- ClinicalTrials.gov Identifier: NCT04839367 clinical-trials.gov/ct2/show/NCT04839367
- ClinicalTrials.gov Identifier: NCT05249127 clinical-trials.gov/ct2/show/NCT05249127
- ClinicalTrials.gov Identifier: NCT05407311 clinical-trials.gov/ct2/show/NCT05407311
- ClinicalTrials.gov Identifier: NCT04438304 clinical-trials.gov/ct2/show/NCT04438304
- ClinicalTrials.gov Identifier: NCT05286840 clinical-trials.gov/ct2/show/NCT05286840
- Fierce Biotech 14 July 2022, Marinus parts with priority review voucher, selling skip-the-line pass to Novo Nordisk for \$110M, <https://www.fiercebiotech.com/biotech/marinus-parts-priority-review-voucher-selling-skip-line-pass-novo-nordisk-110m>
- Hicks R et al. First-in-human trial of 64Cu-SAR-TATE PET imaging of patients with neuroendocrine tumours demonstrates high tumor up-take and retention, potentially allowing prospective dosimetry for peptide receptor radionuclide therapy. *The Journal of Nuclear Medicine*. 2018.
- Wong K. 64Cu-SAR-Bombesin PET-CT imaging in the staging of ER+/PR+/HER2- metastatic breast cancer: Safety, dosimetry, and feasibility in a phase I trial. 2022 ACSO Annual Meeting. <https://meetings.asco.org/abstracts-presentations/210783>
- Afshar-Oromieh A, Holland-Letz T, Giesel FL, et al. Diagnostic performance of 68Ga-PSMA-11 (HBED-CC) PET/CT in patients with recurrent prostate cancer: evaluation in 1007 patients. *Eur J Nucl Med Mol Imaging*. 2017 Aug;44(8):1258-1268.
- Ferraro DA, Rüschhoff JH, Muehlethaler UJ, et al. Immunohistochemical PSMA expression patterns of primary prostate cancer tissue are associated with the detection rate of biochemical recurrence with 68Ga-PSMA-11-PET. *Theranostics*. 2020;10(14):6082-6094.
- Baratto L, Song H, Duan H, et al. PSMA- and GnRH-Targeted PET Results from 50 Patients with Biochemically Recurrent Prostate Cancer. *J Nucl Med*. 2021;62(11):1545-1549.
- Mapelli P, Ghezzi S, Samanes Gajate AM, et al. 68Ga-PSMA and 68Ga-DOTA-RM2 PET/MRI in Recurrent Prostate Cancer: Diagnostic Performance and Association with Clinical and Histopathological Data. *Cancers (Basel)*. 2022;14(2):334.
- Huynh, T.T.; van Dam, E.M.; Sreekumar, S.; Mpoy, C.; Blyth, B.J.; Muntz, F.; Harris, M.J.; Rogers, B.E. Copper-67-Labeled Bombesin Peptide for Targeted Radionuclide Therapy of Prostate Cancer. *Pharmaceuticals* 2022, 15, 728. <https://doi.org/10.3390/ph15060728>
- Wong K, Sheehan-Dare G, Nguyen A, Ho B, Liu V, Lee J, Brown L, Dear R, Chan L, Sharma S, Malaroda A, Smith I, Lim E, Emmett L. 64Cu-SAR-Bombesin PET-CT Imaging in the Staging of Estrogen/Progesterone Receptor Positive, HER2 Negative Metastatic Breast Cancer Patients: Safety, Dosimetry and Feasibility in a Phase I Trial. *Pharmaceuticals*. 2022; 15(7):772. <https://doi.org/10.3390/ph15070772>
- Niketh J, Bao H, Emmett L. 64Cu-SAR-Bombesin PET-CT for the detection of biochemically recurrent PSMA-PET negative prostate cancer: a case series. 2022 ANZUP Annual Scientific Meeting. Program of Abstracts. Vol 18. Issue S1. P55. <https://doi.org/10.1111/ajco.13827>
- Niketh J et al. [64Cu]Cu-SAR-Bombesin ([64Cu]Cu-SAR-BBN) PET-CT for the detection of biochemically recurrent PSMA-PET negative prostate cancer: a case series. Poster Abstracts - RANZCR ASM 2022. <https://www.claritypharmaceuticals.com/wp-content/uploads/2022/08/Cu-BBN-Poster-RANZCR-ASM.pdf>
- Norenberg J et al. Environmental Considerations Resulting from the Increased Use of Theranostics: Advantages of Targeted Copper Theranostics. *Journal of Nuclear Medicine* June 2022, 63 (supplement 2) 2655-19. [https://jnm.snmjournals.org/content/63/supplement\\_2/2655](https://jnm.snmjournals.org/content/63/supplement_2/2655)



# DIRECTORS' REPORT

For the year ended 30 June 2022

The Directors of Clarity Pharmaceuticals Ltd (Clarity Pharmaceuticals) present their report together with the financial statements of the consolidated entity, being Clarity Pharmaceuticals (the Company) and its controlled entities (the Group) for the year ended 30 June 2022.

## DIRECTOR DETAILS

The following persons were Directors of Clarity Pharmaceuticals during or since the end of the financial year:

Dr Alan Taylor	Executive Chairperson
Dr Colin Biggin	Managing Director and Chief Executive Officer
Mr Rob Thomas	Lead Independent Director (Appointed as Non-Executive Director 25 August 2021; appointed Lead Independent Director 9 June 2022)
Ms Rosanne Robinson	Non-Executive Director
Dr Christopher Roberts	Non-Executive Director
Dr Thomas Ramdahl	Non-Executive Director
Dr Charles Gillies O'Bryan-Tear	Non-Executive Director

## COMPANY SECRETARY

The Company Secretary during the financial year was Mr Robert Vickery, who remains Company Secretary at the date of this report.

## PRINCIPAL ACTIVITIES

The principal activities of the Group involve research and development (R&D) and clinical stage evaluation of its portfolio of novel radiopharmaceuticals products.

## RESULT

The loss for the year was \$23.754 million (2021: \$10.221 million loss). This significant increase was in part due to a significant increase in clinical development activities, together with a one-off share-based expense of \$6.8 million for options granted to China Grand Pharmaceutical and Healthcare Holdings Limited in July 2021.



## STATEMENT OF FINANCIAL POSITION

The Group's financial position compared to the prior year was as follows:

- Liquid assets of \$92.3 million (2021: \$18.9 million) comprising cash on hand of \$55.3 million (2021: \$8.4 million) and term deposits of \$37.0 million (2021: \$10.5 million).
- Net assets increased to \$92.2 million from \$20.3 million at 30 June 2021, following Clarity Pharmaceuticals successful listing on the ASX in August 2021, with gross proceeds from the Initial Public Offering of \$92.0 million (net proceeds, after payment of fees, \$85.4 million).

The Board believes the Group is well placed to support its programs throughout 2023.

## REVIEW OF OPERATIONS

The financial year ended 30 June 2022 has been momentous for Clarity Pharmaceuticals' clinical and regulatory development, resulting in a diverse range of products in clinical trials which address both large indications, such as prostate cancer, as well as rare and orphan indications, such as neuroblastoma in children.

Clarity Pharmaceuticals is conducting multiple clinical trials for each product to explore both diagnostic and therapeutic modalities, as well as to expand its products' potential applications in a range of diseases, address different patient groups, and open commercial opportunities when each product is approaching market authorisation.

Clarity Pharmaceuticals' current pipeline of products in clinical trials include:

**SARTATE™:** A next generation, highly targeted theranostic radiopharmaceutical being developed for diagnosing, staging, and subsequently treating cancers that express somatostatin receptor 2 (SSTR2):

- **SARTATE™ Neuroblastoma Theranostic** for the treatment of neuroblastoma: Phase I/IIa CL04 trial in the US.
- **SARTATE™ NETs Diagnostic** for the diagnosis of neuroendocrine tumours (NETs): Phase II DISCO trial in Australia.

**SAR-bisPSMA:** A next generation, highly targeted theranostic radiopharmaceutical being developed for diagnosing, staging, and subsequently treating cancers that express Prostate Specific Membrane Antigen (PSMA):

- **SAR-bisPSMA Prostate Cancer Theranostic** for the treatment of an advanced form of prostate cancer, metastatic castrate-resistant prostate cancer (mCRPC): Phase I/IIa SECURE trial in the US.
- **SAR-bisPSMA Prostate Cancer Diagnostic** for the diagnosis of prostate cancer that is biochemically recurrent (BCR): Phase I/II COBRA trial in the US.
- **SAR-bisPSMA Prostate Cancer Diagnostic** for the diagnosis of untreated, confirmed prostate cancer: Phase I PROPELLER trial in Australia.
- **SAR-bisPSMA Prostate Cancer Diagnostic** for the diagnosis of prostate cancer: Phase I/II X-Calibur investigator-initiated trial (IIT) led by Dr Luke Nordquist at the Urology Cancer Center and GU Research Network (GURN) in the US.

**SAR-Bombesin:** A next-generation, highly targeted pan-cancer theranostic radiopharmaceutical that is being developed for identifying and selecting patients for subsequent treatment of cancers that express a specific receptor called the gastrin releasing peptide receptor (GRPr):

- **SAR-Bombesin Prostate Cancer Diagnostic** for the diagnosis of PSMA-negative GRPr-positive prostate cancer: Phase II SABRE trial in the US.
- **SAR-Bombesin Breast Cancer Diagnostic** for the diagnosis of hormone positive breast cancer: Phase I C-BOBCAT trial in Australia (results published).
- **SAR-Bombesin Prostate Cancer Diagnostic** for the diagnosis of PSMA-negative GRPr-positive prostate cancer: Phase II BOP IIT led by Prof Louise Emmet at St Vincent's Hospital Sydney in Australia.

The Company currently has four open Investigational New Drug (IND) applications with the US Food and Drug Administration (FDA). An open IND allows the progression of clinical trials of products in the US. Clarity Pharmaceuticals has received clearance to proceed to clinical trials from the FDA for the theranostic SARTATE™ and SAR-bisPSMA products as well as for the diagnostic SAR-bisPSMA and SAR-Bombesin products.

To support and reinforce its product development, Clarity Pharmaceuticals continued to develop its discovery program and acquired intellectual property (IP) for an innovative nanobody platform. The Company also continued to strengthen its SAR-bisPSMA patent protection.

Throughout the reporting period the Company also actively expanded its manufacturing and supply efforts, signing a number of agreements for the supply of copper isotopes as well as ready-to-use Targeted Copper Theranostic (TCT) products. Building reliable manufacturing and logistics is essential for seamless product supply during the late-stage clinical trials and towards product commercialisation.

Clarity Pharmaceuticals continues to grow its exceptional team with a unique range of skills and expertise this financial year, including the Board of Directors, Advisory Board and the management team.

On the 25<sup>th</sup> of August 2021 the company listed on the Australian Securities Exchange (ASX), having raised \$92 million from investors, securing funding to expand and progress its clinical program and other activities.

### Corporate

In July 2021 Clarity Pharmaceuticals signed a deed with China Grand Pharmaceutical and Healthcare Holdings Limited (China Grand) for 25,543,912 options (on a post-split basis) exercisable to 25,543,912 shares. The option deed included a provision to negotiate on an exclusive basis until expiry of the deed, a proposal for the Group to grant China Grand a licence of the right to develop, manufacture and commercialise one or more of Clarity Pharmaceuticals' products in the Greater China territory (being Mainland China, Hong Kong (SAR), Macau (SAR) and Taiwan). The options lapsed and were cancelled at 5pm on 25 February 2022, and the exclusivity period for the licensing negotiations also expired at that time. Clarity Pharmaceuticals continues to progress positive strategic discussions in relation to its pipeline and technology globally and is now clear to negotiate the Greater China territory on a non-exclusive basis.

The Group lodged a Prospectus with ASIC on 16 July 2021 (and a Supplementary Prospectus on 18 August 2021) seeking to list on the ASX and raise \$92 million through the issue of 65,714,286 shares at \$1.40 each. On 25 August 2021 the Group listed on the ASX. The Group received approximately \$85.4 million in net proceeds from the IPO after the payment of fees of \$6.6 million.

In February 2022, Clarity Pharmaceuticals received a \$3.26m R&D tax incentive refund. As noted in the financial statements the company estimates an R&D tax incentive of \$6.4 million in respect of the financial year ended 30 June 2022.

### Clinical Development

The Group has had a significant year advancing its various clinical programs.

In July 2021 the Group commenced the <sup>64</sup>Cu SAR-bisPSMA prostate cancer trial (PROPELLER) and <sup>64</sup>Cu/<sup>67</sup>Cu SAR-bisPSMA theranostic prostate cancer trial (SECURE). First patient enrolments for each of these trials occurred in August 2021. By December 2021 the PROPELLER trial was 50% recruited, with recruitment fully completed in July 2022. The dosimetry phase of the SECURE, <sup>64</sup>Cu/<sup>67</sup>Cu SAR-bisPSMA theranostic prostate cancer trial, was completed in November 2021.

In February 2022, Clarity Pharmaceuticals received confirmation from the US Food and Drug Administration (FDA) that its diagnostic SAR-bisPSMA US-based COBRA trial may proceed in participants with biochemical recurrence of prostate cancer. Recruitment for this trial opened in March 2022 with the first patient treated in April 2022.

In March 2022 Clarity Pharmaceuticals entered into a new collaboration with GU Research Network (GURN) for an Investigator Initiated Trial X-Calibur, using <sup>64</sup>Cu-SAR-bisPSMA in known or suspected prostate cancer in Phase I/II trial of up to 150 patients at the Urology Cancer Centre and GURN.

The diagnostic imaging trial of <sup>64</sup>Cu SAR-Bombesin (C-BOBCAT), led by Prof Louise Emmett at St Vincent's Hospital Sydney, closed early in October 2021. The diagnostic program with <sup>64</sup>Cu SAR-Bombesin generated promising results and paved the way for Clarity Pharmaceuticals' US-based clinical trials of this product to proceed in 2022. The C-BOBCAT trial recruited 7 participants with Estrogen and Progesterone Receptor (ER/PR) positive metastatic breast cancer. Several participants were also recruited and treated with <sup>64</sup>Cu SAR-Bombesin under the Therapeutic Goods Administration (TGA) Special Access Scheme (SAS) in both breast and prostate cancer patients. In August 2022 Clarity Pharmaceuticals extended its collaboration with Prof Louise Emmet in a Phase II diagnostic Investigator Initiated Trial (IIT) using SAR-Bombesin (BOP) for up to 30 patients with prostate cancer. The trial will assess the safety of <sup>64</sup>Cu-SAR-Bombesin as well as looking at the diagnostic potential for men with negative prostate specific membrane antigen (PSMA) positron emission tomography (PET) or low PSMA expression disease in patients with suspected biochemical recurrence (BCR) of their prostate cancer and patients with metastatic castrate resistant prostate cancer (mCRPC) who are not eligible for PSMA therapy.

Clarity Pharmaceuticals' theranostic <sup>64</sup>Cu/<sup>67</sup>Cu SARTATE™ neuroblastoma trial (NCT04023331) is progressing well, completing cohort 1 in January 2022 and cohort 2 in August 2022. Participants with neuroblastoma received therapy with <sup>67</sup>Cu SARTATE™ at a dose of 75MBq/kg body weight in cohort 1 and 175MBq/kg body weight in cohort 2. The increase in administered activity between cohorts 1 and 2 is significant in radiation-sensitive diseases such as neuroblastoma. Additional therapy cycles of <sup>67</sup>Cu SARTATE™ were also requested by clinical sites and administered to participants in cohorts 1 and 2. No dose limiting toxicities were reported in either cohort and the Safety Review Committee recommended that the trial continue with the dose escalation phase as planned. Recruitment of cohort 3 began in August 2022, across 5 US clinical sites, with a planned increase in <sup>67</sup>Cu SARTATE™ administered of 275MBq/kg body weight. Clarity Pharmaceuticals is pleased with the progress made in this area and continues to gather evidence of the diagnostic and therapeutic benefits of its SARTATE™ product for the treatment of children with neuroblastoma.

### Regulatory

Following the promising C-BOBCAT results, Clarity Pharmaceuticals received confirmation from the US Food and Drug Administration (FDA) in February 2022 that its diagnostic US-based COBRA trial may proceed in participants with biochemical recurrence of prostate cancer.

In June 2022 Clarity Pharmaceuticals received approval from the US FDA for a Phase II SAR-Bombesin imaging trial in prostate cancer (SABRE). The trial is a multicentre, single arm, non-randomised, open-label trial in up to 50 PSMA-negative patients with known or suspected prostate cancer.

### Manufacturing and Supply

Manufacturing and logistics are critical for the supply of radiopharmaceuticals. To support clinical growth and future commercialisation, Clarity Pharmaceuticals has been actively extending its manufacturing and logistical footprint in the US by signing a number of key supply and distribution agreements, and also securing key memberships, including the following agreements during and since the financial year under review:

- Agreement with Cardinal Health covering cGMP manufacture and distribution of Clarity Pharmaceuticals' Targeted Copper Theranostic (TCT) on 2 December 2021
- Agreement with Evergreen Theragnostics, Inc. covering cGMP manufacture and distribution of Clarity Pharmaceuticals' TCT on 30 September 2021
- Membership and a Board position on the Council on Radionuclides and Radiopharmaceuticals, Inc (CORAR) on 22 September 2021.
- Agreement with Evergreen Theragnostics, Inc. expanding the scope of the TCT manufacturing arrangement, and
- Executing a Contract Development and Manufacturing Organisation (CDMO) Agreement with 3D Imaging LLC. (3DI), covering Clarity Pharmaceuticals' diagnostic <sup>64</sup>Cu SAR-bisPSMA product. This seeks to increase production capability and create excess capacity in the supply of Clarity Pharmaceuticals' differentiated PSMA product in advance of two potential diagnostic Phase III trials in the US, ensuring reliable and seamless supply.

These agreements and membership will support the rollout of the TCT platform and getting "ready-to-use" TCT products to patients at any location in the US.

### Intellectual Property and Discovery Program

Clarity Pharmaceuticals has an extensive patent portfolio generated from a patent strategy designed to cover its SAR Technology platform, its existing radiopharmaceutical products utilising the technology, as well as a 'Discovery Program' focused on developing new products and new intellectual property for a range of indications of cancer in all major international jurisdictions.

In November, the patent application covering formulations of SAR-bisPSMA entered the national phase in multiple jurisdictions, including the USA, Europe and China. Clarity Pharmaceuticals has continued to strengthen its patent protection of the SAR-bisPSMA product with a composition-of-matter patent granted in the USA, Australia and Mexico.

Clarity continues to expand, improve, and support its portfolio with the filing of multiple provisional patents during the reporting period, while moving other patent applications ahead through the various stages of the patenting process. The patent portfolio currently includes 21 active patent families.

In addition, Clarity Pharmaceuticals continues to seek innovative and complementary additions to its Discovery Pipeline. To that end the company acquired a targeted nanobody platform in May 2022. The platform will potentially

allow the development of high affinity products suitable for targeting receptors specific to cancer cells - killing cancer cells while limiting the side effects elsewhere in the body.

#### Team and Collaborators

Clarity Pharmaceuticals has continued to build an exceptional team, including the Board of Directors and Scientific Advisory Board, who deliver a unique range of skills and expertise together with extensive experience in the global radiopharmaceutical market. In the reporting period, the Group expanded its clinical, regulatory and operations teams in keeping with anticipated growth in its clinical programs. Key additions include the following appointments:

- Mr Rob Thomas who joined the Group's Board of Directors on 25 August 2021, bringing a wealth of experience in capital markets and corporate governance;
- Mr David Green as Chief Financial Officer with outgoing CFO Robert Vickery continuing to serve as Company Secretary; and
- Internationally recognised and respected nuclear medicine and oncology theranostic experts, Dr Andrei Iagaru and Professor Louise Emmett, and Chief Medical Officer of Urology/Surgical Oncology at GenesisCare, US and the Medical Director of Carolina Urologic Research Centre, Dr Neal Shore, joining Clarity Pharmaceuticals' Scientific Advisory Board.

## SIGNIFICANT CHANGES IN THE STATE OF AFFAIRS

At an Extraordinary General Meeting (EGM) of shareholders held on 13 July 2021, it was resolved that all shares in Clarity Pharmaceuticals Ltd be restructured on the basis that every share on issue be split into twenty shares. Options were split on the basis that every option on issue be split into twenty options, with exercise prices one-twentieth of their original issue. The effective date of the share split for both shares and options was 13 July 2021. The number of issued shares at 30 June 2021 was 9,490,913. On 13 July 2021 pre-share split it was 9,520,913. Following the share split on 13 July 2021 shares on issue totalled 190,418,260.

At an EGM of shareholders held 13 July 2021, it was resolved that Clarity Pharmaceuticals Ltd would pursue an initial public offering on the Australian Securities Exchange (ASX). It was also resolved that the Company would adopt a new constitution on listing on the ASX.

The Group lodged a Prospectus with ASIC on 16 July 2021 seeking to list on the ASX and raise \$92 million through the issue of 65,714,286 shares at \$1.40 each. On 25 August 2021 the Group listed on the ASX. The Group received approximately \$85.4 million in net proceeds from the IPO after the payment of fees of \$6.6 million. The Group lodged a Supplementary Prospectus with ASIC on 18 August 2021. The capital raised in the IPO will predominantly be used to implement the Group's clinical development strategy and expand its product portfolio.

There have been no other significant changes in the state of affairs of the Group during the financial year.

## EVENTS ARISING SINCE THE END OF THE REPORTING PERIOD

There are no matters or circumstances that have arisen since the end of the year that have significantly affected or may significantly affect either:

- the entity's operations in future financial years
- the results of those operations in future financial years; or
- the entity's state of affairs in future financial years.

## LIKELY DEVELOPMENTS

The operations of the Group in subsequent financial years will continue to focus on the research and development of radiopharmaceuticals.

## DIVIDENDS

No dividends were paid, and the Directors did not recommend a dividend to be paid.

## UNISSUED SHARES UNDER OPTION

Unissued ordinary shares of Clarity Pharmaceuticals Ltd under option at the date of this report:

Grant Date	Date of Expiry	Exercise Price <sup>1</sup>	Number under Option <sup>1</sup>
1 November 2017	1 November 2022	\$0.220	100,000
1 January 2018	1 January 2023	\$0.220	400,000
15 February 2018	16 February 2023	\$0.220	1,066,680
1 July 2018	1 July 2023	\$0.220	2,200,000
3 December 2018	3 December 2023	\$0.605	200,000
10 December 2018	10 December 2023	\$0.605	200,000
21 March 2019	21 March 2024	\$0.605	800,000
1 July 2019	5 August 2024	\$0.605	2,100,000
22 July 2019	5 August 2024	\$0.605	100,000
1 October 2019	1 October 2024	\$0.605	1,000,000
21 October 2019	21 October 2024	\$0.605	100,000
1 December 2019	1 December 2024	\$0.605	200,000
1 March 2020	1 March 2025	\$0.938	200,000
2 March 2020	2 March 2025	\$0.938	400,000
1 June 2020	1 June 2025	\$0.938	100,000
1 July 2020	1 July 2025	\$0.938	3,560,000
26 August 2020	26 August 2025	\$0.938	100,000
15 December 2020	15 December 2023	\$1.125	918,220
4 May 2021	4 May 2026	\$0.938	200,000
10 May 2021	10 May 2026	\$0.938	1,000,000
17 June 2021	18 December 2024	\$0.825	7,100,000
26 May 2022	26 May 2027	\$1.400	400,000
1 July 2022	1 July 2027	\$0.508	3,061,469
			25,506,369

1. For options issued prior to 13 July 2021, the number under option and exercise price have been re-stated for the effect of the 1:20 share split completed on 13 July 2021 (1,102,245 in pre-split terms re-stated as 22,044,900).

Options were issued under various conditions to both employees and non-employees of the Group. Vesting conditions are described in Note 17 to the Financial Statements. These options do not entitle the holder to participate in any share issue of the Company.

#### Shares issued during or since the end of the year because of exercise

During or since the end of the financial year, the Group issued ordinary shares because of the exercise of options as follows (there were no amounts unpaid on the shares issued):

Date shares granted	Issue price of shares	Number of shares issued
1 July 2021 <sup>1</sup>	0.125	600,000
24 December 2021	0.220	200,000
14 April 2022	0.220	1,500,000
22 June 2022	0.220	106,223
1 July 2022	0.220	914,358
		<b>3,320,581</b>

1. The July 2021 GRANT HAS BEEN RESTATED FOR THE EFFECT OF THE 1:20 SHARE SPLIT ON 13 JULY 2021.

## REGULATORY AND ENVIRONMENTAL MATTERS

The Group's activities include working with radiopharmaceutical products that use radioactive materials, which generate medical and other regulated wastes. It is required to carry out its activities in accordance with applicable environment and human safety regulations in each of the jurisdictions it undertakes operations. The Group is not aware of any matter that requires disclosure with respect to any significant regulations in respect of its operating activities, and there have been no issues of non-compliance during the year.

## MEETINGS OF DIRECTORS

During the reporting period, 10 meetings of Directors were held. Attendances by each Director during the year were as follows:

	Meetings eligible to attend	Meetings attended
Dr Alan Taylor	10	10
Dr Colin Biggin	10	10
Mr Rob Thomas	5	5
Ms Rosanne Robinson	10	10
Dr Christopher Roberts	10	10
Dr Thomas Ramdahl	10	10
Dr Charles Gillies O'Bryan-Tear	10	10

## AUDIT AND RISK COMMITTEE

During the period, three meetings of the Audit and Risk Committee were held.

Attendance by each member during the period were as follows:

	Meetings eligible to attend	Meetings attended
Mr Rob Thomas (Committee Chair, appointed 25 August 2021)	2	2
Ms Rosanne Robinson	3	3
Dr Christopher Roberts	3	3

The role of the Audit and Risk Committee is to assist the Board in fulfilling its accounting, auditing and financial reporting responsibilities, including oversight of:

- the integrity of the Company's financial reporting systems, internal and external financial reporting and financial statements;
- the appointment, remuneration, independence and competence of the Company's external auditors;
- the performance of the external audit functions and review of their audits;
- the effectiveness of the Company's system of risk management and internal controls; and
- the Company's systems and procedures for compliance with applicable legal and regulatory requirements.

With effect from listing, the Audit and Risk Committee comprises Mr Rob Thomas (Chair), Ms Rosanne Robinson and Dr Christopher Roberts.

## REMUNERATION AND NOMINATION COMMITTEE MEETINGS

During the period, two meetings of the Remuneration and Nomination Committee were held.

Attendance by each member during the period were as follows:

	Meetings eligible to attend	Meetings attended
Ms Rosanne Robinson (Committee Chair)	2	2
Dr Charles Gillies O'Bryan Tear	2	2
Dr Thomas Ramdahl	2	2
Mr Rob Thomas	2	2

The Role of the Nomination and Remuneration Committee is to assist and advise the Board on:

- Board succession planning generally;
- induction and continuing professional development programs for Directors;
- the development and implementation of a process for evaluating the performance of the Board, its committees and Directors;
- the process for recruiting a new Director, including evaluating the balance of skills, knowledge, experience, independence and diversity on the Board and, in the light of this evaluation, preparing a description of the role and capabilities required for a particular appointment;
- the appointment and re-election of Directors; and



- ensuring there are plans in place to manage the succession of the CEO and other senior executives of the Company,
- to ensure that the Board is of a size and composition conducive to making appropriate decisions, with the benefit of a variety of perspectives and skills and in the best interests of the Group as a whole.

With effect from listing, the Nomination and Remuneration Committee comprises Ms Rosanne Robinson (Chair), Dr Thomas Ramdahl, Mr Rob Thomas and Dr Charles Gillies O'Bryan-Tear.

## DIRECTORS' QUALIFICATIONS AND EXPERIENCE

### Dr Alan Taylor, PhD – Executive Chairperson

Dr Taylor joined the Board in November 2013 as Executive Chairperson. Dr Taylor has been instrumental in the growth of the Company and has been heavily involved in all areas of the Company's business.

Dr Taylor has approximately 15 years of investment banking experience focused predominantly on the life sciences sector, and has significant expertise in capital raisings, mergers and acquisitions, and general corporate advisory. Prior to joining Clarity Pharmaceuticals, Dr Taylor was an Executive Director of Inteq Limited, a boutique Australian investment bank.

After receiving the University Medal for his undergraduate degree in Applied Science at the University of Sydney, Dr Taylor completed his PhD in Medicine at the Garvan Institute of Medical Research. Dr Taylor has also completed a Graduate Diploma in Applied Finance at the Securities Institute of Australia.

Other Current Listed Directorships:	Interest in Issued Shares:
Nil	14,066,660
Previous Listed Directorships (last 3 years):	Interest in Issued Options:
Nil	2,800,000

### Dr Colin Biggin, PhD – Managing Director and CEO

Dr Biggin joined the Board in October 2019 as Managing Director and CEO after playing an instrumental role in enhancing and designing the Company's product development and clinical programs since he first joined the Company in January 2017.

Dr Biggin has over 15 years of radiopharmaceutical development and commercialisation experience. Dr Biggin previously served with Algeta ASA during the development and commercialisation of its product Xofigo® (radium-223 dichloride) for metastatic prostate cancer, which was approved by the FDA in 2013. Prior to joining the Company, Dr Biggin also consulted to a range of biotech and large pharmaceutical companies developing radiopharmaceuticals.

Dr Biggin holds a Bachelor of Science (Honours) and a PhD from the University of Glasgow.

Other Current Listed Directorships:	Interest in Issued Shares:
Nil	819,100
Previous Listed Directorships (last 3 years):	Interest in Issued Options:
Nil	5,200,000

### Mr Rob Thomas - Lead Independent Director

Mr Thomas joined the Board as a Non-Executive Director on 25 August 2021.

Mr Thomas has a strong background in financial services and capital markets and has considerable expertise in mergers & acquisitions and capital markets including advising on the IPOs of the Commonwealth Bank of Australia and Qantas. Mr Thomas is the former CEO of County NatWest Securities and the former CEO (and then Chairman) of Citi Corporate and Investment Bank Australasia. Mr Thomas has also held the position of Chairman at Australian Wealth Management Ltd (ultimately IOOF Ltd), TAL (Australia's largest life insurance company) and the previously ASX-listed company HeartWare® International Inc. Mr Thomas is the Chairman of AusBio Ltd, Grahger Retail Securities Pty Ltd and ASX-listed Starpharma Holdings Limited and is a non-executive director of Biotron Limited and O'Connell Street Associates. He is a past non-executive director of Reva Medical Inc. and Virgin Australia.

Mr Thomas holds a Bachelor of Economics from Monash University and a Diploma of Business (Accounting) from Swinburne. He is a Fellow of the Securities Institute of Australia, Fellow of the Australian Institute of Company Directors and a Fellow of the Royal Society of New South Wales. He is also Co-Chair of the State Library of New South Wales Foundation.

Other Current Listed Directorships:	Interest in Issued Shares:
Starpharma Holdings Ltd	1,125,000
Biotron Ltd	
Previous Listed Directorships (last 3 years):	Interest in Issued Options:
Reva Medical, Inc	Nil



**Ms Rosanne Robinson - Non-Executive Director**

Ms Robinson joined the Board in October 2010 as a Non-Executive Director.

Ms Robinson brings extensive experience in the nuclear field and a range of commercial expertise to the Group and has over 25 years of experience in both governance and management roles in public and private companies and government. Ms Robinson is the General Manager of Business Development at Australian Nuclear Science and Technology Organisation. Ms Robinson's in-depth knowledge of the nuclear medicine industry provides the Company with a clear vision across the dynamics of, and most recent changes in, the sector.

Ms Robinson holds a Bachelor of Business (Accounting), a Graduate Diploma of Accounting (CA) and is a Graduate of the Australian Institute of Company Directors.

<b>Other Current Listed Directorships:</b>	<b>Interest in Issued Shares:</b>
Nil	Nil
<b>Previous Listed Directorships (last 3 years):</b>	<b>Interest in Issued Options:</b>
Nil	200,000

**Dr Christopher Roberts, PhD - Non-Executive Director**

Dr Roberts joined the Board in March 2016 as a Non-Executive Director.

Dr Roberts has over 40 years of experience in the medical innovation space and has served on the boards of a number of ASX-listed companies during his career. Dr Roberts was previously the CEO of ASX-listed company Cochlear Limited and Chairman of ASX-listed company Sirtex Medical Ltd. Dr Roberts was also Executive Vice-President and a director of the dual-listed (ASX and NYSE) company ResMed Inc., a global sleep disorder treatment company. Dr Roberts is a non-executive director of ASX listed HealthCo Health and Wellness REIT.

Dr Roberts holds a Bachelor of Engineering (Honours) in Chemical Engineering from the University of New South Wales, an MBA from Macquarie University and a PhD from the University of New South Wales. He has also been awarded Honorary Doctor of Science degrees from Macquarie University and the University of New South Wales.

<b>Other Current Listed Directorships:</b>	<b>Interest in Issued Shares:</b>
HealthCo Healthcare and Wellness REIT	17,911,280
<b>Previous Listed Directorships (last 3 years):</b>	<b>Interest in Issued Options:</b>
OncoSil Medical Ltd (ceased October 2021)	200,000

**Dr Thomas Ramdahl, PhD - Non-Executive Director**

Dr Ramdahl joined the Board in March 2019 as a Non-Executive Director.

Dr Ramdahl is a pharmaceutical executive with over 20 years of clinical and development experience. In 2001, he became President and the first CEO of Algeta ASA. When Dr Ramdahl joined Algeta, he was one of six employees and he played an instrumental role in its success, serving in several senior positions within the company through to and post the acquisition of Algeta by Bayer AG in 2014 for US\$2.9 billion. Dr Ramdahl has authored more than 40 publications and is a co-inventor of several patents. Dr Ramdahl currently serves as Chairman of Precirix (Belgium) and AppSens AS (Norway), and as a non-executive director of Nordic Nanovector ASA (Norway).

Dr Ramdahl gained his PhD in Environmental Chemistry from the University of Oslo and holds a Master of Science in Organic Chemistry from the Norwegian Institute of Technology.

<b>Other Current Listed Directorships:</b>	<b>Interest in Issued Shares:</b>
Nordic Nanovector ASA, Norway (April 2022)	120,000
<b>Previous Listed Directorships (last 3 years):</b>	<b>Interest in Issued Options:</b>
Nil	600,000

**Dr Charles Gillies O'Bryan-Tear, MBBS FRCrcP - Non-Executive Director**

Dr O'Bryan-Tear joined the Board in April 2019 as a Non-Executive Director.

Dr O'Bryan-Tear has over 30 years of experience in the pharmaceutical industry in clinical development, medical management and commercial roles. He has held senior leadership roles in large and small pharmaceutical and biotech companies in the US and Europe and has been involved in multiple product approvals. He was previously the Chief Medical Officer of Algeta ASA. Dr O'Bryan-Tear has been an adviser to several US and European biotech companies and is a member of the Scientific Advisory Board of Fusion Pharmaceuticals Inc. (Canada).

Dr O'Bryan-Tear obtained his Doctor of Medicine degree from the Universities of Cambridge and London and trained in internal medicine and oncology in the United Kingdom.

<b>Other Current Listed Directorships:</b>	<b>Interest in Issued Shares:</b>
Nil	120,000
<b>Previous Listed Directorships (last 3 years):</b>	<b>Interest in Issued Options:</b>
Nil	900,000

## REMUNERATION REPORT – AUDITED

This Remuneration Report for the year ended 30 June 2022 outlines the remuneration arrangements of Clarity Pharmaceuticals Limited (Clarity Pharmaceuticals) and its controlled entities (the Group) in accordance with the requirements of the Corporations Act 2001 (Cth) and its regulations. This information has been audited as required by section 308(3C) of the Corporations Act 2001 (Cth).

The Remuneration Report details the remuneration arrangements for key management personnel (KMP) who are defined as those persons having authority and responsibility for planning, directing and controlling the major activities of the Group, directly or indirectly, including any Director, whether executive or otherwise.

For the purposes of this report, the term 'Director' refers to Non-Executive Directors (NEDs) only. 'KMP' refers to Executive Directors and other key management personnel.

The names and details of the Directors and KMP of the Group in office during the financial year and until the date of this report are detailed below. Apart from Mr Thomas, Mr Vickery and Mr Green, all Directors and KMP listed are in office at the date of this report and held the position for the full financial year.

### Non-Executive directors

Mr Rob Thomas	Non-Executive and Lead Independent Director (Appointed 25 August 2021)
Ms Rosanne Robinson	Non-Executive Director
Dr Christopher Roberts	Non-Executive Director
Dr Thomas Ramdahl	Non-Executive Director
Dr Charles Gillies O'Bryan-Tear	Non-Executive Director

### Executive directors

Dr Alan Taylor	Executive Chairperson
Dr Colin Biggin	Managing Director

### Other key management personnel

Mr Robert Vickery	Chief Financial Officer (Resigned 4 April 2022)
Mr David Green	Chief Financial Officer (Appointed 4 April 2022)
Dr Matthew Harris	Chief Scientific Officer (ceased as KMP 30 June 2021)

### Overall Remuneration Strategy

The Group aims to ensure that its remuneration strategy aligns the interests of its executives and employees with those of its shareholders. In framing its remuneration strategy, the Board's determinations have been influenced by several key factors:

- **Headcount is rapidly growing** and is expected to nearly double within the next 12 months.
- The operations are spread across **two countries, Australia and the USA**, each with different remuneration structures.
- The radiopharmaceuticals sector is **highly specialised, competitive and rapidly growing**.
- There is a **substantial premium for experienced executives** with relevant knowledge of this niche sector.
- Despite a small team of fewer than 30 employees in the US and Australia, the Group is currently involved in **progressing six clinical trials and supporting two investigator-initiated trials with its products** whilst continuing to expand its R&D pipeline and Discovery Program through the development of further novel modalities, including the recently assigned nanobody platform. This is an exceptional achievement in the industry for a company of the Group's size.

These factors have influenced the Board to keep its remuneration structure simple, to acknowledge that some differences between the US and Australian payment structures will occur, and to recognise that its highly skilled Australian executives are in high demand from overseas companies, especially in the US. As such, its remuneration structure contains a mixture of the following elements:

1. fixed remuneration;
2. short-term incentives (STIs) in cash or participation in equity incentives;
3. time-based long-term incentives (LTIs) to ensure employee retention, as having a stable team is critical given the duration of the Group's comprehensive clinical trial programs.

The remuneration structure is based on Key Performance Indicators (KPIs) which are designed to align with the interests of shareholders and to reward performance across value-adding milestones. The Board will continue to refine the Group's remuneration structure as the Group's activities mature and may exercise discretion to take account of events and circumstances not envisaged, given the dynamic nature of the radiopharmaceuticals market.

### People and Culture

The Group operates in an industry which requires a highly specialised and skilled workforce and where employee retention is crucial given the long-term nature of clinical development programs. The Group's greatest asset is its people and, having significantly grown its team over the last year, it strives to continue maintaining an environment that nurtures and rewards its staff. The Group seeks to achieve this through the following principles:

1. **Competitive remuneration** – including a significant equity component to allow staff to participate in potential success of the group.
2. **Commitment to the Group's shared Core Values:**
  - a. Innovation
  - b. Thought leadership
  - c. Collaboration
  - d. Reliability and trust
  - e. Honesty and integrity
  - f. Environment
3. **Diversity** – The Group hires staff based on talent, ability and commitment to the team effort. Through this philosophy the Group team comprises people representing a broad range of backgrounds, recognising



the positive outcomes that can be achieved through a diverse workforce. The Group recognises and utilises the contribution of diverse skills and talent from its directors, officers, employees, contractors and consultants. Gender diversity within the Group is set out in the following table.

	2022		2021	
	No.	%	No.	%
Total Women employed	17	63%	9	56%
Women in non-board senior executive roles	2	33%	2	33%
Women in board positions	1	14%	1	17%

- 4. Flexible work conditions** – the Group recognises that flexible arrangements can be a requirement for both professional and personal reasons. It seeks to accommodate work from home and flexible working hours by arrangement with employees to ensure it retain its talent and diversity in the team as their personal and professional responsibilities require. This flexibility is also appreciated and valued due to the geographical spread of its team and some periodic work commitments that require staff attention outside of their regular work hours. The Group also seeks to be proactive in retaining staff who take parental or carer leave by supporting flexible return to work arrangements and providing incentives to return through appropriately structured equity scheme arrangements.
- 5. Community** – The Group organises regular in-person and remote events for its team and enables volunteering opportunities with selected organisations that share the Group's values and goals, to ensure development of a strong team culture, notwithstanding that many staff work from home on a regular basis. Events such as Run2Cure with Neuroblastoma Australia and volunteering opportunities with Story Factory are examples of such engagements.

The Group's Senior Executive Team promotes these principles and aspires to foster positive culture in the workplace environment. The Group and its leadership team strive to instil these principles and emphasises them through onboarding, team meetings and briefings. They are also supported by the company's written policies and are embedded into its performance management system.

#### Remuneration Governance

The Remuneration and Nomination Committee, consisting of four non-executive directors, advises the Board on remuneration policies and practices generally, and makes specific recommendations on remuneration packages and other terms of employment for non-executive directors, executives, and other employees. Where required, external remuneration advice may be sought by the Remuneration and Nomination Committee or the Board.

Specifically, the Board approves the remuneration arrangements of the Executive Chairman and Managing Director, including awards made under the Short-Term Incentive (STI) and Long-Term Incentive (LTI) plans, following recommendations from the Remuneration and Nomination Committee. The Board approves, having regard to recommendations made by the Executive Chairman and Managing Director to the Remuneration and Nomination Committee, the level of remuneration, including STI and LTI awards, for other executives and employees. The Board also sets the aggregate fee pool for non-executive directors (which is subject to shareholder approval) and non-executive director fee levels.

#### Benchmarking

Central to remuneration governance is bi-annual remuneration benchmarking for executive and non-executive positions. The Group benchmarks fixed and total remuneration against employment positions of comparable specialisation, size, and responsibility within the industry. As the Group is expanding rapidly there is good visibility of remuneration levels in the industry plus access to broad industry remuneration data. Fixed remuneration is supplemented by providing incentives (variable remuneration) to reward superior performance. Where remuneration consultants are engaged to provide remuneration recommendations, as defined in section 9B of the Corporations Act 2001, they are to be engaged by, and report directly to, the Remuneration and Nomination Committee. No remuneration consultants have been engaged to provide such remuneration services during the financial year.

#### Performance Reviews

The Group employs strict performance management in assessing performance. Key performance indicators (KPIs) are set for all staff at the beginning of a performance period. At the end of the performance period, a performance review against KPIs is conducted and the results are used the annual salary review process. Performance reviews consider behavioural and cultural aspects of performance, as well as objective planning and professional and personal development. The overriding objective of the salary review process is to ensure that all employees are appropriately remunerated based on performance, that remuneration is competitive within the radiopharmaceuticals sector, and that increases in employees' skills and responsibilities are recognised. During the year a performance review of all staff took place in accordance with this process. As part of the process, each employee's performance was assessed against their pre-agreed individual KPIs and/or business unit performance and corporate KPIs and this assessment determined, subject to business considerations such as cash availability, if an incentive award was payable, and if so, at what level.

#### Voting at the company's 2021 Annual General Meeting (AGM)

Of the votes cast on the company's remuneration report for the 2021 financial year, over 99% were in favour of the non-binding resolution. As part of the Group's commitment to continuous improvement, the Remuneration and Nomination Committee and the Board considered carefully the comments made by shareholders and proxy advisers in respect of remuneration related issues. Members of the Nomination and Remuneration Committee routinely engage with proxy advisors to discuss a range of governance and remuneration matters.

#### Impact of COVID-19 on remuneration

Clarity Pharmaceuticals did not participate in any of the COVID-19 government incentives and did not receive any funds from the government relating to the pandemic. The Group was not eligible to participate in the Australian Federal Government's JobKeeper scheme during the financial year.

### Remuneration Structure

The Group's remuneration structure aims to:

- **Attract and retain exceptional people** to lead and manage the Group and to support internal development of executive talent, recognising that the Group is operating in a competitive global pharmaceutical industry environment.
- **Drive sustainable growth to shareholders**, as executives are set both short-term and long-term performance targets which are linked to the core activities necessary to build competitive advantage and shareholder value.
- **Motivate and reward superior performance** by the executive team whilst aligning performance elements/KPIs to the interests of shareholders.
- **Create a respectful, positive workplace culture** based on superior performance and core company values through appropriately structured individual assessments.

### Remuneration Framework

To compete with global pharmaceutical companies with significantly greater financial resources, the Group's remuneration framework is strongly weighted towards equity-based incentive arrangements to assist in the attraction, motivation, and retention of employees. Equity-based incentives also assist the Group in aligning shareholder expectations and employee interests to the same outcome, which is growing shareholder value.

Clarity Pharmaceuticals' remuneration framework has been designed to further promote a high-performance culture, ensure employee commitment to shared values and goals, promote team engagement, and encourage superior business operation.

The remuneration framework comprises:

Fixed Remuneration	<ul style="list-style-type: none"> <li>• Base Salary</li> <li>• Superannuation / Pension Fund contributions</li> </ul>
Short-Term Incentives (STIs)	<ul style="list-style-type: none"> <li>• Performance based cash bonuses</li> <li>• Equity Incentive Plan</li> </ul>
Long-Term Incentives (LTIs)	<ul style="list-style-type: none"> <li>• Equity Incentive Plan</li> </ul>

The Remuneration and Nomination Committee is responsible for developing, reviewing, making recommendations to, aiding, and advising the Board on the remuneration arrangements for directors and executives.

### Non-Executive Directors Remuneration Policy

The Board seeks to set non-executive directors' fees at a level which provides the group with the ability to attract and retain non-executive directors of the highest calibre with relevant professional expertise. The fees also reflect the demands which are made on, and the responsibilities of, the non-executive directors, whilst incurring a cost which is acceptable to shareholders.

Non-executive directors' fees and the aggregate fee pool are reviewed annually by the Remuneration and Nomination Committee against fees paid to non-executive directors in a group of comparable peer companies within the biotechnology sector and relevant companies in the broader ASX-listed market.

The Board is ultimately responsible for approving any changes to non-executive director fees, upon consideration of recommendations put forward by the Remuneration and Nomination Committee. The Group's constitution and the ASX listing rules specify that the non-executive directors' maximum aggregate fee pool shall be determined from time to time by a general meeting of shareholders. The latest determination was an aggregate fee pool of \$500,000 (including superannuation payments). The Board will not seek any increase in the non-executive directors' maximum fee pool at the 2022 Annual General Meeting (AGM).

### Fees

Non-executive directors' fees consist of base fees and committee fees. The payment of committee fees recognises the additional time, responsibility and commitment required by non-executive directors who serve on board committees.

The aggregate directors' fees paid to non-executive directors for the year ended 30 June 2022 was \$292,228 excluding share-based payments expense of \$219,778 (2021 \$120,339, excluding share-based payments expense of \$131,004)

From 1 July 2022, base fees for non-executive director will increase from \$54,750 plus superannuation to \$60,000 plus superannuation. Non-executive directors will now receive a fee of \$8,000 plus superannuation for Chairing a committee and committee members will receive a fee of \$4,000 plus superannuation. Directors based outside Australia receive additional fees in lieu of superannuation. The proposed fees, based on benchmarks, compared to the FY22 levels are outlined in the table below:

		Proposed Fees from 1 July 2022 \$	Actual Fees to 30 June 2022 \$
<b>Board Fees</b>			
Non-executive director		66,300	60,225
<b>Committee Fees</b>			
Audit & Risk Committee	Chair	8,840	-
	Member	4,420	-
Remuneration & Nomination Committee	Chair	8,840	-
	Member	4,420	-

In addition to board fees, non-executive directors can receive share-based incentives as part of their overall remuneration. This is subject to shareholder approval at the company's AGM.



### **Executive Remuneration Policy**

The Group aims to reward executives with a level and mix of remuneration appropriate to their position, skills, experience, and responsibilities, while being market competitive and enabling the company to retain staff and structuring awards which conserve cash reserves. In determining remuneration for the executives, the Remuneration & Nomination Committee also considers the Group's significant growth and the number of clinical trial programs in development, while also being cognisant of the Group's operational expansion into the US market.

The Remuneration and Nomination Committee, together with the Board, actively review the Group's remuneration structure, and benchmark the overall package and proportion of fixed remuneration, STIs and LTIs against relevant industry comparators to ensure the policy objectives are met and are in line with good corporate practice for the Group's size, industry, and stage of development. Remuneration levels are determined annually through the remuneration review, which considers industry benchmarks and the performance of the Group and the individual. Other factors considered in determining remuneration include a demonstrated record of performance and the Group's ability to pay. In the case of executives, the Executive Chairman and Managing Director provide recommendations to the Remuneration and Nomination Committee.

### **Executive Directors**

Employment contracts have been executed with the Executive Chairman and Managing Director of the Group. Remuneration comprises fixed remuneration in the form of salary and superannuation contributions and variable remuneration in the form of cash bonus and participation in the Equity Incentive Plan. Performance based variable remuneration is determined based on Remuneration and Nomination Committee recommendations in accordance with a prescribed scorecard based on agreed company and individual KPIs. All remuneration, including performance-based remuneration, paid to Executive Directors is valued at the cost to the Group and expensed.

### **Other Key Management Personnel**

Employment contracts are in place for all Key Management Personnel (KMP) of the Group. Remuneration for KMP during the financial year consists of fixed remuneration in the form of salary and superannuation contributions; and variable remuneration in the form of options and, in some cases, a cash bonus in accordance with a prescribed scorecard based on agreed company and individual KPIs within a framework approved by the board. All remuneration, including performance-based remuneration, paid to KMP is valued at the cost to the Group and expensed.

### **Fixed Remuneration**

#### Base Salary

The Group seeks to offer salaries at a level which is attractive in a competitive global marketplace but also recognises that it is not always able to compete with much larger employers seeking the same talent. The Group seeks to complement salary offers with significant equity-based remuneration.

#### Superannuation / Pension Fund Contributions

Australian-based staff are paid the statutory superannuation guarantee amount. Staff have the option to increase the contribution to their superannuation by salary sacrifice arrangements. US staff are entitled to contribute a portion of their salary to an employer-sponsored, defined-contribution, personal pension account, as defined in subsection 401(k) of the U.S. Internal Revenue Code, with a portion of the employee's base salary matched by the Group, subject to negotiation.

### **Performance-based remuneration**

#### Short-term Cash-based Incentives

The Board may approve certain short-term cash incentive arrangements for Executive Directors and other Key Management Personnel. Participants will have an opportunity to receive a cash incentive payment calculated as a percentage of their fixed annual remuneration, conditional on the achievement of performance measures which are aligned with and adapted from the Group's key performance indicators.

The Group is still in the development stage of its growth and does not earn commercial revenue. This development phase involves developing a body of clinical data and supporting regulatory, research and manufacturing programs that are essential to bring the Group's products to regulatory approval and commercialisation. This pre-revenue growth phase necessarily generates financial losses and accordingly, it is not considered appropriate to feature financial metrics as part of KMP performance indicators.

The performance measures are based on achievement of key milestones in relation to its clinical, and supporting regulatory, research and manufacturing programs. These are the key hurdles which will deliver value to stakeholders in the short-to-medium term. They will be tailored and weighted to a participant's role and measured in respect of the Group's financial year (or such other period as set by the Board).

The Remuneration and Nomination Committee is responsible for assessing the extent to which performance milestones have been achieved and approving the amount of the incentive which is payable.

The Board may set certain conditions that must be met prior to participants receiving any payment and, if met, will be used to determine the quantum of the payment.

#### Equity Incentive Plan

The Board views equity-based remuneration as a strategic tool to align the interests of directors and employees with those of the Group and its stakeholders. The Group is in the development stage of its growth and does not earn commercial revenue. It is focussed on developing a body of clinical data through expansion of its clinical and supporting regulatory, research and manufacturing programs. It retains a strongly knowledge-based workforce who build extensive technical knowledge around the company's programs through their ongoing service. To attract and retain talent the Group competes in a highly competitive global workforce market against substantially better resourced large pharmaceuticals companies.

The Board considers equity-based remuneration, with service period-related vesting conditions, to be a critical component of the remuneration mix. It provides participants the opportunity to share in the growth of the business at a potentially greater trajectory than available in larger groups, encourages high-performance culture and promotes longer periods of service, which are crucial given the long-term nature of the clinical development programs and the importance of having a stable team during that time. This provides an important tool for the Group when competing with larger companies for workforce talent.

Under the Equity Incentive Plan, options, performance rights and restricted shares may be granted to eligible participants which includes directors, employees, and consultants. The Board may also consider the future use of equity-based remuneration to reward, motivate, and retain management including the use of equity as a means of deferring STIs.

From July 2022, option grants for each employee is determined based on a scorecard which takes into account:

- (1) Achievements of the Group's objectives for the year;
- (2) Achievement of individual KPIs for the year; and
- (3) Management assessment of the employee, in recognition that, due to the dynamic nature of the business, Group and individual achievements during the year often arise in areas not contemplated in goal setting 12 months earlier.

The cap on an individual option allocation is set at a fixed percentage of the employee's base salary but can be increased if the Remuneration and Nomination Committee deem a higher amount appropriate.

The Group grants options to its employees annually. In 2021, ahead of the August 2021 IPO, options were granted earlier than usual, in June 2021. As a result, two rounds of options were granted to employees in the year ending 30 June 2021 and none in the year ending 30 June 2022. The Group also grants options to directors subject to approval at the company's Annual General Meeting.

#### Grant terms

The Board adopted the Equity Incentive Plan in July 2021, prior to its IPO, to facilitate the grant of equity to management and employees after listing, in circumstances in which the Board determines a grant of equity is appropriate. The key terms of the Equity Incentive Plan are outlined in the table below:

<b>Eligibility</b>	Directors, employees, contractors or consultants of the Group or any other person who the Board determines, at its discretion, to be eligible to participate in the Equity Incentive Plan and who is invited to participate in the Plan.
<b>Types of securities</b>	<p>The Equity Incentive Plan provides flexibility for the Board to grant one or more of the following securities subject to the terms of the individual invitation at the relevant time:</p> <p>Options – Options are an entitlement to receive a share upon the satisfaction of specified conditions and payment of a specified exercise price;</p> <p>Performance Rights – Performance Rights are an entitlement to receive a share for nil consideration upon the satisfaction of specified conditions; and</p> <p>Restricted shares – Restricted Shares are shares subject to specified disposal restrictions.</p> <p>The Board has the discretion to settle options or performance rights with a cash equivalent payment or determine that a participant may use a cashless exercise facility.</p>
<b>Invitations to participate</b>	<p>The Board may invite an eligible person to participate in the Equity Incentive Plan and grant an eligible person Options, Performance Rights and/or Restricted Shares in its discretion.</p> <p>The Board has the discretion to set the terms and conditions on which it will grant Options, Performance Rights and Restricted Shares in the individual invitations.</p>
<b>Consideration payable for grant of Options, Performance Rights and/or Restricted Shares</b>	No consideration is payable by a participant in respect of the grant of Options, Performance Rights or Restricted Shares under the Equity Incentive Plan, unless the Board determines otherwise.

<b>Performance conditions</b>	<p>Securities granted under the Equity Incentive Plan will vest subject to the satisfaction of performance conditions determined by the Board from time to time and set out in the individual invitations.</p> <p>Generally, the performance conditions must be satisfied for the securities to vest or otherwise cease to be subject to restrictions.</p>
<b>Rights associated with Options and Performance Rights</b>	<p>Options and Performance Rights will not carry any voting rights or right to dividends.</p> <p>Shares issued or transferred to participants on conversion of a Performance Right or exercise of an Option (as applicable) will have the same rights and entitlements as other issued Shares, including voting and dividend rights.</p>
<b>Rights associated with Restricted Shares</b>	Restricted Shares will have the same rights and entitlements as other issued Shares, including voting and dividend rights.
<b>Vesting</b>	Vesting of Options, Performance Rights and Restricted Shares under the Equity Incentive Plan is subject to any vesting or performance conditions determined by the Board and specified in the individual invitations.
<b>Restrictions on dealing</b>	<p>Participants must not sell, transfer, encumber, hedge, or otherwise deal with securities granted under the Equity Incentive Plan.</p> <p>Following vesting of the applicable security and issue or transfer of a Share (as applicable), the participant will be free to deal with the Shares delivered, subject to the requirements of the Company's Securities Trading Policy.</p>
<b>Bonus issues, pro-rata issues and capital reorganisations and reconstructions</b>	<p>The Equity Incentive Plan provides for adjustments to be made to the number of Shares which a participant would be entitled to receive on the vesting and/or exercise of Performance Rights and/or Options (as applicable) in the event of a bonus issue or pro-rata issue to holders of Shares or a reorganisation of capital, subject to the ASX Listing Rules and all applicable laws.</p> <p>If the capital of the Company is reconstructed, the number of securities held by each participant under the Equity Incentive Plan may, in the discretion of the Board, be adjusted such that the value of the securities held prior to any reorganisation is restored.</p>
<b>Cessation of employment</b>	<p>If a participant is considered a "good leaver", a pro-rata portion of any unvested securities granted under the Equity Incentive Plan will remain on foot and will be tested at the end of the relevant Performance Period against the applicable performance conditions.</p> <p>A "good leaver" includes a participant who ceases employment with the Group by reason of retirement, genuine redundancy, death, invalidity, or any other reason as determined by the Board.</p> <p>Generally, any unvested securities granted under the Equity Incentive Plan will forfeit or lapse where the participant ceases employment with the Group for any reason other than as a "good leaver."</p>
<b>Clawback of equity</b>	The Board has the discretion to claw back unvested securities from participants in certain circumstances, including in the case of fraud, gross misconduct, or material misstatement of the Company's financial statements.



<b>Change of control</b>	The Board has the discretion to determine whether, and the extent to which, securities granted under the Equity Incentive Plan vest or cease to be subject to restrictions upon a change of control.
<b>Source of Restricted Shares and Shares</b>	The Board has the discretion to issue or procure the transfer of any Restricted Shares or Shares delivered under the Equity Incentive Plan, including on the vesting and/or exercise of Performance Rights and/or Options (as applicable).
<b>Trustee</b>	The Company may appoint a trustee to acquire and hold Restricted Shares and Shares on behalf of participants or for the transfer to future participants or otherwise for the purposes of the Equity Incentive Plan.
<b>Amendments to Equity Incentive Plan</b>	Subject to the ASX Listing Rules, the Board may, in its absolute discretion, amend the Equity Incentive Plan rules or waive or modify the application of the Plan rules, except in certain circumstances.
<b>Exercise Price</b>	The Exercise Price is set at a 10% premium to the 5-day Volume Weighted Average Price (VWAP) at the time of grant.
<b>Term</b>	Generally, options have a term of 5 years from the grant date.

The Group measures cost of equity-settled share-based payments at Fair Value (FV) of the Share Options at grant date using the Black-Scholes valuation methodology considering the terms & conditions upon which the instruments were granted. Inputs into the Black-Scholes valuation model require a level of estimation and judgement. For options issued prior to the Group listing on the ASX on 25 August 2021, judgement was required to determine the share price input for the Black-Scholes valuation, which was typically the price of the most recent successful capital raising or the indicative share price where there was sufficient interest from investors to begin a new capital raising.

On 13 July 2021, every share on issue in Clarity Pharmaceuticals Ltd was split into twenty shares. Options were also split 1:20 with an exercise price of one-twentieth of their original issue. Unless otherwise stated, all share and option details are presented in this report in post-split terms.

Consequences of performance on Shareholder Wealth:

	2022	2021	2020	2019	2018
<b>EPS (cents)</b>	(0.0921)	(0.0538)	(0.0446)	(0.0258)	(0.0149)
<b>Dividends</b>	Nil	Nil	Nil	Nil	Nil
<b>Net loss (\$,000)</b>	(23,754)	(10,221)	(6,953)	(3,676)	(1,704)
<b>Share price (\$) <sup>1</sup></b>	0.5176	0.7500	0.7500	0.4825	0.1750

1. Share prices from 2018 to 2021 were determined by the Board of Directors. No active market existed for the shares.

Performance-based remuneration is apportioned as follow:

#### Performance-based remuneration for the year ended 30 June 2022

	Position Held as of 30 June 2022	Related to performance		Not related to performance		Total %	
		Non-salary Cash-based Incentives %	Options / Rights %	Options/ Rights % <sup>4</sup>	Fixed Salary/ Fees %		Consulting Fees %
Dr A Taylor	Executive Chairperson	18	-	27	55	-	100
Dr C Biggin	Managing Director	15	-	39	46	-	100
Ms R Robinson	Non-Executive Director	-	-	41	59	-	100
Dr C Roberts	Non-Executive Director	-	-	41	59	-	100
Dr T Ramdahl	Non-Executive Director	-	-	53	47	-	100
Dr C G O'Bryan-Tear	Non-Executive Director	-	-	40	36	24	100
Mr R Thomas <sup>1</sup>	Non-Executive Director	-	-	-	100	-	100
Mr D Green <sup>2</sup>	Chief Financial Officer	-	-	-	100	-	100
Mr R Vickery <sup>3</sup>	Chief Financial Officer	-	-	39	61	-	100

1. Mr Thomas was appointed to the Board on 25 August 2021
2. Mr Green commenced as Deputy CFO on 17 January 2022 and was appointed as Chief Financial Officer on 4 April 2022
3. Mr Vickery resigned as Chief Financial Officer on 4 April 2022 and retained the Company Secretarial role
4. Options are granted based on time-based service conditions rather than milestone based

## Performance-based remuneration for the year ended 30 June 2021

	Position Held as at 30 June 2021	Related to performance		Not related to performance		Total	
		Non-salary Cash-based Incentives %	Options / Rights %	Options/ Rights %	Fixed Salary/ Fees %		Consulting Fees %
Dr A Taylor	Executive Chairperson	30	-	35	35	-	100
Dr C Biggin	Managing Director	11	-	53	36	-	100
Ms R Robinson	Non-Executive Director	-	-	12	88	-	100
Dr C Roberts	Non-Executive Director	-	-	12	88	-	100
Dr T Ramdahl	Non-Executive Director	-	-	6	47	47	100
Dr C G O'Bryan-Tear	Non-Executive Director	-	-	54	13	33	100
Dr M Harris	Chief Scientific Officer	-	-	19	81	-	100
Mr R Vickery	Chief Financial Officer	-	-	30	70	-	100

## Director Remuneration for the year ended 30 June 2022

	Short-term benefits			Post Employment	Termination Benefits	Share-based Payment	Total
	Directors fees & Salary \$	Bonus \$	Other <sup>1</sup> \$	Superannuation \$	Termination Benefits \$	Options \$	
<b>Non-Executive Directors</b>							
Ms R Robinson	54,750	-	-	5,475	-	42,238	102,463
Dr C Roberts	60,225	-	-	-	-	42,238	102,463
Dr T Ramdahl	60,225	-	-	-	-	67,651	127,876
Dr C G O'Bryan-Tear <sup>1</sup>	60,225	-	41,095	-	-	67,651	168,971
Mr R Thomas <sup>2</sup>	46,662	-	-	4,666	-	-	51,328
<b>Executive Directors</b>							
Dr A Taylor <sup>3</sup>	495,083	171,000	-	24,761	-	253,429	944,273
Dr C Biggin <sup>3</sup>	346,506	122,400	-	23,568	-	318,529	811,003
<b>Total</b>	<b>1,123,676</b>	<b>293,400</b>	<b>41,095</b>	<b>58,470</b>	<b>-</b>	<b>791,736</b>	<b>2,308,377</b>

1. Dr O'Bryan-Tear received a consulting fee of \$41,095 (US\$30,000) in relation to a Clinical Development advisory service contract with the Company that ended 30 June 2022
2. Mr Thomas was appointed to the Board 25 August 2021
3. The salary of Executive directors includes the movement in annual leave and long service leave obligations



**Director Remuneration for the year ended 30 June 2021**

	Short-term benefits			Post Employment	Termination Benefits	Share-based Payment	Total
	Directors' fees & Salary \$	Bonus \$	Other <sup>1</sup> \$	Superannuation \$	Termination Benefits \$	Options \$	
<b>Non-Executive Directors</b>							
Ms R Robinson	27,500	-	-	2,613	-	3,973	34,086
Dr C Roberts	30,113	-	-	-	-	3,973	34,086
Dr T Ramdahl	30,000	-	30,000	-	-	3,973	63,973
Dr C G O'Bryan-Tear	30,113	-	72,376	-	-	119,085	221,574
<b>Executive Directors</b>							
Dr A Taylor <sup>2</sup>	415,577	377,750	-	25,000	-	444,046	1,262,373
Dr C Biggin <sup>2</sup>	308,482	97,190	-	21,694	-	480,068	950,834
<b>Total</b>	<b>841,785</b>	<b>474,940</b>	<b>102,376</b>	<b>49,307</b>	<b>-</b>	<b>1,055,118</b>	<b>2,523,526</b>

- Until 31 December 2020, Dr Ramdahl and Dr O'Bryan Tear received consulting fees for services provided to the Group in relation to their roles as directors. From 2 March 2020 to 31 December 2020 Dr O'Bryan-Tear also provided consultancy services in relation to Clinical Development. His remuneration for board and clinical advisory services was \$88,642 for this period. From 1 January 2021 all non-executive directors received director's fees for their service as directors. Dr O'Bryan-Tear additionally received a consulting fee of US\$30,000 per annum from 1 January 2021 (AU\$39,930 for January – December 2021) in relation to his Clinical Development advisory services.
- The salary of Executive directors includes the movement in their annual leave and long service leave obligations

**Group Key Management Personnel**

Remuneration for Key Management Personnel (KMP) is set out below:

**Details of KMP Remuneration for the year ended 30 June 2022 (not including KMP who are also Directors)**

	Short-term Benefits		Post Employment	Termination Benefits	Share-based Payment	Total
	Salary \$	Bonus \$	Superannuation \$	\$	Options \$	
<b>Key Management Personnel</b>						
Mr D Green <sup>1</sup>	101,207	-	9,199	-	-	110,406
Mr R Vickery <sup>2</sup>	148,749	-	14,350	-	105,595	268,694
<b>Total</b>	<b>249,956</b>	<b>-</b>	<b>23,549</b>	<b>-</b>	<b>105,595</b>	<b>379,100</b>

- Mr Green was appointed as Chief Financial Officer on 4 April 2022, on a part time basis (0.8FTE)
- Mr Vickery resigned as Chief Financial Officer on 4 April 2022
- The salary of KMPs includes the movement in their annual leave and long service leave obligations

**Information relating to KMP Bonuses for the Year Ending 30 June 2022**

	Grant Date	Nature of compensation	Service and performance criteria	% Paid	% Forfeited	Minimum/Maximum possible grant for 2021/2022
Dr A Taylor	July 2021	Cash	Clinical, Regulatory & corporate Milestones <sup>1</sup>	90%	10%	\$0/\$190,000
Dr C Biggin	July 2021	Cash	Clinical, Regulatory & corporate Milestones <sup>1</sup>	90%	10%	\$0/\$136,000

1. Bonuses approved in June 2022 were paid in July 2022 and were for KPIs set for the period July 2021 to June 2022. The KPI's consisted of a number strategic clinical, regulatory, and corporate milestones, each with a specific weighting. The achievement of each individual milestone represents a considerable step in the execution of the company's strategy presented to the market at the IPO including, amongst others, critical advancement within clinical trial programs, the expansion of products into new indications, securing product IND's together with successful IPO execution. The company does not believe it appropriate to disclose the individual weightings and specific KPI details due to commercial and strategic sensitivities.

**Details of KMP Remuneration for the year ended 30 June 2021 (not including KMP who are also Directors)**

	Short-term Benefits		Post Employment	Termination	Share-based	Total
	Salary	Bonus	Superannuation	Benefits	Payment	
	\$	\$	\$	\$	Options	\$
<b>Key Management Personnel</b>						
Dr M Harris	179,464	-	15,969	-	45,994	241,427
Mr R Vickery	154,227	-	14,065	-	70,736	239,028
<b>Total</b>	<b>333,691</b>	<b>-</b>	<b>30,034</b>	<b>-</b>	<b>116,730</b>	<b>480,455</b>

**Information relating to KMP Bonuses for the Year Ending 30 June 2021**

	Grant Date	Nature of compensation	Service and performance criteria	% Paid	% Forfeited	Minimum/
						Maximum possible grant for 2020/2021
Dr A Taylor	Dec 2020	Cash	Clinical & corporate Milestones	72%	28%	\$0/\$175,000
	Dec 2020	Cash	Corporate & operational achievements	100%	0%	\$0/\$98,000
	Jun 2021	Cash	Clinical & corporate milestones	80%	20%	\$0/\$192,188
Dr C Biggin	Dec 2020	Cash	Clinical & corporate Milestones	87%	13%	\$0/\$50,000
	Dec 2020	Cash	Corporate & operational achievements	100%	0%	\$0/\$13,200
	Jun 2021	Cash	Clinical & corporate milestones	80%	20%	\$0/\$50,738

Bonuses granted in December 2020 were for key performance indicators (KPIs) set for January to December 2020. They were paid in three tranches in August, October, and December 2020.

Bonuses approved in June 2021 were paid in July 2021 and were for KPIs set for January to June 2021. No other bonus compensation stated above will be paid in subsequent years.

**KMP contractual arrangements**

Remuneration and other terms of employment for KMP are formalised in Employment Agreements. The major provisions of the agreements relating to remuneration from 1 July 2022 are set out below:

Name	Base salary	Term of agreement	Notice period
	\$		
Dr A Taylor	517,708	Unspecified	6 months
Dr C Biggin	394,708	Unspecified	6 months
Mr D Green	200,000	Unspecified	6 months

**Loans to KMP**

The Group does not have any facilities in place to establish loans to KMP. There are no loans to KMP at 30 June 2022 (2021 – nil).

**Performance rights****2022**

No performance rights were issued to Directors or KMP.

**2021**

No performance rights were issued to Directors or KMP.



### Terms and conditions of options issued as remuneration to Directors and KMP in 2022

	Grant date	Vesting and exercisable date	Expiry date	Exercise price \$	Value per option \$	Vesting condition achieved <sup>1</sup>	% Vested
Dr C G O'Bryan-Tear	21 Mar 19	21 Mar 22	21 Mar 24	0.605	0.3653	100%	100%
Dr T Ramdahl	21 Mar 19	21 Mar 22	21 Mar 24	0.605	0.3653	100%	100%
Dr C Biggin	01 Oct 19	01 Oct 22	01 Oct 24	0.605	0.3255	0%	0%
Dr C G O'Bryan-Tear	02 Mar 20	21 Mar 22	21 Mar 24	0.605	0.3653	100%	100%
Dr A Taylor	17 Jun 21	03 Aug 21	18 Dec 24	0.825	0.4114	100%	100%
Dr A Taylor	17 Jun 21	13 Apr 22	18 Dec 24	0.825	0.4114	100%	100%
Dr A Taylor	17 Jun 21	13 Apr 23	18 Dec 24	0.825	0.4114	0%	0%
Dr A Taylor	17 Jun 21	13 Apr 24	18 Dec 24	0.825	0.4114	0%	0%
Dr C Biggin	17 Jun 21	03 Aug 21	18 Dec 24	0.825	0.4114	100%	100%
Dr C Biggin	17 Jun 21	13 Apr 22	18 Dec 24	0.825	0.4114	100%	100%
Dr C Biggin	17 Jun 21	13 Apr 23	18 Dec 24	0.825	0.4114	0%	0%
Dr C Biggin	17 Jun 21	13 Apr 24	18 Dec 24	0.825	0.4114	0%	0%
Mr R Vickery	17 Jun 21	03 Aug 21	18 Dec 24	0.825	0.4114	100%	100%
Mr R Vickery	17 Jun 21	13 Apr 22	18 Dec 24	0.825	0.4114	100%	100%
Mr R Vickery	17 Jun 21	13 Apr 23	18 Dec 24	0.825	0.4114	0%	0%
Mr R Vickery	17 Jun 21	13 Apr 24	18 Dec 24	0.825	0.4114	0%	0%
Dr C Roberts	17 Jun 21	03 Aug 21	18 Dec 24	0.825	0.4114	100%	100%
Dr C Roberts	17 Jun 21	13 Apr 22	18 Dec 24	0.825	0.4114	100%	100%
Dr C Roberts	17 Jun 21	13 Apr 23	18 Dec 24	0.825	0.4114	0%	0%
Dr C Roberts	17 Jun 21	13 Apr 24	18 Dec 24	0.825	0.4114	0%	0%
Dr T Ramdahl	17 Jun 21	03 Aug 21	18 Dec 24	0.825	0.4114	100%	100%
Dr T Ramdahl	17 Jun 21	13 Apr 22	18 Dec 24	0.825	0.4114	100%	100%
Dr T Ramdahl	17 Jun 21	13 Apr 23	18 Dec 24	0.825	0.4114	0%	0%
Dr T Ramdahl	17 Jun 21	13 Apr 24	18 Dec 24	0.825	0.4114	0%	0%
Dr C G O'Bryan-Tear	17 Jun 21	03 Aug 21	18 Dec 24	0.825	0.4114	100%	100%
Dr C G O'Bryan-Tear	17 Jun 21	13 Apr 22	18 Dec 24	0.825	0.4114	100%	100%
Dr C G O'Bryan-Tear	17 Jun 21	13 Apr 23	18 Dec 24	0.825	0.4114	0%	0%
Dr C G O'Bryan-Tear	17 Jun 21	13 Apr 24	18 Dec 24	0.825	0.4114	0%	0%
Ms R Robinson	17 Jun 21	03 Aug 21	18 Dec 24	0.825	0.4114	100%	100%
Ms R Robinson	17 Jun 21	13 Apr 22	18 Dec 24	0.825	0.4114	100%	100%
Ms R Robinson	17 Jun 21	13 Apr 23	18 Dec 24	0.825	0.4114	0%	0%
Ms R Robinson	17 Jun 21	13 Apr 24	18 Dec 24	0.825	0.4114	0%	0%

1. All vesting conditions are met when the grantee remains in service to the Company up to the vesting date.

### Options and rights converted to shares

During the year ended 30 June 2022 the following current and former directors and KMP exercised options:

	Number	Number used in cashless exercise	Exercise price
Dr C Biggin	200,000	-	\$0.22

During the year ended 30 June 2021 the following current and former directors and KMP exercised options:

	Number	Number used in cashless exercise	Exercise price
Dr A Taylor	3,066,660	933,340	0.175
Dr M Harris	1,840,000	560,000	0.175
Dr C Roberts	1,000,000	-	0.125
	5,906,660	1,493,340	

During the year ended 30 June 2022, no current or former directors and KMP received shares following conversion of performance rights.

During the year ended 30 June 2021, no current or former directors and KMP received shares following conversion of performance rights.

### Options expired during the year

#### 2022

No options expired during the year.

#### 2021

During the year ended 30 June 2021, the following director and KMP options expired:

	Number
Dr M Harris	1,600,000

**Directors and KMP relevant interests in securities**

Relevant interest in securities during the year ended 30 June 2022 are as follows:

**(a) Ordinary shares**

	Opening balance	Shares acquired	Shares disposed	Closing balance
Dr C Roberts				
Cabbit Pty Ltd ATF Robwill Trust <sup>1</sup>	17,911,280	-	-	17,911,280
Dr A Taylor				
A.C.N. 136 437 913 Pty Ltd ATF Taylor Family Trust <sup>2</sup>	13,266,660	-	-	13,266,660
Ms Sally Taylor <sup>3</sup>	800,000	-	-	800,000
Dr C Biggin	419,100	200,000	-	619,100
Mr Rob Thomas	550,000	-	-	550,000
Stornaway Nominees Pty Ltd ATF R. Thomas Pension Fund <sup>4</sup>	300,000	-	-	300,000
Murtoa Flour Mills Pty Ltd <sup>5</sup>	80,000	170,000	-	250,000
The Tony McCullough Foundation <sup>6</sup>	-	25,000	-	25,000
Dr C G O'Bryan-Tear	-	120,000	-	120,000
Dr T Ramdahl	-	120,000	-	120,000
Mr R Vickery	100,000	-	-	100,000
Bojac Pty Ltd ATF Viking Super Fund <sup>7</sup>	40,000	45,000	-	85,000
	33,467,040	680,000	-	34,147,040

1. Dr Roberts is a beneficiary of the Robwill Trust
2. Dr Taylor is a beneficiary of the Taylor Family Trust
3. Ms Taylor is the spouse of Dr Taylor
4. Mr Thomas is a beneficiary of the R. Thomas Pension Fund
5. Mr Thomas is a shareholder of Murtoa Flour Mills Pty Ltd
6. Mr Thomas is Trustee of the Tony McCullough Foundation, a registered charity
7. Mr Vickery is a beneficiary of the Viking Super Fund

**(b) Unlisted Options**

	Opening balance	Issued during the year	Exercised during the year	Expired/assigned	Closing balance	Vested and exercisable at 30 June	Vested and unexercisable at 30 June
Robinson	200,000	-	-	-	200,000	100,000	-
Roberts	200,000	-	-	-	200,000	100,000	-
Ramdahl	600,000	-	-	-	600,000	500,000	-
O'Bryan-Tear	900,000	-	-	-	900,000	800,000	-
Taylor	2,800,000	-	-	-	2,800,000	2,200,000	-
Biggin	5,600,000	-	(200,000)	-	5,400,000	4,800,000	-
Green	-	-	-	-	-	-	-
Vickery	740,000	-	-	-	740,000	490,000	-
	<b>11,040,000</b>	<b>-</b>	<b>(200,000)</b>	<b>-</b>	<b>10,840,000</b>	<b>8,990,000</b>	<b>-</b>

All options vest on the fulfilment of a service period.

**END OF AUDITED REMUNERATION REPORT**



## INDEMNIFYING OFFICERS AND AUDITORS

During the financial year the Group paid a premium of \$831,964 (2021: \$134,858) to insure the directors of the Company and the key management personnel of the Group. The liabilities insured are legal costs that may be incurred in defending civil or criminal proceedings that may be brought against the officers in their capacity as officers of the Group, and any other payments arising from liabilities incurred by the officers in connection with such proceedings. This does not include such liabilities that arise from conduct involving a wilful breach of duty by the officers or the improper use by the officers of their position or of information to gain advantage for themselves or someone else or to cause detriment to the Group. The Group has not otherwise, during or since the end of the financial year, except to the extent permitted by law, indemnified or agreed to indemnify any current or former officer or auditor of the Group against a liability incurred as such by an officer or auditor.

## AUDITOR INDEPENDENCE AND NON-AUDIT SERVICES

A statement of independence has been provided by the Group's auditor, Grant Thornton, and is attached to this report.

During the year the Group's auditor performed non-audit services being tax advice and preparation of an investigating accountants' report in preparation for listing. The provision of non-audit services is compatible with the general standard of independence for auditors imposed by the Corporations Act 2001 (Cth), and the Directors are satisfied that the nature, scope and quantum of the non-audit services provided did not compromise auditor independence. The details of the services provided, and their costs are as follows:

	2022 \$	2021 \$
Tax compliance services	87,706	31,950
Investigating accountants' report	11,000	45,000
	<b>98,706</b>	<b>76,950</b>

## PROCEEDINGS ON BEHALF OF THE COMPANY

No person has applied to the Court under section 237 of the Corporations Act 2001 for leave to bring proceedings on behalf of the Company, or to intervene in any proceedings to which the Company is a party, for the purpose of taking responsibility on behalf of the Company for all or part of those proceedings.

Signed in accordance with a resolution of the Board of Directors.

Dr Alan Taylor  
Chairperson  
Date: 24 August 2022

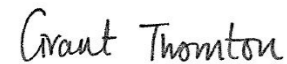
Grant Thornton Audit Pty Ltd  
Level 17  
383 Kent Street  
Sydney NSW 2000  
Locked Bag Q800  
Queen Victoria Building NSW  
1230  
T +61 2 8297 2400

## Auditor's Independence Declaration


### To the Directors of Clarity Pharmaceuticals Ltd

In accordance with the requirements of section 307C of the *Corporations Act 2001*, as lead auditor for the audit of Clarity Pharmaceuticals Ltd for the year ended 30 June 2022, I declare that, to the best of my knowledge and belief, there have been:

- a no contraventions of the auditor independence requirements of the *Corporations Act 2001* in relation to the audit; and
- b no contraventions of any applicable code of professional conduct in relation to the audit.



Grant Thornton Audit Pty Ltd  
Chartered Accountants



R J Isbell  
Partner – Audit & Assurance

Sydney, 24 August 2022

[www.grantthornton.com.au](http://www.grantthornton.com.au)  
ACN-130 913 594

Grant Thornton Audit Pty Ltd ACN 130 913 594 a subsidiary or related entity of Grant Thornton Australia Limited ABN 41 127 556 389 ACN 127 556 389. 'Grant Thornton' refers to the brand under which the Grant Thornton member firms provide assurance, tax and advisory services to their clients and/or refers to one or more member firms, as the context requires. Grant Thornton Australia Limited is a member firm of Grant Thornton International Ltd (GTIL). GTIL and the member firms are not a worldwide partnership. GTIL and each member firm is a separate legal entity. Services are delivered by the member firms. GTIL does not provide services to clients. GTIL and its member firms are not agents of, and do not obligate one another and are not liable for one another's acts or omissions. In the Australian context only, the use of the term 'Grant Thornton' may refer to Grant Thornton Australia Limited ABN 41 127 556 389 ACN 127 556 389 and its Australian subsidiaries and related entities. Liability limited by a scheme approved under Professional Standards Legislation.

# FINANCIAL STATEMENTS

For the year ended 30 June 2022



## CONSOLIDATED STATEMENT OF PROFIT OR LOSS AND OTHER COMPREHENSIVE INCOME

FOR THE YEAR ENDED 30 JUNE 2022

	Note	2022 \$	2021 \$
Finance income	6	95,093	41,928
Research and Development Tax Incentive	6	6,458,925	3,171,650
Other income	6	-	74,813
<b>Income</b>		<b>6,554,018</b>	<b>3,288,391</b>
Corporate and administration	7	(11,391,637)	(3,834,273)
Research and development	8	(18,899,332)	(9,675,486)
<b>Loss before income tax</b>		<b>(30,290,969)</b>	<b>(10,221,368)</b>
Income tax expense		(17,632)	-
<b>Loss for the year from continuing operations</b>		<b>(23,754,583)</b>	<b>(10,221,368)</b>
<b>Loss for the year</b>		<b>(23,754,583)</b>	<b>(10,221,368)</b>
<b>Other comprehensive income</b>			
Exchange differences on translating foreign entity		123	(1)
<b>Total comprehensive income for the period</b>		<b>(23,754,460)</b>	<b>(10,221,369)</b>
<b>Earnings per Share</b>	<b>Note</b>	<b>2022 cents</b>	<b>2021 cents</b>
Basic, loss for the year attributable to ordinary equity holders	9	(9.6)	(5.8)
Diluted, loss for the year attributable to ordinary equity holders	9	(9.6)	(5.8)

The accompanying notes form part of these financial statements

## CONSOLIDATED STATEMENT OF FINANCIAL POSITION

AS AT 30 JUNE 2022

	Notes	2022 \$	2021 \$
<b>Assets</b>			
<b>Current</b>			
Cash and cash equivalents	10	55,336,328	8,439,068
Financial assets	11	37,000,000	10,500,000
Research & development tax incentive receivable	12	6,395,947	3,199,885
Other receivables	12	261,626	172,035
Prepayments		556,205	197,308
<b>Total current assets</b>		<b>99,550,106</b>	<b>22,508,296</b>
<b>Non-current</b>			
Plant & equipment	13	260,092	93,193
Other financial assets	11	11,745	11,380
<b>Total non-current assets</b>		<b>271,837</b>	<b>104,573</b>
<b>Total assets</b>		<b>99,821,943</b>	<b>22,612,869</b>
<b>Liabilities</b>			
<b>Current</b>			
Trade and other payables	14	6,792,254	1,806,120
Deferred income		-	80,419
Employee entitlements	15	713,929	364,062
<b>Total current liabilities</b>		<b>7,506,183</b>	<b>2,250,601</b>
<b>Non-current</b>			
Employee entitlements	15	79,226	84,710
<b>Total non-current liabilities</b>		<b>79,226</b>	<b>84,710</b>
<b>Total liabilities</b>		<b>7,585,409</b>	<b>2,335,311</b>
<b>Net assets</b>		<b>92,236,534</b>	<b>20,277,558</b>
<b>Equity</b>			
Share capital	16	132,115,430	44,903,522
Share option reserve	17	5,898,745	4,205,714
Accumulated losses		(45,795,690)	(28,849,604)
Foreign currency translation reserve		18,049	17,926
<b>Total equity</b>		<b>92,236,534</b>	<b>20,277,558</b>

The accompanying notes form part of these financial statements

## CONSOLIDATED STATEMENT OF CHANGES IN EQUITY

FOR THE YEAR ENDED 30 JUNE 2022

	Share Option Reserve \$	Foreign Currency Reserve \$	Share Capital \$	Accumulated Losses \$	Total \$
<b>Year ended 30 June 2021</b>					
Balance at 30 June 2020	3,073,575	17,927	23,933,000	(18,865,585)	8,158,917
Loss for the year	-	-	-	(10,221,368)	(10,221,368)
Foreign currency translation	-	(1)	-	-	(1)
<b>Total Comprehensive Income</b>	-	(1)	-	(10,221,368)	(10,221,369)
Transfer to share capital for options exercised	(700,731)	-	700,731	-	-
Ordinary shares issued on exercise of options	-	-	150,000	-	150,000
Transfer to retained earnings for options expired	(237,349)	-	-	237,349	-
Issue of share capital	-	-	20,236,143	-	20,236,143
Cost of incomplete capital raise	-	-	(116,352)	-	(116,352)
Share-based options	2,070,219	-	-	-	2,070,219
<b>Balance at 30 June 2021</b>	<b>4,205,714</b>	<b>17,926</b>	<b>44,903,522</b>	<b>(28,849,604)</b>	<b>20,277,558</b>
<b>Year ended 30 June 2022</b>					
Loss for the year	-	-	-	(23,754,583)	(23,754,583)
Foreign currency translation	-	123	-	-	123
<b>Total Comprehensive Income</b>	-	<b>123</b>	-	<b>(23,754,583)</b>	<b>(23,754,460)</b>
Transfer to share capital for options exercised	(263,927)	-	263,927	-	-
Ordinary shares issued on exercise of options	-	-	449,000	-	449,000
Transfer to retained earnings for options expired	(6,808,497)	-	-	6,808,497	-
Issue of share capital	-	-	92,000,000	-	92,000,000
Capital raising costs	-	-	(5,501,019)	-	(5,501,019)
Share-based options	8,765,455	-	-	-	8,765,455
<b>Balance at 30 June 2022</b>	<b>5,898,745</b>	<b>18,049</b>	<b>132,115,430</b>	<b>(45,795,690)</b>	<b>92,236,534</b>

The accompanying notes form part of these financial statements

## CONSOLIDATED STATEMENT OF CASHFLOWS

FOR THE YEAR ENDED 30 JUNE 2022

	Notes	2022 \$	2021 \$
<b>Cash Flows from Operating Activities</b>			
Other income		-	50,000
Interest received		75,624	43,272
Research and development incentive received		3,262,862	2,468,977
Payments to suppliers and employees		(16,634,772)	(10,239,277)
Income taxes paid		(17,632)	
Interest paid		-	(47)
<b>Net cash (used in) operating activities</b>	<b>20</b>	<b>(13,313,918)</b>	<b>(7,677,075)</b>
<b>Cash Flows from Investing Activities</b>			
Investment in Term Deposits		(26,500,365)	(9,500,000)
Purchase of plant & equipment		(213,148)	(60,311)
<b>Net cash (used in) investing activities</b>		<b>(26,713,513)</b>	<b>(9,560,311)</b>
<b>Cash Flows from Financing Activities</b>			
Proceeds from issue of share capital		92,000,000	20,895,645
Proceeds from unissued share capital		132,000	50,000
Exercise of options		399,000	150,000
Cost of capital raisings – complete and incomplete	16	(5,603,149)	(681,224)
<b>Net cash provided by financing activities</b>		<b>86,927,851</b>	<b>20,414,421</b>
<b>Net increase in cash held</b>		<b>46,900,420</b>	<b>3,177,035</b>
Cash at the beginning of the financial year		8,439,068	5,265,490
Effect of exchange rate changes on cash and cash equivalents		(3,160)	(3,457)
<b>Closing cash at the end of the financial year</b>	<b>10</b>	<b>55,336,328</b>	<b>8,439,068</b>

The accompanying notes form part of these financial statements



## NOTES TO THE FINANCIAL STATEMENTS

FOR THE YEAR ENDED 30 JUNE 2022

### 1. General information and statement of compliance

The financial report includes the consolidated financial statements and notes of Clarity Pharmaceuticals Ltd and Controlled Entities (Consolidated Group).

These financial statements are general purpose financial statements that have been prepared on an accruals basis in accordance with Australian Accounting Standards and the Corporations Act 2001. They have been prepared under the assumption that the Group operates on a going concern basis. Clarity Pharmaceuticals Ltd is a for-profit entity for the purpose of preparing the financial statements.

The consolidated financial statements for the year ended 30 June 2022 were approved and authorised for issue by the Board of Directors on 24 August 2022. The consolidated financial statements can be amended by the Board of Directors after issue.

#### Going Concern

The directors believe the Group will be able to continue as a going concern. The Group has a history of losses. The ability of the Group to continue as a going concern and be able to pay its debts as and when they fall due is contingent upon periodic capital raising to support research and development activities.

The Group had cash and financial assets of \$87.1 million at 23 August 2022.

Accordingly, at the date of this report the directors believe that the cash and financial assets on hand will provide sufficient working capital for the Group to meet its foreseeable expenditure commitments and pay its debts as and when they fall due for the next 12 months.

### 2. Changes in accounting policies

The accounting policies adopted in the preparation of the consolidated financial statements are consistent with those followed in the preparation of the Group's previous annual consolidated financial statements for the year ended 30 June 2022.

During the year there have been no new or revised accounting standards issued by the Australian Accounting Standards Board (AASB) that are mandatorily effective for the accounting period that begins on or after 1 July 2021.

### 3. Summary of accounting policies

#### (a) Overall considerations

The consolidated financial statements have been prepared using the significant accounting policies and measurement bases summarised below. Clarity Pharmaceuticals Ltd is an Australian company located in Eveleigh NSW, Australia. The registered office address is Company Matters Pty Limited, Level 12, 680 George Street, Sydney, NSW 2000. The principal activities of the Group involve research and development (R&D) and clinical stage evaluation of its portfolio of novel radiopharmaceuticals products

In applying the accounting policies, the Directors have remained mindful of the impact of the COVID-19 pandemic on the Financial Statements, noting that while the situation has improved in 2022, nevertheless COVID-19 continues to develop and evolve with time.

To that end the Group continues to monitor the pandemic and its potential impact, if any, on its operations on an ongoing basis and consequently any resulting effect on the presentation of the Financial Statements. The Group's assessment, as at the date of this report, is that no change is required with regard to recognition of assets and liabilities or to disclosures made with regard to estimates, uncertainties, going concern and sensitivities as described in this note.

### 3. Summary of accounting policies continued

#### (b) Basis of consolidation

The Group financial statements consolidate those of the Parent Company and its subsidiaries as of 30 June 2022. The parent controls a subsidiary if it is exposed, or has rights, to variable returns from its involvement with the subsidiary and can affect those returns through its power over the subsidiary. One subsidiary, Clarity Personnel Inc., has a reporting date of 30 June 2022. One subsidiary, Clarity Pharmaceuticals Europe SA (CPEU), has a reporting date of 31 December 2021. The balance date of CPEU has not been changed to 30 June due to (i) the immaterial nature of its operations and (ii) the expected short duration of its incorporation i.e. it is a special purpose entity specifically incorporated to execute a European grant and is to be wound up on finalisation of that purpose.

All transactions and balances between Group companies are eliminated on consolidation as at 30 June 2022, including unrealised gains and losses on transactions between Group companies. Where unrealised losses on intra-Group asset sales are reversed on consolidation, the underlying asset is also tested for impairment from a Group perspective. Amounts reported in the financial statements of subsidiaries have been adjusted where necessary to ensure consistency with the accounting policies adopted by the Group.

#### (c) Functional currency translation

The consolidated financial statements are presented in Australian dollars (\$AUD), which is also the functional currency of the Parent Company. Foreign currency transactions are translated into the functional currency of the respective Group entity, using the exchange rates prevailing at the dates of the transactions (spot exchange rate). Foreign exchange gains and losses resulting from the settlement of such transactions and from the re-measurement of monetary items at year end exchange rates are recognised in profit or loss.

Non-monetary items are not translated at year-end and are measured at historical cost (translated using the exchange rates at the date of the transaction), except for non-monetary items measured at fair value which are translated using the exchange rates at the date when fair value was determined. In the Group's financial statements, all assets, liabilities and transactions of Group entities with a functional currency other than the \$AUD are translated into \$AUD upon consolidation. The functional currency of the entities in the Group has remained unchanged during the reporting period. On consolidation, assets and liabilities have been translated into \$AUD at the closing rate at the reporting date. Goodwill and fair value adjustments arising on the acquisition of a foreign entity have been treated as assets and liabilities of the foreign entity and translated into \$AUD at the closing rate. Income and expenses have been translated into \$AUD at the average rate over the reporting period. Exchange differences are charged and/or credited to other comprehensive income and recognised in the currency translation reserve in equity.

#### (d) Other income

The following recognition criteria must be met before other income is recognised.

*Grant Income* - Grant Income is recognised when the expenditure related to the grant is recognised. Grant monies that have been received or are receivable but are not yet used for the purpose specified in the grant agreement, are recognised as deferred income liabilities. Grant incomes received but unearned and refundable, are recognised as an other liability.

*Finance Income* - Finance Income relates to interest from bank and term deposits and is recognised on an accruals basis.

*Research & Development Tax Incentive* - Research & Development tax incentive is recognised as income when a reliable estimate can be made of the amount receivable and when there is reasonable assurance that the entity will comply with the conditions attached and the amount will be received. The Research & Development Incentive for the year ended 30 June 2022 has been recognised as income for the said year.

### 3. Summary of accounting policies continued

#### (e) Income tax

The charge for current income tax expense is based on the profit for the period adjusted for any non-assessable or disallowed items. It is calculated using tax rates that have been enacted or are substantively enacted by the statement of financial position date. The amount of current tax payable or receivable is the best estimate of the tax amount expected to be paid or received that reflects uncertainty related to income taxes. It is measured using tax rates enacted or substantively enacted at the reporting date.

Deferred tax is accounted for using the statement of financial position liability method in respect of temporary differences arising between the tax bases of the assets and liability and their carrying amounts in the financial statements. No deferred income tax will be recognised from the initial recognition of an asset or liability, excluding a business combination, where there is no effect on accounting or taxable profit or loss.

Deferred tax assets are recognised to the extent that it is probable that sufficient taxable amounts will be available against which deductible temporary differences or unused tax losses and tax offsets can be utilised and reflects uncertainty related to income taxes. They are measured at their expected value, using tax rates enacted or substantively enacted at the reporting date. Deferred tax assets would be offset only if the Group had a legally enforceable right to set off current tax assets against current tax liabilities and the deferred tax assets and deferred tax liabilities related to income taxes levied by the same taxation authority on the same entity or group.

#### (f) Goods and services tax (GST)

Revenues, expenses and assets are recognised net of the amount of GST except where the amount of GST incurred is not recoverable from the Australian Tax Office (ATO). In these circumstances the GST is recognised as part of the cost of acquisition of the asset or as part of an item of the expense.

Receivables and payables in the Statement of Financial Position are shown inclusive of GST. The net amount of GST recoverable from, or payable to, the ATO is included as part of receivables or payables in the Statement of Financial Position.

Cash flows are included in the Statement of Cash Flows on a gross basis and the GST component of cash flows arising from investing and financing activities, which is recoverable from, or payable to, the ATO are classified as operating cash flows.

Commitments and contingencies are disclosed net of the GST recoverable from, or payable to, the ATO.

#### (g) Cash and cash equivalents

Cash and cash equivalents include cash on hand and short-term deposits with banks or financial institutions, with an original maturity of 90 days or less. For the Statement of Cash Flows, cash and cash equivalents consist of cash and cash equivalents as defined above, net of outstanding bank overdrafts.

#### (h) Impairment of assets

At each reporting date, the Group reviews the carrying values of its tangible assets to determine whether there is any indication that those assets have been impaired. If such an indication exists, the recoverable amount of the asset, being the higher of the asset's fair value less costs to sell and value in use, is compared to the asset's carrying value. Where the asset does not generate cash flows that are independent from other assets, the Group estimates the recoverable amount of the cash generating unit to which it belongs. Any excess of the asset's carrying value over its recoverable amount is expensed to the Statement of Profit or Loss.

#### (i) Plant and equipment

Plant and equipment are measured at cost less depreciation and impairment losses. Subsequent costs are included in the asset's carrying amount or recognised as a separate asset, as appropriate, only when it is probable that future economic benefits associated with the item will flow to the Group and the cost of the item can be measured reliably. All other repairs and maintenance are charged to the statement of profit or loss and other comprehensive income during the financial period in which they are incurred.

### 3. Summary of accounting policies continued

#### (j) Depreciation

The depreciable amount of all fixed assets is depreciated on a diminishing value basis over their useful lives to the Group commencing from the time the asset is held ready for use. Diminishing value basis has been chosen as it most accurately reflects the pattern of economic benefits consumed. The depreciation rates used for each class of depreciable assets are:

<u>Class of Fixed Asset</u>	<u>Depreciation Rate</u>
Plant and Equipment	25 - 40%

The assets residual values and useful lives are reviewed, and adjusted if appropriate, at each reporting period.

An asset's carrying amount is written down immediately to its recoverable amount if the asset's carrying amount is greater than its estimated recoverable amount. Gains and losses on disposals are determined by comparing proceeds with the carrying amount. These gains or losses are included in the statement of profit or loss and other comprehensive income.

#### (k) Financial instruments

##### *Financial assets at amortised cost*

Financial assets are measured at amortised cost if the assets meet the following conditions (and are not designated as FVTPL):

- they are held within a business model whose objective is to hold the financial assets and collect its contractual cash flows
- the contractual terms of the financial assets give rise to cash flows that are solely payments of principal and interest on the principal amount outstanding

After initial recognition, these are measured at amortised cost using the effective interest method. Discounting is omitted where the effect of discounting is immaterial. The Group's cash and cash equivalents fall into this category of financial instruments.

##### *Financial assets at fair value through profit or loss (FVTPL)*

Financial assets that are held within a different business model other than 'hold to collect' or 'hold to collect and sell' are categorised at fair value through profit and loss. Further, irrespective of business model financial assets whose contractual cash flows are not solely payments of principal and interest are accounted for at FVTPL.

##### *Fair value*

Fair value is determined based on current bid prices for all quoted investments. Valuation techniques are applied to determine fair value for all unlisted securities, including recent arm's length transactions, references to similar instruments and option pricing models.

##### *Impairment*

AASB 9's impairment requirements use forward-looking information to recognise expected credit losses – the 'expected credit loss (ECL) model'. Instruments within the scope of the new requirements included loans and other debt-type financial assets measured at amortised cost and Fair Value through Other Comprehensive Income (FVOCI), trade receivables, contract assets recognised and measured under AASB 15 and loan commitments and some financial guarantee contracts (for the issuer) that are not measured at fair value through profit or loss.

### 3. Summary of accounting policies continued

#### (l) Employee benefits

Provision is made for the Group's liability for employee benefits arising from services rendered by employees to the end of the reporting period. Employee benefits that are expected to be settled within one year have been measured at the amounts expected to be paid when the liability is settled.

Employee benefits payable later than one year have been measured at the present value of the estimated future cash outflows to be made for those benefits. In determining the liability, consideration is given to employee wage increases and the probability that the employee may satisfy vesting requirements. Those cash flows are discounted using market yields on national government bonds with terms to maturity that match the expected timing of cash flows.

The fair value of options granted are valued under AASB 2 (Share-based Payment) using the Black-Scholes valuation method. This is a non-cash expense item.

#### (m) Intangible Assets

##### *Research and Development*

The dominant purpose of the Group is the development of diagnostic and therapeutic radiopharmaceuticals. The development of such products is preceded by many years of research through clinical trials and other activities. Expenditure on the research phase of projects is recognised as an expense as incurred.

Costs that are directly attributable to a project's development phase are recognised as intangible assets, provided they meet all of the following recognition requirements:

- the development costs can be measured reliably
- the project is technically and commercially feasible
- the Group intends to and has sufficient resources to execute a commercial outcome from the project
- the Group has the ability to derive income from the project, and
- the radiopharmaceuticals will generate probable future economic benefits.

Development costs not meeting these criteria for capitalisation are expensed as incurred. Directly attributable costs include employee costs incurred on development along with an appropriate portion of relevant overheads and borrowing costs.

##### *Patents*

All patent costs incurred in acquiring and extending patents are expensed as incurred except to the extent such costs relate to projects which satisfy the above requirements for capitalisation.

#### (n) Share Based Payments

The Group operates equity-settled share-based remuneration plans for its employees and offers share-based payments to consultants and as part of licensing arrangements. None of the Group's plans are cash-settled. All goods and services received in exchange for the grant of any share-based payment are measured at their fair values.

Where employees and other eligible participants are compensated using share-based payments, the fair value of employees' services is determined indirectly by reference to the fair value of the equity instruments granted. This fair value is appraised at the grant date and excludes the impact of non-market vesting conditions.

All share-based remuneration is ultimately recognised as an expense in profit or loss with a corresponding credit to the Share Options Reserve. If vesting periods or other vesting conditions apply, the expense is allocated over the vesting period, based on the best available estimate of the number of share options expected to vest.

### 3. Summary of accounting policies continued

Non-market vesting conditions are included in assumptions about the number of options that are expected to become exercisable. Estimates are subsequently revised if there is any indication that the number of share options expected to vest differs from previous estimates. Any adjustment to cumulative share-based compensation resulting from a revision is recognised in the current period. The number of vested options ultimately exercised by holders does not impact the expense recorded in any period.

Upon exercise of share options, the proceeds received, net of any directly attributable transaction costs, are allocated to share capital up to the nominal (or par) value of the shares issued with any excess being recorded as share premium.

#### (o) Segments

The Group is a radiopharmaceutical development group with operations in Australia and the United States. As it has no commercial products it does not derive any commercial revenue. The Group does not currently consider that the risks and returns of the Group are affected by differences in its products or services, the geographical areas in which it operates, or its customers.

Group financial performance is evaluated by the Board of Directors (being the 'Chief Operating Decision Makers (CODM)') based on profit or loss before tax and cash flow for the group as a whole. As such the Group currently operates as one segment – Radiopharmaceutical Development.

#### (p) Critical accounting estimates and judgements

The directors evaluate estimates and judgements incorporated into the financial report based on historical knowledge and best available current information. Estimates assume a reasonable expectation of future events and are based on current trends and economic data, obtained both externally and within the Group. The directors have considered the impact of the COVID-19 pandemic on the accounting estimates and judgements and concluded that none of the estimates and judgements described here have been significantly impacted by the pandemic. Accordingly, no adjustment was required relative to the approach taken in the prior year.

*Key estimate – Research and Development Tax Incentive* – The Group assesses its Australian federal Government Research and Development Tax Incentive receivable at each reporting date, by tracking its eligible research and development expenditure, applying the Research and Development Tax Incentive refundable tax offset rate and applying applicable clawback provisions to its related grant expenditure.

*Key estimate – Impairment of Assets* – Assets are tested for impairment annually or whenever events or changes in circumstances indicate their full carrying amount might not be recoverable. The Group uses judgement in assessing the carrying value of assets, including assessing whether there are any indications that an asset may be impaired. Impairment indicators include evidence of obsolescence, permanent diminution in value or physical damage. Where impairment indicators exist, the asset is written down to the lower of its recoverable amount and value in use.

*Key estimates - Share Based Payments* - The Group measures cost of equity settled share-based payments at Fair Value (FV) of the Share Options at grant date using the Black-Scholes valuation methodology considering the terms & conditions upon which the instruments were granted. Inputs into the Black-Scholes valuation model require a level of estimation and judgement. Share based payments generally contain vesting conditions that must be met before such instruments can be exercised. Judgement must be exercised in assessing the probability of vesting conditions being met and in cases where the agreement is silent on the vesting condition, the quantum of non-vesting conditions included in FV calculations. As the Group was not trading publicly in the period between 1 July 2021 and 25 August 2021, judgement was also required to determine the share price input for the Black-Scholes valuation for options issued between those dates. The Company determined the share price as the proposed price of the Initial Public Offering.

*Critical accounting estimate – share price pre-public trading* – Prior to listing, the Company determined the share price, for the purposes of share-based payments, as the price of the most recent successful capital raising, or the share price where there was sufficient interest from investors to begin capital raising.



**4. Operating segments**

Clarity Pharmaceuticals Ltd and its subsidiaries, Clarity Pharmaceuticals Europe S.A. and Clarity Personnel Inc., operate in only one business segment – Development of Radiopharmaceuticals. The activities of the group principally take place in Australia and the United States. The Group does not have any sales revenue hence is not able to report revenue by segment. Accordingly, it also does not have any customers. All assets and liabilities of the Group are attributable to the single segment.

**5. Interests in subsidiaries**

Set out below details of the subsidiary held directly by the Group:

Name of the Subsidiary	Country of Incorporation and principal place of business	Principal Activity	Proportion of ownership interests held by the group	
			30 Jun 22	30 Jun 21
Clarity Pharmaceuticals Europe SA	Belgium	Scientific Research & Development	100%	100%
Clarity Personnel Inc.	U. S. A	Provision of US Personnel to the Group	100%	100%

**6. Other Income**

The Group has derived no commercial revenue during the year. Other Income comprises:

	2022 \$	2021 \$
Finance income	95,093	41,928
Research and Development Tax Incentive	6,458,925	3,171,650
Grant income		
Belgium Walloon Government	-	24,813
Australian Taxation Office Cash Flow Boost	-	50,000
	-	74,813

**7. Corporate and administration**

	2022 \$	2021 \$
Corporate and administration employment costs	(2,284,391)	(2,543,888)
Depreciation	(46,249)	(15,625)
Share-based payments to third parties		
Corporate advisors	-	(253,337)
China Grand	(6,784,556)	-
IPO-related costs	(656,489)	(366,648)
Insurance, professional fees, rent and other	(1,619,952)	(654,775)
	<b>(11,391,637)</b>	<b>(3,834,273)</b>

Details of share-based payments to China Grand can be found in note 17.

IPO-related costs include costs associated with preparation of the IPO not deducted from equity, including legal fees (\$293,820) and listing fees (\$307,810).

**8. Research and development**

	2022 \$	2021 \$
Clinical trials and supporting activities	(13,476,835)	(5,910,758)
Research and development employment costs	(4,812,282)	(3,291,363)
Patents and related costs	(610,215)	(473,365)
	<b>(18,899,332)</b>	<b>(9,675,486)</b>

**9. Earnings per share**

	2022 Cents	2021 Cents
Basic earnings (loss) per share	(9.6)	(5.8)
Diluted earnings (loss) per share	(9.6)	(5.8)
Income and share data used in calculations of basic and diluted earnings per share:		
Net (Loss)	(23,754,583)	(10,221,368)

	Number	Number
Weighted average number of Ordinary shares on issue in the calculation of basic earnings per share	247,695,819	176,453,622
Effect of dilutive securities <sup>1</sup>	-	-
Adjusted weighted average number of Ordinary shares used in the calculation of diluted earnings per share	247,695,819	176,453,622

1. At 30 June 2022 there are 23,844,900 (2021 – 26,144,900) share options on issue which have not been taken into account when calculating the diluted loss per share due to their anti-dilutive nature.

**10. Cash and cash equivalents**

Cash and cash equivalents consist of the following:

	2022 \$	2021 \$
Cash at bank - Australian Dollars	27,798,528	3,601,380
Term deposits – cash equivalents	25,000,000	2,500,000
Cash at bank – US Dollars	2,380,731	2,179,898
Cash at bank – Euro	157,069	157,790
	<b>55,336,328</b>	<b>8,439,068</b>

Term deposits with a maturity of less than 90 days from the date of acquisition are presented as cash equivalents.

**11. Other financial assets**

	2022 \$	2021 \$
<b>Current</b>		
Term deposits	37,000,000	10,500,000
	<b>37,000,000</b>	<b>10,500,000</b>

Term deposits with a maturity of less than 90 days from the date of acquisition are presented as cash equivalents. Term deposits are measured at face value, with interest recognised as income on an accruals basis.

<b>Non-current</b>		
Security deposit	11,745	11,380
	<b>11,745</b>	<b>11,380</b>

This security deposit represents one month's rental fees for the business premises. The landlord may deduct from the security deposit amounts owing to them in connection with the rental agreement. The security deposit will be returned to Clarity Pharmaceuticals within one month after the later of the termination of the agreement and Clarity Pharmaceuticals complying to the reasonable satisfaction of the landlord with all its obligations under the agreement.

**12. Other receivables**

	2022 \$	2021 \$
Research & development incentive receivable	6,395,947	3,199,885
Consumption taxes receivable	234,258	164,136
Interest receivable	27,368	7,899
	<b>261,626</b>	<b>172,035</b>

All amounts are short-term.

**13. Plant & equipment**

	2022 \$	2021 \$
Equipment	389,322	176,174
Less accumulated depreciation	(129,230)	(82,981)
	<b>260,092</b>	<b>93,193</b>
Balance as at 1 July	93,193	49,521
Additions	213,148	60,311
Disposals	-	(1,014)
Depreciation	(46,249)	(15,625)
<b>Balance as at 30 June</b>	<b>260,092</b>	<b>93,193</b>

**14. Trade & other payables**

Trade and other payables recognised consist of the following:

	2022 \$	2021 \$
<b>Current:</b>		
Trade creditors	2,849,747	228,146
Sundry creditors	3,146,719	1,231,034
Payroll liabilities	631,775	283,409
Superannuation payable	86,882	63,531
Other liabilities	77,131	-
	<b>6,792,254</b>	<b>1,806,120</b>

All amounts are short-term. The carrying values of trade payables and short-term bank overdrafts are a reasonable approximation of fair value.

Sundry creditors include expenses incurred but not yet paid for clinical trials \$2,675,473 (2021 - \$470,093).

Other liabilities at 30 June 2022 arise from unexpended amounts under a now completed grant received by Clarity Pharmaceuticals Europe SA (from the Walloon Government, Belgium) supporting the Group's research and development programs. This was presented as a deferred income liability in prior periods. It is now considered appropriate to present this as an Other liability as the Grant has concluded and the Group believes that the balance of the grant, which remains unearned, will be refunded to the Walloon Government.

**15. Employee entitlements**

	2022 \$	2021 \$
<b>Current</b>		
Annual leave liability	548,802	342,699
Long service leave liability	165,127	21,363
	<b>713,929</b>	<b>364,062</b>
<b>Non-Current</b>		
Long service leave liability	<b>79,226</b>	<b>84,710</b>

The current liability represents the Group's obligations to which employees have a current legal entitlement. It arises from accrued annual leave and long service leave entitlement at reporting date. The non-current liability represents obligations to which employees will have a legal entitlement upon completion of a requisite service period, more than 12 months beyond the end of the year.

**16. Equity**

	2022 \$	2021 \$
Ordinary shares issued and fully paid	138,408,125	45,695,198
Cost of capital raising	(6,292,695)	(675,324)
Cost of incomplete capital raising	-	(116,352)
<b>Total contributed equity at 30 June</b>	<b>132,115,430</b>	<b>44,903,522</b>

	\$	Number
Movement in ordinary shares on issue:		
As at 1 July	44,903,522	9,490,913
Issue on exercise of share options (pre-share split)	115,881	30,000
Balance post July 2021 20:1 Share-Split	-	190,418,260
Issue on exercise of share options (post-share split)	597,046	1,806,223
Capital raise – Initial Public Offering	92,000,000	65,714,286
Transaction costs	(5,501,019)	-
<b>As at 30 June</b>	<b>132,115,430</b>	<b>257,938,769</b>



**16. Equity continued**Ordinary shares

Ordinary shares participate in dividends and the proceeds on winding up of the parent entity in proportion to the number of shares held. At the shareholders meetings each ordinary share is entitled to one vote when a poll is called, otherwise each shareholder has one vote on a show of hands. The Group does not have a limited amount of authorised capital and issued shares do not have a par value.

At an Extraordinary General Meeting (EGM) of shareholders held on 13 July 2021, it was resolved that all shares in Clarity Pharmaceuticals Ltd be split on the basis that every share on issue be split into twenty shares. The effective date of the share split for both shares and options was 13 July 2021. The number of issued shares at 30 June 2021 was 9,490,913. On 13 July 2021 pre-share split it was 9,520,913. Following share split on 13 July 2021 shares on issue totalled 190,418,260.

Capital management

The Group's objective is to ensure it continues as a going concern as well as to maintain optimal returns to shareholders and benefits for other stakeholders. It also seeks to maintain the lowest cost of capital to which it is available.

The Group may, based on its circumstances and prevailing market conditions, adjust the capital structure; change the amount of dividends to be paid to shareholders; return capital to shareholders; or issue new shares as appropriate. No dividends were paid in the current financial period (2021 – nil).

**17. Share option reserve**

	2022 \$	2021 \$
Balance as at 1 July	4,205,714	3,073,575
Share options expensed – employees & consultants	1,980,899	1,816,882
Share options expensed – corporate advisors	-	253,337
Share options expensed – China Grand	6,784,556	-
Options exercised	(263,927)	(700,731)
Options expired	(6,808,497)	(237,349)
<b>Balance as at 30 June</b>	<b>5,898,745</b>	<b>4,205,714</b>

The share option reserve represents the cumulative total expense attributed to vested options and expense to date for options that have not yet vested as the expense is spread over the vesting period. The expense is determined using a Black-Scholes valuation of the options (see note 3p).

Share options held by employees and consultants issued under Clarity Pharmaceuticals' Equity Incentive Plan vest based on conditions regarding service provided to the company. Options vest at the end of the stated service period or when another service-related milestone is reached. Options expire 5 years after their grant date.

On 1 July 2021, in connection with an exclusive licensing negotiation, Clarity Pharmaceuticals granted China Grand Pharmaceutical and Healthcare Holdings Limited a total of 25,543,912 options at an exercise price of \$1.75 per option. Having successfully completed listing on the ASX, the expiry date of the options was 25 February 2022, subject to no change of control or insolvency events as described in the Prospectus. The options would vest only on the condition that:

- i. the Company is admitted to the Official List and its shares are quoted on the ASX; and
- ii. That the Company and China Grand validly execute a binding licence agreement on terms that are acceptable to both parties.

**17. Share option reserve continued**

These options were independently valued using the Black-Scholes method, using a share price of \$1.40, share volatility of 84% (based on comparable ASX-listed companies) and a risk-free rate of 0.06%. As the purpose of the option agreement was to secure an exclusivity period for negotiations, this was treated as a non-vesting condition and therefore included into the fair value of the options granted. The options expired on 25 February 2022, without vesting. As such, the share option reserve total was reduced by \$6,784,556 on 25 February 2022 and transferred to retained earnings.

For options granted during the year, the valuation model inputs used to determine the fair value at the grant date are as follows:

Grant Date	1 July 2021	26 May 2022
Share Price	\$1.400	\$0.449
Exercise Price	\$1.75	\$1.40
Volatility Rate	84.0%	93.6%
Options Life	0.65 years	5 years
Risk-free interest rate	0.06%	3.03%

**17. Share option reserve continued**

Options on issue at 30 June 2022 comprise:

Expiry Date	Balance 1 Jul 21	Weighted Average Exercise Price	Granted during year	Expired during year	Exercised during year	Balance 30 June 2022	Vested and exercisable	Weighted Average Exercise Price	Weighted Average Remaining Life (years)
1 Jul 21	600,000	\$0.125	-	-	(600,000)	-	-	\$0.125	-
17 Jan 22	200,000	\$0.220	-	-	(200,000)	-	-	\$0.220	-
28 Apr 22	800,000	\$0.220	-	(200,000)	(600,000)	-	-	\$0.220	-
1 Jul 22	2,000,000	\$0.220	-	-	(600,000)	1,400,000	1,400,000	\$0.220	-
1 Nov 22	200,000	\$0.220	-	-	(100,000)	100,000	100,000	\$0.220	0.30
1 Jan 23	400,000	\$0.220	-	-	-	400,000	400,000	\$0.220	0.50
16 Feb 23	1,066,680	\$0.220	-	-	-	1,066,680	1,066,680	\$0.220	0.60
1 Jul 23	2,600,000	\$0.220	-	-	(400,000)	2,200,000	2,200,000	\$0.220	1.00
3 Dec 23	200,000	\$0.605	-	-	-	200,000	200,000	\$0.605	1.40
10 Dec 23	200,000	\$0.605	-	-	-	200,000	200,000	\$0.605	1.40
15 Dec 23	918,220	\$1.125	-	-	-	918,220	918,220	\$1.125	1.50
21 Mar 24	800,000	\$0.605	-	-	-	800,000	800,000	\$0.605	1.70
5 Aug 24	2,200,000	\$0.605	-	-	-	2,200,000	2,200,000	\$0.605	2.10
1 Oct 24	1,000,000	\$0.605	-	-	-	1,000,000	-	\$0.605	2.30
21 Oct 24	100,000	\$0.605	-	-	-	100,000	100,000	\$0.605	2.30
1 Dec 24	200,000	\$0.605	-	-	-	200,000	200,000	\$0.605	2.40
18 Dec 24	7,000,000	\$0.825	-	-	-	7,000,000	3,550,000	\$0.825	2.50
1 Mar 25	200,000	\$0.938	-	-	-	200,000	-	\$0.938	2.70
2 Mar 25	400,000	\$0.938	-	-	-	400,000	400,000	\$0.938	2.70
1 Jun 25	100,000	\$0.938	-	-	-	100,000	100,000	\$0.938	2.90
1 Jul 25	3,660,000	\$0.938	-	-	-	3,660,000	3,060,000	\$0.938	3.00
26 Aug 25	100,000	\$0.938	-	-	-	100,000	100,000	\$0.938	3.20
4 May 26	200,000	\$0.938	-	-	-	200,000	200,000	\$0.938	3.80
10 May 26	1,000,000	\$0.938	-	-	-	1,000,000	500,000	\$0.938	3.90
25 Feb 22	-	\$1.750	25,543,912	(25,543,912)	-	-	-	\$1.750	-
26 May 27	-	\$1.400	400,000	-	-	400,000	-	\$1.400	4.90
	<b>26,144,900</b>	<b>\$0.636</b>	<b>25,943,912</b>	<b>(25,743,912)</b>	<b>(2,500,000)</b>	<b>23,844,900</b>	<b>17,694,900</b>	<b>\$0.698</b>	<b>2.15</b>

The weighted average share price on exercise of options was as follows: expiring 1 Jul 21, \$0.750; expiring 17 Jan 22, \$0.718; expiring 28 Apr 22, 1 Nov 22 and 1 Jul 23, \$0.579; expiring 1 Jul 22, \$0.469.

**18. Income tax**

The aggregate amount of income tax attributable to the financial year differs from the amount prima facie payable on the operating profit. The difference is reconciled as follows:

	2022 \$	2021 \$
Result before income tax	(23,736,951)	(10,221,368)
Prima facie tax payable on (loss) before income tax at 25% (2021 – 26%)	(5,934,238)	(2,657,556)
Add: Tax effect of:		
Non-deductible research and development expense subject to R&D tax incentive	3,675,832	1,912,575
Non-deductible share-based payment	2,191,364	538,257
Less: Tax effect of:		
Research & development incentive recognised for 2022	(6,395,948)	(3,171,650)
Adjustment to 2021 research & development incentive	(62,977)	-
Other differences	109,486	51,757
Tax effect of losses not brought to account	6,416,481	3,242,024
<b>Income tax expense attributable to loss before income tax</b>	<b>17,632</b>	<b>-</b>
Unused tax losses for which no tax loss has been recognised as a deferred tax asset:	14,402,926	7,986,445
Tax effect:		
Australia (25%)	3,600,731	2,076,476
Europe (20%)	26,473	24,881
U. S. A. (25.55%)	-	-

Unused tax losses for Clarity Pharmaceuticals Ltd at 30 June 2021 has been re-stated from prior year following lodgement of the tax return for that year.

The benefit from tax losses will only be obtained if:

- Clarity Pharmaceuticals Ltd derives future assessable income of a nature and of an amount sufficient to enable the benefit from the deductions for the losses to be realised;
- No changes in the tax legislation adversely affect the Group in realising the benefit from the deductions for the losses.

**18. Income tax continued**

Reconciliation of deferred tax assets:

	2022 \$	2021 \$
<u>Deferred tax asset</u>		
Provisions	220,009	133,199
Unused tax losses	3,600,731	2,076,476
	<b>3,820,740</b>	<b>2,209,674</b>
<u>Movement</u>		
1 Jul 2021	2,209,674	1,512,474
Effect of change in tax rate	(84,987)	(82,499)
Movement in provisions	91,934	(63,277)
	<b>3,820,740</b>	<b>2,209,674</b>

No deferred tax asset was recognised in the year ended June 2022 due to the uncertainty of its recoverability.

**19. Employee remuneration****(a) Employee benefits expense**

Expenses recognised for employee benefits are analysed below:

	2022 \$	2021 \$
Wages, salaries	3,918,756	3,230,076
Superannuation costs	303,424	228,978
Share-based payments	1,912,780	2,070,219
Other employee expenses	669,485	441,590
<b>Employee benefits expense</b>	<b>6,804,445</b>	<b>5,970,863</b>

**(b) Share-based employee remuneration**

As at 30 June 2022, the Group maintained a share-based payment scheme for employee remuneration. This program is settled in equity.

Options under this program will vest if the participant remains employed for the agreed vesting period. Upon vesting, each option allows the holder to purchase one ordinary share at a discount to the market price determined at grant date. The fair value of options granted were determined using the Black-Scholes valuation method. In total \$1,912,780 (2021 - \$2,070,219) of employee remuneration expense (all of which related to equity-settled share-based payment transactions) has been included in profit or loss and credited to share option reserve.

**20. Cash flow statement reconciliation**

	2022 \$	2021 \$
<b>Reconciliation of net loss after tax to net cash flows from operations</b>		
Loss from ordinary activities after Income Tax	(23,754,583)	(10,221,368)
Loss of sale of fixed assets	-	1,014
<u>Non-Cash items in Total Comprehensive Income:</u>		
Depreciation expense	46,249	15,625
Share option expense	8,765,455	2,070,219
Changes in Assets and Liabilities:		
Unrealised currency (gain)/loss	3,160	3,457
(Increase) in Trade and Other Receivables	(3,285,655)	(712,289)
Decrease/(Increase) in Prepayments	(358,897)	(68,321)
(Decrease)/Increase in Trade and Other Payables <sup>1</sup>	5,006,264	1,072,531
(Decrease)/Increase in Deferred Income	(80,419)	(28,268)
Increase in Provisions	344,383	190,325
Currency differences on translating a foreign entity	123	-
<b>Cash Flow from Operations</b>	<b>(13,313,918)</b>	<b>(7,677,075)</b>

1. Excluding \$20,130 in equity related items which are non-operating (2021 - \$144,629).



**21. Financial instruments****(a) Assets**

	2022 \$	2021 \$
<b>Current assets</b>		
Financial assets:		
Cash at bank	55,336,328	8,439,068
Term deposits	37,000,000	10,500,000
<b>Total financial assets</b>	<b>92,336,328</b>	<b>18,939,068</b>
Non-current assets		
Financial assets:		
Other financial assets	11,745	11,380
<b>Total financial assets</b>	<b>11,745</b>	<b>11,380</b>
<b>Financial assets maturity analysis</b>		
Less than 30 days	55,336,328	5,939,068
31 - 60 days	-	-
61 - 90 days	-	1,500,000
More than 90 days	37,011,745	11,500,000
More than 1 year	-	-
<b>Balance at 30 June</b>	<b>92,348,073</b>	<b>18,939,068</b>

Fair value and credit risk

The Group expects equity raises and operating activities will generate sufficient cash flows for any future cash commitments. It holds sufficient financial assets that are readily available to meet liquidity needs.

**(b) Current liabilities**

	2022 \$	2021 \$
<b>Financial liabilities:</b>		
Trade & other payables	6,792,253	1,426,281
<b>Total financial liabilities</b>	<b>6,792,253</b>	<b>1,426,281</b>
<b>Financial liabilities maturity analysis</b>		
Less than 1 year	6,792,253	1,426,281
<b>Balance at 30 June</b>	<b>6,792,253</b>	<b>1,426,281</b>

Fair Value and Credit Risk

Carrying value approximates fair value due to the short-term nature of these payables. These payables are due and expected to be paid in less than 12 months.

**21. Financial instruments continued****(c) Credit risk**

Credit risk is the risk that a counterparty fails to discharge an obligation to the Group. Given the absence of loan and trade receivables, the Group's exposure to credit risk is from financial assets including cash and cash equivalents held at bank.

The credit risk in respect of cash balances held with banks and deposits with banks is managed via diversification of bank deposits and only using banks with a Standard and Poor's Local Short-Term Credit Rating of A-1 or higher and only APRA regulated Authorised Deposit Taking Institutions (ADIs).

The maximum exposure to credit risk, excluding the value of any collateral or other security, at balance date to recognised financial assets, is the carrying amount, net of any provisions for impairment of those assets, as disclosed in the Statement of Financial Position and Notes to the Financial Statements.

**(d) Price risk**

The Group is not exposed to any price risk from its operations of radiopharmaceuticals.

**(e) Foreign currency risk**

The Group is exposed to foreign currency risk, with several contracts denominated in US Dollars (USD) and Euro (EUR). The Group accepts the foreign currency risk attached to such contracts, however non-AUD cash flow exposures are monitored and the exposure to foreign exchange movement is factored into projected costs. No foreign exchange hedging takes place.

**(f) Liquidity risk**

The Group manages liquidity risk by monitoring cash flows and ensuring that adequate cash reserves are maintained.

**(g) Interest rate risk**

The Group's exposure to interest rate risk, which is the risk that a financial instrument's value will fluctuate as a result of changes in market interest rates and the effective weighted average interest rates on classes of financial assets and financial liabilities, is as follows:

	Floating 2022 \$	Fixed Less than 1 Year 2022 \$	Non-interest bearing 2022 \$
<b>Financial assets:</b>			
Cash and cash equivalents	32,441,864	57,000,000	2,894,464
Security deposits	-	-	11,380
<b>Total financial assets</b>	<b>32,441,864</b>	<b>57,000,000</b>	<b>2,906,209</b>
<b>Financial liabilities:</b>			
Trade and other payables	-	-	5,996,466
<b>Total financial liabilities</b>	<b>-</b>	<b>-</b>	<b>5,996,466</b>

**21. Financial instruments continued****(h) Sensitivity analysis**

The Group has performed a sensitivity analysis relating to its exposure to changes in interest and foreign exchange rates at balance date. This sensitivity analysis demonstrates the effect on current year results and equity which could result from a change in these risks.

		2022 \$	2021 \$
Increase or decrease in interest rate by 1% - change in profit and equity	+/-	923,363	189,391
Increase or decrease in USD/AUD foreign exchange rate by 5 cents - change in profit and equity	+/-	35,541	85,521

The above sensitivity analysis has been performed on the assumption that all other variables remain unchanged.

**22. Related party transactions****(a) Parent Entity**

The Group is controlled by the following entity:

Name:	Type:	Place of business/incorporation:
Clarity Pharmaceuticals Limited	Ultimate Australian parent entity	Australia

**(b) Subsidiaries**

Interests in subsidiaries is set out in note 5.

**(c) Key Management Personnel**

Key management personnel received remuneration in the form of wages and salaries, bonuses, employment benefits including superannuation and options, as follows:

	Salary <sup>1</sup> \$	Bonus \$	Superan- nuation \$	Options \$	Total \$	Unpaid at 30 Jun 2022 \$
<b>Key Management Personnel</b>						
Dr A Taylor	495,083	171,000	24,761	253,429	944,273	210,253
Dr C Biggin	346,506	122,400	23,568	318,529	811,003	150,733
Mr D Green	101,207	-	9,199	-	110,406	18,333
Mr R Vickery	148,749	-	14,350	105,595	268,694	7,517
<b>Total</b>	<b>1,091,545</b>	<b>293,400</b>	<b>71,878</b>	<b>677,553</b>	<b>2,134,376</b>	<b>386,836</b>

1. Salary includes movements in annual and long service leave and amounts accrued but unpaid at 30 June 2022

**22. Related party transactions continued****(d) Transactions With Related Parties**Transactions with subsidiaries

Clarity Pharmaceuticals Ltd paid management fees to its subsidiary, Clarity Personnel Inc., under an intercompany services agreement. In the year ended 30 June 2022, Clarity Personnel Inc. invoiced Clarity Pharmaceuticals Ltd \$721,967, of which \$154,130 was unpaid at 30 June 2022.

Share transactions of directors

In the year ended 30 June 2022, Dr Biggin exercised 200,000 options at a price of \$0.22 per option resulting in the issue of 200,000 shares; Dr O'Bryan-Tear purchased 120,000 shares at market price; Dr Ramdahl purchased 120,000 at market price and parties related to Mr Thomas purchased 195,000 shares (Murtoa Flour Mills Pty Ltd (170,000); The Tony McCullough Foundation (25,000) at market price.

Other transactions with directors

Directors receive a fixed director's fee and options. If any directors perform additional services for the Group they are paid a fee based on normal commercial terms. Transactions with directors in the year ended 30 June 2022 are as follows:

	Directors' fees \$	Other <sup>1</sup> \$	Options \$	Total \$	Unpaid at 30 Jun 2022 \$
<u>Non-executive directors</u>					
Ms R Robinson	60,225	-	42,238	102,463	5,571
Dr C Roberts	60,225	-	42,238	102,463	-
Dr T Ramdahl	60,225	-	67,651	127,876	225
Dr C G O'Bryan-Tear	60,225	41,095	67,651	168,971	-
Mr R Thomas	51,328	-	-	51,328	5,694
<b>Total</b>	<b>292,228</b>	<b>41,095</b>	<b>219,778</b>	<b>553,101</b>	<b>11,490</b>

1. Dr O'Bryan-Tear received a consulting service fee on normal commercial terms.

Transactions with directors of subsidiaries

Randall Pratt is a director of Clarity Personnel Inc. which was incorporated in May 2021. He is also a Partner of Life Science Legal LLC, which provides legal services to the Group. During the year Life Science Legal received fees from the group totalling \$70,457 (2021 - \$31,481). All fees were charged on normal commercial terms. Mr Pratt did not receive any payment for his services as director of Clarity Personnel Inc.

**23. Auditors' remuneration**

	2022 \$	2021 \$
Audit of financial report	107,448	96,500

The Group's auditors Grant Thornton received fees for the following non-audit services:

Tax compliance and advisory	87,706	31,950
Corporate Advisory	11,000	45,000
	<b>98,706</b>	<b>76,950</b>

## 24. Commitment & contingencies

The Company has intellectual property that is either licensed or assigned from the University of Melbourne, Australian Nuclear Science and Technology Organisation or Dr Kurt Gehlsen representing contingent liabilities totalling \$8,940,000 (2021 \$11,192,500). These contingent liabilities are intellectual property licence and assignment milestones payments which are dependent upon the success of the Group's clinical research, as well as future decisions regarding the clinical focus of the Company and are therefore not recognised in the statement of financial position. Milestones for each intellectual property agreement are for various clinical milestones, from filing regulatory applications to conduct clinical trials to entering Phase III trials, along with commencement of sales of a radiopharmaceutical agent. It is anticipated that some milestones may be reached in the year ending 30 June 2023 which will result in payments to licensors totalling \$140,000 (2021 \$170,000).

## 25. Parent entity information

Information relating to Clarity Pharmaceuticals Ltd (the Parent Entity):

The Parent Entity has not entered a deed of cross guarantee. Contingent liabilities for the Parent Entity are the same as those for the Group, noted in Note 24. The Parent Entity uses the same accounting policies as the Group.

	2022 \$	2021 \$
<b>Statement of financial position</b>		
Current assets	99,061,615	11,369,975
Total assets	99,515,793	22,412,061
Current liabilities	(3,770,474)	(163,802)
Total liabilities	(7,355,094)	(2,100,820)
<b>Net assets</b>	<b>92,160,699</b>	<b>20,311,241</b>
<b>Statement of profit or loss and other comprehensive income</b>		
Loss for the year	23,863,978	10,216,113
<b>Total comprehensive income</b>	<b>(23,863,978)</b>	<b>(10,216,113)</b>

## 26. Post-reporting date events

There are no matters or circumstances that have arisen since the end of the financial year that have significantly affected or may significantly affect:

- the operation of the Group;
- the results of those operations; or
- the state of affairs of the Group;

in future financial years.

## DIRECTORS' DECLARATION

FOR THE YEAR ENDED 30 JUNE 2022

In the Directors' opinion:

- the attached financial statements and notes of Clarity Pharmaceuticals Ltd are in accordance with the Corporations Act 2001, the Accounting Standards, the Corporations Regulations 2001 and other mandatory professional reporting requirements;
- the attached financial statements comply with Australian Accounting Standards as issued by the Australian Accounting Standards Board as described in Note 1 to the financial statements;
- the attached financial statements and notes give a true and fair view of its financial position as at 30 June 2022 and of its performance for the financial year ended on that date; and
- there are reasonable grounds to believe that the Company will be able to pay its debts as and when they become due and payable.

The Directors have been given the declarations required by section 295A of the Corporations Act 2001.

Signed in accordance with a resolution of the Directors made pursuant to section 295(5)(a) of the Corporations Act 2001.

On behalf of the Directors

Dr Alan Taylor

Chairperson

Dated this 24<sup>th</sup> day of August 2022



## Independent Auditor's Report

### To the Members of Clarity Pharmaceuticals Ltd

#### Report on the audit of the financial report

**Grant Thornton Audit Pty Ltd**  
 Level 17  
 383 Kent Street  
 Sydney NSW 2000  
 Locked Bag Q800  
 Queen Victoria Building NSW  
 1230  
 T +61 2 8297 2400

#### Opinion

We have audited the financial report of Clarity Pharmaceuticals Ltd (the Company) and its subsidiaries (the Group), which comprises the consolidated statement of financial position as at 30 June 2022, the consolidated statement of profit or loss and other comprehensive income, consolidated statement of changes in equity and consolidated statement of cash flows for the year then ended, and notes to the consolidated financial statements, including a summary of significant accounting policies, and the Directors' declaration.

In our opinion, the accompanying financial report of the Group is in accordance with the *Corporations Act 2001*, including:

- a giving a true and fair view of the Group's financial position as at 30 June 2022 and of its performance for the year ended on that date; and
- b complying with Australian Accounting Standards and the *Corporations Regulations 2001*.

#### Basis for opinion

We conducted our audit in accordance with Australian Auditing Standards. Our responsibilities under those standards are further described in the *Auditor's Responsibilities for the Audit of the Financial Report* section of our report. We are independent of the Group in accordance with the auditor independence requirements of the *Corporations Act 2001* and the ethical requirements of the Accounting Professional and Ethical Standards Board's *APES 110 Code of Ethics for Professional Accountants (including Independence Standards)* (the Code) that are relevant to our audit of the financial report in Australia. We have also fulfilled our other ethical responsibilities in accordance with the Code.

We believe that the audit evidence we have obtained is sufficient and appropriate to provide a basis for our opinion.

#### Key audit matters

Key audit matters are those matters that, in our professional judgement, were of most significance in our audit of the financial report of the current period. These matters were addressed in the context of our audit of the financial report as a whole, and in forming our opinion thereon, and we do not provide a separate opinion on these matters.

[www.grantthornton.com.au](http://www.grantthornton.com.au)  
 ACN-130 913 594

Grant Thornton Audit Pty Ltd ACN 130 913 594 a subsidiary or related entity of Grant Thornton Australia Limited ABN 41 127 556 389 ACN 127 556 389. 'Grant Thornton' refers to the brand under which the Grant Thornton member firms provide assurance, tax and advisory services to their clients and/or refers to one or more member firms, as the context requires. Grant Thornton Australia Limited is a member firm of Grant Thornton International Ltd (GTIL). GTIL and the member firms are not a worldwide partnership. GTIL and each member firm is a separate legal entity. Services are delivered by the member firms. GTIL does not provide services to clients. GTIL and its member firms are not agents of, and do not obligate one another and are not liable for one another's acts or omissions. In the Australian context only, the use of the term 'Grant Thornton' may refer to Grant Thornton Australia Limited ABN 41 127 556 389 ACN 127 556 389 and its Australian subsidiaries and related entities. Liability limited by a scheme approved under Professional Standards Legislation.

#### Key audit matter

#### How our audit addressed the key audit matter

##### Research and Development Tax Incentive (Note 8 & Note 12)

The Group receives a research and development (R&D) refundable tax offset from the Australian government, which represents the corporate tax rate plus 18.5 cents in each dollar of eligible annual R&D expenditure if its turnover is less than \$20 million per annum.

Registration of R&D Activities Application is filed with AusIndustry in the following financial year and, based on this filing, the Group receives the incentive in cash. Management reviewed the Group's total R&D expenditure to estimate the refundable tax offset receivable under the R&D tax incentive legislation.

This area is a key audit matter due to the degree of judgment and interpretation of the R&D tax legislation required by management to assess the eligibility of the R&D expenditure under the scheme.

Our procedures included, amongst others:

- Obtaining, through discussions with management, an understanding of the process to estimate the claim;
- Utilising an internal R&D tax specialist to;
  - review the expenditure methodology employed by management for consistency with the R&D tax offset rules; and
  - consider the nature of the expenses against the eligibility criteria of the R&D tax incentive scheme to form a view about whether the expenses included in the estimate were likely to meet the eligibility criteria;
- comparing the nature of the R&D expenditure included in the current year estimate to the prior year's claim;
- selecting a sample of R&D expenditure and agreeing to supporting documentation to ensure appropriate classification, the validity of the claimed amount and eligibility against the R&D tax incentive scheme criteria;
- assessing the appropriateness of the financial statement disclosures.

##### China Grand share options (Note 17)

On 1 July 2021, Clarity entered an option deed with China Grand Pharmaceuticals and Healthcare Holdings Limited (China Grand) to offer 1,277,196 options to China Grand.

This area is a key audit matter due to its materiality to the financial statements, the significant judgements and estimates involved in valuing the options, and the added risk of error in accounting for share based payment arrangements.

Our procedures included, amongst others:

- agreeing issued options to supporting share option agreement;
- considering the appropriateness of the accounting treatment of the expired options within the period;
- assessing the reasonability of the valuation approach and the inputs of the valuation model;
- engaging an auditor's expert to review management's valuation of the options;
- assessing the appropriateness of the accounting treatment of these options, with specific consideration given to the judgements made around the substance of the agreement and treatment of the condition as non-vesting; and
- assessing the appropriateness of the financial statement disclosures.

#### Information other than the financial report and auditor's report thereon

The Directors are responsible for the other information. The other information comprises the information included in the Group's annual report for the year ended 30 June 2022, but does not include the financial report and our auditor's report thereon.

Our opinion on the financial report does not cover the other information and we do not express any form of assurance conclusion thereon.

In connection with our audit of the financial report, our responsibility is to read the other information and, in doing so, consider whether the other information is materially inconsistent with the financial report or our knowledge obtained in the audit or otherwise appears to be materially misstated.

If, based on the work we have performed, we conclude that there is a material misstatement of this other information, we are required to report that fact. We have nothing to report in this regard.

#### Responsibilities of the Directors' for the financial report

The Directors of the Company are responsible for the preparation of the financial report that gives a true and fair view in accordance with Australian Accounting Standards and the Corporations Act 2001 and for such internal control as the Directors determine is necessary to enable the preparation of the financial report that gives a true and fair view and is free from material misstatement, whether due to fraud or error.

In preparing the financial report, the Directors are responsible for assessing the Group's ability to continue as a going concern, disclosing, as applicable, matters related to going concern and using the going concern basis of accounting unless the Directors either intend to liquidate the Group or to cease operations, or have no realistic alternative but to do so.

#### Auditor's responsibilities for the audit of the financial report

Our objectives are to obtain reasonable assurance about whether the financial report as a whole is free from material misstatement, whether due to fraud or error, and to issue an auditor's report that includes our opinion. Reasonable assurance is a high level of assurance, but is not a guarantee that an audit conducted in accordance with the Australian Auditing Standards will always detect a material misstatement when it exists. Misstatements can arise from fraud or error and are considered material if, individually or in the aggregate, they could reasonably be expected to influence the economic decisions of users taken on the basis of this financial report.

A further description of our responsibilities for the audit of the financial report is located at the Auditing and Assurance Standards Board website at: [http://www.auasb.gov.au/auditors\\_responsibilities/ar1\\_2020.pdf](http://www.auasb.gov.au/auditors_responsibilities/ar1_2020.pdf). This description forms part of our auditor's report.

#### Report on the remuneration report

##### Opinion on the remuneration report

We have audited the Remuneration Report included in pages 16 to 37 of the Directors' report for the year ended 30 June 2022.

In our opinion, the Remuneration Report of Clarity Pharmaceuticals Ltd, for the year ended 30 June 2022 complies with section 300A of the *Corporations Act 2001*.

#### Responsibilities

The Directors of the Company are responsible for the preparation and presentation of the Remuneration Report in accordance with section 300A of the *Corporations Act 2001*. Our responsibility is to express an opinion on the Remuneration Report, based on our audit conducted in accordance with Australian Auditing Standards.

*Grant Thornton*

Grant Thornton Audit Pty Ltd  
Chartered Accountants

*R J Isbell*

R J Isbell  
Partner – Audit & Assurance  
Svdnev. 24 August 2022

# ASX ADDITIONAL INFORMATION

## ASX ADDITIONAL INFORMATION

Additional information required by the Australian Securities Exchange (ASX) and not disclosed elsewhere in the Annual Report is set out below. The shareholder information below is correct as at 8 September 2022.

### Substantial shareholders of ordinary shares (as reported to the ASX)

Name	Number of Shares Held	%
TM VENTURES PTY LTD	18,788,460	7.26
CABBIT PTY LTD ATF ROBWILL TRUST	17,911,280	6.92
GENESISCARE VENTURES PTY LTD	15,362,700	5.93
NATIONAL NOMINEES LIMITED	14,409,060	5.57
A.C.N. 136 437 913 PTY LTD THE TAYLOR FAMILY A/C	13,266,660	5.13

### Distribution of shareholders and shareholdings – ordinary shares

There are 258,853,127 ordinary shares on issue held by 1,619 shareholders.

Range	Ordinary Shares	%	No. of holders	%
1 to 1,000	202,057	0.08	325	20.07
1,001 to 5,000	1,254,731	0.49	452	27.92
5,001 to 10,000	1,718,681	0.66	221	13.65
10,001 to 100,000	15,168,005	5.86	429	26.50
100,001 and Over	240,509,653	92.91	192	11.86
<b>Total</b>	<b>258,853,127</b>	<b>100.00</b>	<b>1619</b>	<b>100.00</b>

### Distribution of option holders and holdings – options (unlisted)

There are 25,506,386 unlisted options on issue held by 41 option holders. Of these 24,588,149 were issued under an employee share plan to 40 option holders.

Range	Options	%	No. of holders	%
1 to 1,000	-	-	-	-
1,001 to 5,000	-	-	-	-
5,001 to 10,000	-	-	-	-
10,001 to 100,000	890,983	3.49	11	26.83
100,001 and Over	24,615,386	96.51	30	73.17
<b>Total</b>	<b>25,506,369</b>	<b>100.00</b>	<b>41</b>	<b>100.00</b>

### Unmarketable parcels

The number of shareholders holding less than a marketable parcel of ordinary shares is 217, based on the Company's closing share price of \$0.665 on 7 September 2022.

### Twenty largest shareholders

Rank	Name	No. Shares	%
1	TM VENTURES PTY LTD	18,788,460	7.26
2	CABBIT PTY LTD ATF ROBWILL TRUST	17,911,280	6.92
3	GENESISCARE VENTURES PTY LTD	15,362,700	5.93
4	NATIONAL NOMINEES LIMITED	14,409,060	5.57
5	A.C.N. 136 437 913 PTY LTD THE TAYLOR FAMILY A/C	13,266,660	5.13
6	CHARLES WAITE MORGAN	11,900,041	4.6
7	ARGO INVESTMENTS LIMITED	7,858,558	3.04
8	BOORRIS PTY LTD ATF BOORRIS TRUST	7,815,800	3.02
9	VANTRES PTY LTD ATF ASTEN SUPERANNUATION FUND	7,487,340	2.89
10	YARRAWAH PTY LTD PETER HENDERSON P/L S/F A/C	7,300,000	2.82
11	MOORE FAMILY NOMINEE PTY LTD ATF MOORE FAMILY SUPER FUND	5,800,000	2.24
12	SMARTER CAPITAL PTY LTD	5,500,000	2.12
13	BNP PARIBAS NOMS PTY LTD	4,313,621	1.67
14	KYLACO PTY LTD	3,896,280	1.51
15	AUSTRALIAN NUCLEAR SCIENCE AND TECHNOLOGY ORGANISATION	3,599,920	1.39
16	UBS NOMINEES PTY LTD	3,556,500	1.37
17	CRANPORT PTY LTD	3,299,093	1.27
18	WYARGINE HOLDINGS PTY LTD ATF SHELLCOVE SUPER FUND	3,116,000	1.2
19	UM COMMERCIALISATION PTY LTD	2,946,500	1.14
20	EIGHT PAGODAS PTY LTD ATF EIGHT PAGODAS	2,768,320	1.07
	<b>Total</b>	<b>160,896,133</b>	<b>62.16</b>
	<b>Balance of register</b>	<b>97,956,994</b>	<b>37.84</b>
	<b>Grand total</b>	<b>258,853,127</b>	<b>100.00</b>



**On-Market Buy Back**

There is no current on-market buy back.

**Voting rights**

The voting rights attached to ordinary shares are set out below:

On a show of hands every member present at a meeting in person or by proxy shall have one vote, and upon a poll, one vote for each fully paid share held.

Holders of options do not have voting rights on the options held by them.

**Escrow Securities**

The Company has the following securities under escrow:

- 77,760,503 ordinary shares are currently under mandatory escrow until 24 August 2023.
- 11,218,220 options to subscribe for ordinary shares are currently under mandatory escrow until 24 August 2023.

**Stock Exchange Listing**

The Company's securities are only listed on the ASX.

**Use of Funds Post Admission**

Clarity has used the cash and assets in the form readily convertible to cash at admission in a manner consistent with its business activities between the time of admission and the end of the reporting period.

## CORPORATE GOVERNANCE STATEMENT

The board of directors is responsible for the overall corporate governance of the Company, including adopting appropriate policies and procedures designed to ensure that the Clarity Pharmaceuticals is properly managed to protect and enhance shareholder interests.

Details of the Company's key governance policies and the charters for the board and each of its committees are available on the Company's website at <https://www.claritypharmaceuticals.com/investor-center/>.

The Corporate Governance Statement reports against the 4th edition of the ASX Corporate Governance Council's Principles and Recommendations (**ASX Principles**) and the practices detailed in the Corporate Governance Statement are current as at 12 September 2022. It has been approved by the board and is available on the Company's website under Investors at <https://www.claritypharmaceuticals.com/investor-center/>.

# CORPORATE DIRECTORY

**Directors**

Dr Alan Taylor  
Executive Chairman

Dr Colin Biggin  
Managing Director and  
Chief Executive Officer

Ms Rosanne Robinson  
Non-Executive Director

Dr Chris Roberts  
Non-Executive Director

Dr Thomas Ramdahl  
Non-Executive Director

Dr Gillies O'Bryan-Tear  
Non-Executive Director

Mr Robert Thomas  
Lead Independent Director  
Non-Executive Director

**Company Secretary**

Mr Robert Vickery

**Chief Financial Officer**

Mr David Green

**Principal Place of Business**

National Innovation Centre  
4 Cornwallis Street  
Eveleigh NSW 2015

**Registered Office**

Clarity Pharmaceuticals Ltd  
C/- Company Matters Pty Limited  
Level 12, 680 George Street  
Sydney NSW 2000

**Contact Information**

+61 (0)2 9209 4037  
investor@claritypharmaceuticals.com

**Website**

www.claritypharmaceuticals.com

**Independent Auditor**

Grant Thornton Audit Pty Ltd  
Level 17, 383 Kent Street  
Sydney NSW 2000

**Share Registry**

Link Market Services Limited  
Level 12, 680 George Street  
Sydney NSW 2000  
1300 554 474  
registrars@linkmarketservices.com.au

