

16 November 2022

The Manager  
Company Announcements  
ASX Limited  
Exchange Centre  
20 Bridge Street  
Sydney NSW 2000

## **HORIZON – ANNUAL GENERAL MEETING 2022**

Attached are copies of the following documents related to the Annual General Meeting of Horizon to be held at 10.00am today:

- Chairman's address to shareholders; and
- Chief Executive Officer's report.

### **Authorisation**

This ASX announcement is approved and authorised for release by the Company Secretary.

## Chairman's Address – Mike Harding

Ladies and Gentlemen,

Horizon has again posted a strong set of results for this financial year. Similar to last year, coupled with a strong balance sheet and consistent low cost production and cash generation, we were pleased to return a further AUD 3 cents per share to shareholders made up of a dividend and capital return.

Our strong results were due to the sustained production levels from our Maari and Block 22/12 assets which were of course aided by the higher oil price. Our assets in China and New Zealand are high quality and our aim is to continue to maximise production and cash flow through workovers, infill drilling and other production enhancing initiatives. We were also pleased to commence production from our new 12-8 East field development with first oil being produced in April 2022, only 18 months after FID was achieved. This development has been a success which has led to an immediate second phase of development drilling which is currently underway.

I would like to take this opportunity of thanking Chris Hodge for his time as CEO and I am particularly pleased to welcome the promotion of Richard Beament to CEO. All subsequent executive movements have been filled by internal staff. In this regard, I would like to acknowledge our new executive team, comprising of Gavin Douglas, our new Chief Operating Officer, Kyle Keen, our new Chief Financial Officer, and Vas Margiankakos, our new Company Secretary.

In regards to health, safety and environment, I am pleased to announce that for 2022, Horizon achieved a total recordable injury frequency rate below the Australian NOPSEMA industry average, with a lost time injury frequency rate of zero, with zero fatalities or significant environmental incidents for FY22. The Beibu operations achieved a strong safety record with no recordable safety incidents despite significant drilling, production and project development activities during the period. The Maari operations similarly achieved a lost time injury frequency rate of zero and zero environmental incidents for the period.

I am pleased our lenders, ANZ, Westpac and ICBC continue to support Horizon with the recently announced extension of our debt facilities. The company has also moved offices, with the new office providing a smaller footprint more appropriate for the current staff levels. Not only does this allow for some further cost reductions, but it provides the team with a refreshed new office space helping to foster a more collaborative working environment.

Looking to the future:

- we will continue to work to maximise production and value from our producing assets in Block 22/12, China and Maari in NZ and continue to actively pursue infill well drilling and other production enhancing initiatives in our producing assets which provide excellent value; and
- we will continue to review our cash position regularly to consider further shareholder distributions, whilst always keeping an eye out for opportunistic growth options.

We have continued to progress work on enhancing our ESG strategy, particularly in response to growing climate related concerns. We acknowledge the part we have to play in an increasingly low carbon future. We were pleased to present a further enhanced sustainability report this year which transparently discloses our impact and the actions we are taking to be a more sustainable company. To this end, earlier in the year we announced our ambition to achieve Net Zero GHG emissions by 2050. Work will continue to refine a roadmap for achieving this ambition.

Our CEO, Richard Beament will say more about Horizon's performance shortly. He'll also update you on the company's strategy. Richard and the team are to be congratulated for their achievements in 2022.

Bruce Clement, together with myself, are seeking re-election today. Bruce and myself are unanimously endorsed by the rest of the board.

Finally, thank you to our shareholders for your valuable support during the year. I will now hand over to Richard Beament to present the CEO's report before returning to the items outlined in the notice of meeting.

## CEO's Address – Richard Beament

Thanks Mike. Before I provide a company update, I would like to take this opportunity to also welcome you all in person to our first physical AGM in a few years. I'd like to take a few minutes to provide you with an update on the Company, in particular, the strategy and highlights over the past year, before delving a little deeper into the operational activity at each of our assets.

### Slide 1 - Disclaimer

Firstly, I would point you to our compliance statement and disclaimer which relates to today's presentation which I would encourage you all to read.

### Slide 2 – Delivering on Strategy

Horizon's company strategy remains simple:

- We aim to maximise free cashflow from our current assets
- We are focussed on shareholder returns and making further distributions to shareholders when it makes sense; and
- We will continue to invest in production growth focussed in and around our existing assets, keeping an eye out for exceptional new business opportunities.

Importantly, we are delivering on this strategy, with strong cashflow generation through FY22 resulting in EBITDAX of US\$73 million. Our ability to generate such high cashflows from our assets is due in part to the very low cash operating costs which continued to be maintained below US\$20/bbl, as well of course to the oil price, which averaged around US\$90/bbl during FY22.

This sustained strong cashflow generation has allowed us to make distributions totalling approximately US\$70 million or just under AUD 100 million in a little over a year with successive distributions of 3 Australian cents per share for the past 2 years – that represents over 40% of the Company's current market cap and an approximate 20% distribution yield per annum.

Notwithstanding these distributions, we are continuing to invest in production growth, with a key milestone achieved earlier this year with the commissioning of the WZ12-8E oil field in China which Mike mentioned earlier. Further investment continues with a WZ6-12 workover and drilling programme at Block 22/12 completed recently, a second phase of development drilling at WZ12-8E underway, and workovers ongoing at Maari to reinstate production. We are seeing immediate success in this strategy, as following the ramp up in production from the WZ12-8E field in late July, Horizon's combined daily production rate from both Maari and Block 22/12 has averaged around 5,000 bopd, almost 40% higher than the FY22 average. That's an increase in daily revenues from around US\$300,000 per day during FY22 to around US\$500,000 per day over recent months. We continue to mature further infill well opportunities at Block 22/12 with the objective of sustaining these higher production rates out into the future, and are actively pursuing life extension studies at Maari to maximise value from the asset.

### Slide 3 - FY22 Highlights

Let me briefly recap the FY22 highlights, as it was certainly a strong year for the company.

- The Group generated a 70% increase in revenues to over US\$108 million
- Over a 100% increase in EBITDAX to US\$73 million
- Over a 200% increase in underlying profit, and

- Importantly, this drove over a 100% increase in cashflow generation, which facilitated the recent AUD 3 cent per share distribution to shareholders.
- The Group also executed a US\$20 million extension to its senior debt facility which allowed us to further optimise the Group's capital structure.
- Operationally, I have mentioned the successful completion of the WZ12-8E project. Impressively, first oil from this project was achieved within approximately 18 months of FID notwithstanding the pandemic and the numerous global supply chain challenges.
- On ESG, despite the elevated activity levels we have continued to uphold a strong safety record significantly better than industry benchmarks.
- On climate change - we declared our ambition to reach Net Zero Emissions by 2050 and are developing a roadmap to achieve this. We enhanced our governance with formal ESG oversight by the Board supported by a Sustainability Steering Committee. For the first time, the Group purchased just under 15,000 tonnes of voluntary carbon units to offset the majority of Horizon's share of Block 22/12 Scope 1 emissions, whilst continuing to purchase carbon credits covering 100% of Maari Scope 1 emissions. Going forward our desire is to focus on direct emission reduction initiatives at our operations and are proactively pursuing this with the operators of our assets. As part of our overall decarbonisation strategy, we continue to evaluate various institutional grade carbon removal projects, however for any project to be considered it will need to have appropriate investment returns.

#### Slide 4 – Share Price Performance

Here is a snapshot of the Company's share price history over the past 12 months or so.

Horizon's share price in red, oil price in green, and the ASX energy index in grey.

The chart clearly shows the linkage with oil price - for the last 12 months we have been highly leveraged to the oil price and have exceeded the ASX 200 Energy Index, disrupted only by the recent AUD 3cps in distributions.

A word about oil price – last year at this time the oil price was hovering just over US\$70/bbl, and now the consensus is for it to remain at or around US\$90/bbl or more.

Notwithstanding the higher oil price, investment in new exploration and developments has remained subdued, and whilst the sentiment has shifted away from fossil fuels it is clear that oil will be part of the energy mix for some time to come. Accordingly, it is our view that oil prices will remain elevated due to supply side pressures, coupled with continued high demand for liquid hydrocarbons.

#### Slide 5 – Horizon's Portfolio

So on to an update on our asset portfolio.

#### Slide 6 – China

Starting with Block 22/12 in China where I will spend a bit of time given the significant activity levels over the past year. The photos on the slide are of the WZ12-8E platform taken during the development phase in FY22. It really was a testament to the efforts of the operator, JV partners and the various contractors involved to construct, install, commission and complete development drilling all in the midst of the pandemic.

#### Slide 7 – Block 22/12 – Reliable, high margin production

As you are probably aware, Block 22/12 production currently comes from 21 wells in eight fields shown in the green rectangles on this slide. This geographic spread of reservoirs and assets helps to mitigate the risk of significant disruptions to our cashflow.

While historical production has been dominated by the WZ6-12 and 12-8W fields, the WZ12-8E field in the bottom right hand side of the graphic is the most recent addition to our production base, having only come onto production in April this year.

As many of you would know, since the start of Block 22/12 production in 2013, the oil rate from the entire Block has been maintained between 8,000 to 10,000 bopd (gross) by undertaking a number of incremental activities such as infill drilling. Recently, we have been able to materially increase production from the asset to an average of over 15,000 bopd (gross) by bringing on the WZ12-8E field. Whilst we expect production rates to naturally decline over the longer term, our objective is to continue to develop the material pipeline of infill and near-field drilling opportunities to maintain oil rates well above the Beibu long term average.

In recent years, these fields have generated approximately 70% of Horizon's cashflow, due in part to the very low cash operating costs, which were maintained at approximately US\$13/bbl during FY22.

#### **Slide 8 – Block 22/12: WZ12-8E Development Project**

Looking at the WZ12-8E development in more detail, the 3D diagram on the right illustrates the main elements of the development – six producing wells in all and one water disposal well.

The development includes a self-installing processing and wellhead platform and an export pipeline tied back to the existing WZ12-8W platform.

As mentioned, the project was successfully commissioned and brought onto production in April 2022, with Horizon's share of development costs in line with the original budget of approximately US\$20 million. Following clean up flow, the fields have contributed an average of almost 8,000 bopd (gross) throughout August, September and October, and production from the wells drilled in the first phase of the development are expected to average above 4,000 bopd gross for the first year of production. A significant milestone was in fact reached last week with over 1,000,000 barrels of oil having been produced from WZ12-8E since start up in April this year.

The early success of the first phase of the development has accelerated a subsequent second phase of drilling which has recently commenced. The JV is now planning to drill between 3 and 5 additional infill wells to continue to drive production.

#### **Slide 9 – Block 22/12: WZ12-8E Phase 2**

Looking at this more closely, the diagram on the right in this slide shows the expected locations for the additional 12-8E infill wells out to the eastern side of the existing wells (shown in black). I am pleased to report that the first well in this programme, the A8H well, has been successfully drilled with the completion being run – we expect that this well will be brought onto production over the coming days. The wells are being drilled with the Strike rig which was used for the Phase 1 drilling, ensuring drilling efficiencies are maintained. This subsequent drilling campaign will add around 0.2mmbbls of 2P reserves (net to Horizon) assuming only 3 wells are drilled.

#### **Slide 10 – Block 22/12: WZ6-12 Infill Drilling & Workover Programme**

Other recent activity at Block 22/12 included a five well workover program which was completed in September. This successfully reinstated and enhanced production from existing WZ6-12 wells, and a 2 well infill/appraisal programme which was also successfully completed in October further enhancing production rates. The diagram in this slide shows the well locations of the two wells drilled in the red, with the A12S1 well into the M1 structure, and the A10S1 well into the WZ6-12N field.

The cross section on the slide is also included to illustrate the geological complexity of the northern 6-12 fields and hence the opportunity of numerous partially accessed fault blocks and stacked sands. These constitute a number of the targets for further potential infill drilling.

### Slide 11 – Block 22/12: Infill, Appraisal & Exploration Opportunities

Looking at the various infill, appraisal and exploration opportunities in Block 22/12 in more detail, this slide shows many of the possible future drilling targets. As mentioned, our objective is to focus on bringing these opportunities into production as has been successfully achieved in the past.

During 2022, significant efforts were made to accelerate development of the remaining opportunities, with a total of 14 wells drilled or approved for drilling, boosting average production rates over the last three months to mid-November to in excess of 15,000 bopd gross [Horizon net in excess of 4,000 bopd].

We focus on infrastructure-led targets that can be readily drilled from one of the three platforms. That way, in the event of success, the wells can be immediately turned into production wells.

### Slide 12 – Block 22/12: History & Forecast [Gross]

Turning to one of my favourite slides, this shows the production history from Block 22/12, and our recently updated view of it's future. This chart reflects our current Block 22/12 reserves forecast (in the dark green).

The chart shows the indicative future production potential from the fields, with the natural decline profile broadly representative of the current value inherent in the company's share price. The blue sawtooth profile is the additional production potential and value to be unlocked from future activities. Pleasingly we have already successfully executed the first big production uplift with the commissioning of the 12-8E field earlier this year. We are now embarking on the 12-8E phase 2 drilling programme to continue to unlock this value, and are making plans for further potential infill drilling in 2023. I should note that the future plans are indicative only, and will be dependent on JV and regulatory approvals, oil price and rig availability among other things. As previously advised, the indicative cost of unlocking the blue area shaded in this chart is in the order of US\$10-15m [net to HZN] per annum for the next 3 years.

### Slide 13 – New Zealand

So now, on to our other asset. Maari continues to be an important asset for Horizon generating approximately 30% of Horizon's cashflow.

### Slide 14 – Maari: Stable Performance

Importantly, over the past few years the production decline rate has been arrested through continued water injection and well optimization, and production rates are expected to be sustained without the need for significant capex spend, unlike our China fields.

Our operating costs are modest in the context of the current oil price, and as a result the asset continues to be highly cash generative. Maari crude attracts strong premiums, with deliveries mainly into East Coast Australia. Planned workovers to restore production during FY22 were impacted by Covid and supply chain constraints, but we expect those wells to be progressively reinstated.

With the termination of the proposed divestment by OMV of their stake in the Maari field, we look forward to continuing to work with OMV to extract maximum value from the asset.

### Slide 15 – Maari: History & Forecast [gross]

Similar to Block 22/12, this chart reflects our current Maari forecast (in the dark green).

With regards to the future, the joint venture focus is to continue to optimise production starting with reinstating production from currently shut in wells – Manaia 1 and MR6a. Plans are also afoot to increase water injection into the field to further sustain production rates. With OMV remaining in the venture, the JV will now push ahead with evaluating other production enhancement opportunities, and seek to maintain field life to at least the end of the licence period in December 2027, with the potential to extend being actively investigated.

## Slide 16 – Plans for the next 12 months

This chart sets out the timing of Operational activity over the period to the end of the 2023 calendar year. Please note that budget processes are underway and I stress that the timings are indicative and remain subject to JV and regulatory approvals, and rig availability.

In total, we have between 3 and 5 possible wells to drill commencing with the 12-8E phase 2 drilling programme which will likely take us through to Q1 next year. Upgrades to water handling capacity at Block 22/12 remain a priority, as the more water we can manage, the higher the production rates we can sustain. Further infill well opportunities are being matured at Block 22/12 with the possibility of drilling them some time in the latter part of next year.

At Maari, we have 2 immediate workover priorities which are aimed at reinstating production from the currently shut in Manaia 1 and MR6a wells. This is to be followed up with the permanent conversion of the MR2a well to a water injector which should aid in sustaining production levels from the main Maari Moki reservoir. Life extension studies at Maari are ongoing with the venture now evaluating options to extend the licence beyond 2027.

## Slide 17 - Strategy

Let me conclude by summarising and emphasising our Strategy and how we expect to deliver against it during 2023.

**Firstly** to Maximise Free Cash Flow.

We have commenced FY23 with very strong production rates and sustained high oil prices which bodes very well for continued strong cashflow generation. As mentioned, Horizon's current daily share of production from both assets is over 5,000 bopd – that's almost 40% higher than the average rate achieved in FY22. At current oil prices we are generating just under US\$500,000 in revenues daily, up from the FY22 average of around US\$300,000 per day. Our priority is to optimise and enhance production from our existing assets with an immediate focus on sustaining strong production at Block 22/12 to drive cashflow generation in this higher oil price environment. At Maari, our focus is to restore and increase production through 3 key workovers. On costs, we have consistently maintained cash operating costs below US\$20/bbl which has been key to sustaining strong free cashflow generation, and we expect to sustain this through 2023.

**Secondly** to make Further Distributions to Shareholders.

We are determined to deliver value to shareholders having distributed approximately A\$48 million recently, with a further A\$47 million distributed last year. Further capital management initiatives are under constant review, and the Company will consider these when prudent to do so, needing to balance shareholder returns, with managing liquidity levels and future commitments.

**Thirdly** to Continue Investing in Production Growth

Our priority is to invest in production growth within our existing portfolio to drive shareholder value with the 12-8E phase 2 drilling programme an immediate priority. Our focus will quickly turn to maturing other infill opportunities and water handling upgrades in an effort to sustain these higher production levels. Life extension at Maari is also a priority in order to further enhance value.

We keep an eye out for opportunistic inorganic growth opportunities which could further enhance shareholder value, but they need to have strong investment metrics and the potential to enhance our ability to make further distributions.

Whilst our business continues to face challenges, whether it be increased ESG pressures or supply chain issues, we have a focused and capable team with the expertise and the influence to navigate these challenges and continue to deliver value for shareholders.

Many thanks.



# HORIZON

## 2022 AGM PRESENTATION





## Disclaimer

- ▶ Statements contained in this material, particularly those regarding the possible or assumed future performance, costs, dividends, returns, production levels or rates, prices, reserves, potential growth of Horizon Oil Limited, industry growth or other trend projections and any estimated company earnings are or may be forward looking statements. Such statements relate to future events and expectations and as such involve known and unknown risks and uncertainties. Actual results, actions and developments may differ materially from those expressed or implied by these forward-looking statements depending on a variety of factors.
- ▶ While every effort is made to provide accurate and complete information, Horizon accepts no responsibility for any loss, damage, cost or expense incurred by you as a result of any error, omission or misrepresentation in information in this presentation.
- ▶ In this presentation, references are made to EBITDAX, Underlying Profit and Free Cashflow, which are financial measures which are not prescribed by Australian Accounting Standards:
- ▶ EBITDAX represents the profit adjusted for interest expense, taxation expense, depreciation, amortisation, and exploration expenditure (including non-cash impairments),
- ▶ Underlying profit represents the profit under Australian Accounting Standards adjusted for unrealised non-cash financing costs associated with the revaluation of the options issued under the 2016 subordinated loan facility, gains on the remeasurement of derivative financial instruments and the profit/loss generated from discontinued operations, and
- ▶ Free Cash Flow represents Cashflow from Operating Activities less Investing cashflows.
- ▶ All references to dollars in the presentation are United States dollars unless otherwise noted.

## Reserves Disclosure

- ▶ Unless otherwise stated, all petroleum reserves and resource estimates refer to those estimates as set out in Horizon's 2022 Reserves and Resources Statement contained in the 2022 Annual Report. Horizon is not aware of any new information or data that materially affects the information included in this presentation. All the material assumptions and technical parameters underpinning these estimates continue to apply and have not materially changed.
- ▶ For the purposes of this presentation, 6 bcf of raw gas equals 1 mmbœ.
- ▶ The estimates of petroleum reserves and resources contained in this statement are based on, and fairly represent, information and supporting documentation prepared by staff and independent consultants under the supervision of Mr Gavin Douglas, the Chief Operating Officer of Horizon Oil Limited. Mr Douglas is a full-time employee of Horizon Oil Limited and is a member of the American Association of Petroleum Geologists and the Society of Petroleum Engineers. Mr Douglas' qualifications include a Master of Reservoir Evaluation and Management from Heriot Watt University, UK and more than 25 years of relevant experience. Mr Douglas consents to the use of the petroleum reserves and resources estimates in the form and context in which it appears.
- ▶ This presentation should be read in conjunction with Horizon's 2022 Reserves and Resources Statement, the Annual Financial Report for the year ended 30 June 2022 and ASX Announcements.



## MAXIMISE FREE CASHFLOW<sup>1</sup>

- ▶ Generated EBITDAX of US\$73 million in FY22, with net cash of US\$42.8 million
- ▶ WZ12-8E field commencement, infill wells, production efficiencies, infrastructure-led exploration
- ▶ Continued strong cost control
  - Cash operating costs <US\$20/bbl



## FURTHER DISTRIBUTIONS TO SHAREHOLDERS

- ▶ AUD\$49.4 million distributed in CY2021 including AUD 3c capital return
- ▶ Completed a further AUD 3c distribution in Oct 22 (AUD\$47.4 million)
- ▶ Potential for further capital management initiatives under constant review



## CONTINUE INVESTING IN PRODUCTION GROWTH

- ▶ WZ12-8E field – commencement of project, with Phase 2 underway, delivering 0.8 MMbbl reserves
- ▶ WZ6-12 workover and drilling programme successfully completed
- ▶ Other Block 22/12 wells being matured
- ▶ Life extension studies to enhance Maari value
- ▶ Keeping an eye out for exceptional new business opportunities

<sup>1</sup>Free Cash Flow represents cash flows from operating activities less investing cash flows.

## STRONG CASHFLOW GENERATION DRIVING SHAREHOLDER RETURNS



### FINANCIAL

- ▶ Sales revenue of US\$108.1 million
- ▶ EBITDAX of US\$73 million
- ▶ Underlying Profit after Tax of US\$24.3 million
- ▶ Net cash at 30 June 2022 of US\$42.8 million (~US\$49 million at 30 Sept 22 prior to settling AUD 3 cps distributions totaling ~US\$31 million)
- ▶ Executed US\$20 million extension to senior debt facility shortly after year end



### OPERATIONAL

- ▶ WZ12-8E project - oil from six wells started in Q2 CY2022, 18 months after FID
- ▶ Successful infill drilling in other Block 22/12 fields further added to production during FY22
- ▶ Workovers optimise production across both projects
- ▶ High emphasis on asset integrity management across both projects



### SHAREHOLDER RETURNS

- ▶ AUD 3 cent per share capital return completed during first half
- ▶ Completed further distributions totaling AUD 3 cents per share comprised of:
  - AUD 1.65 cent per share unfranked CFI dividend
  - AUD 1.35 cent per share capital return
- ▶ Distributions represent >70% of FY22 Free Cash Flow<sup>1</sup>

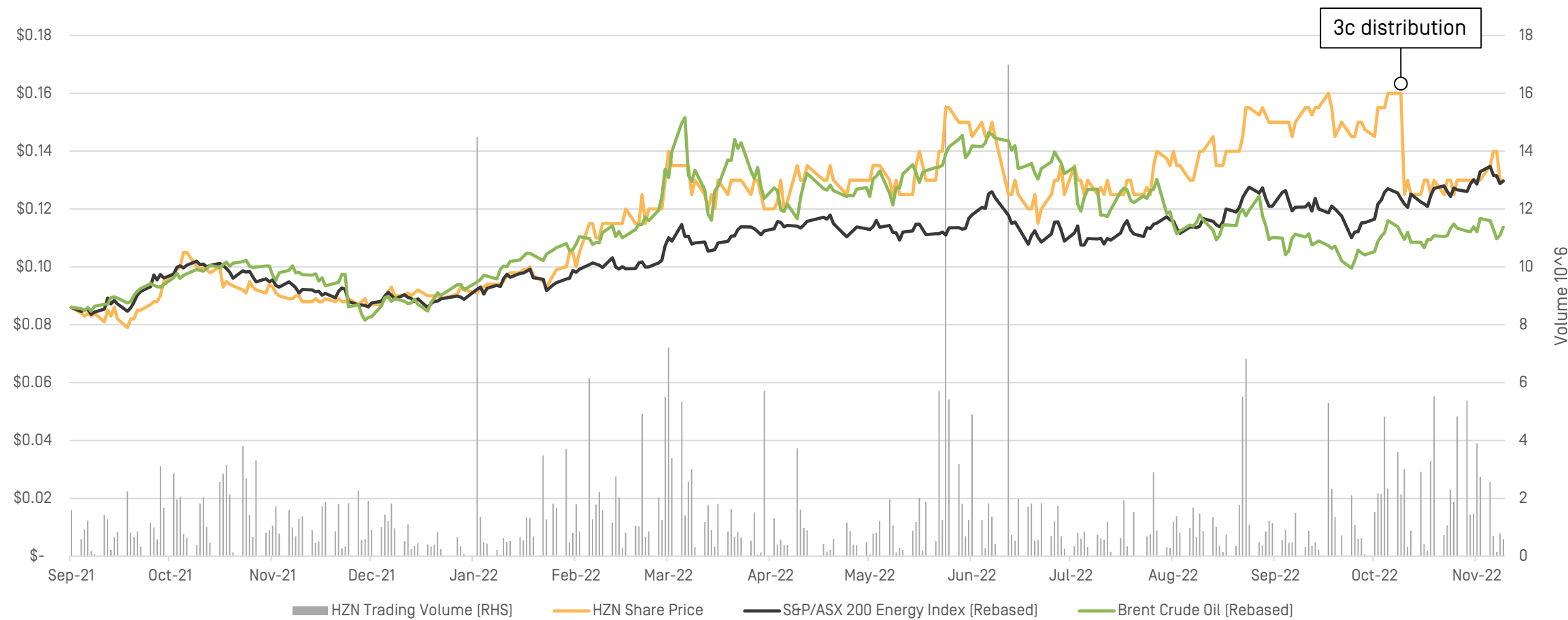


### ESG

- ▶ Strong safety record below industry benchmarks
- ▶ Zero tolerance policy on bribery and other forms of corruption
- ▶ Strive to make a positive impact in the communities where we operate
- ▶ Declared ambition to reach Net Zero Emissions by 2050, using TCFD recommendations to guide disclosures

<sup>1</sup>Free Cash Flow represents cash flows from operating activities less investing cash flows (net of acquisition payments).

# SHARE PRICE PERFORMANCE



SHARE PRICE HIGHLY LEVERAGED TO THE OIL PRICE, OUTPERFORMING THE ASX 200 ENERGY INDEX

# HORIZON'S PORTFOLIO



## CHINA, BEIBU GULF, 26.95% PRODUCTION / 55% EXPLORATION

- ▶ CNOOC [51% - Operator]
- ▶ Roc Oil [19.6%]
- ▶ Majuko Corp. [2.45%]



## NEW ZEALAND, MAARI, 26%

- ▶ OMV [69% - Operator]
- ▶ Cue Energy [5%]





# HORIZON

## CHINA





# BLOCK 22/12: RELIABLE, HIGH MARGIN PRODUCTION

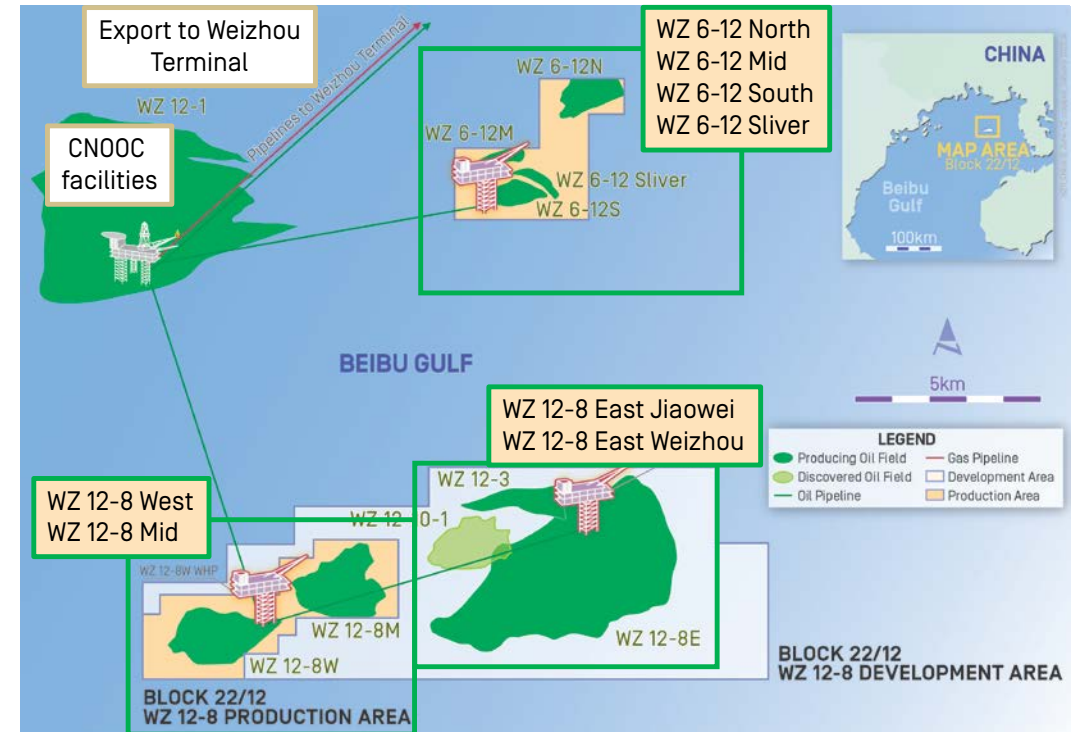


## ASSET OVERVIEW

- ▶ Block 22/12, Beibu Gulf, China, 26.95% production / 55% exploration
- ▶ JV: CNOOC [51% - Block 22/12 Operator], Roc Oil [19.6% - 12-8E Operator], Majuko Corp. [2.45%]
- ▶ Block 22/12 continues to generate approximately 70% of Horizon operating cashflow
- ▶ Low cash operating costs – approximately \$13/bbl produced over FY22
- ▶ WZ6-12 and WZ12-8W field abandonment costs prepaid into a sinking fund

## HIGHLIGHTS

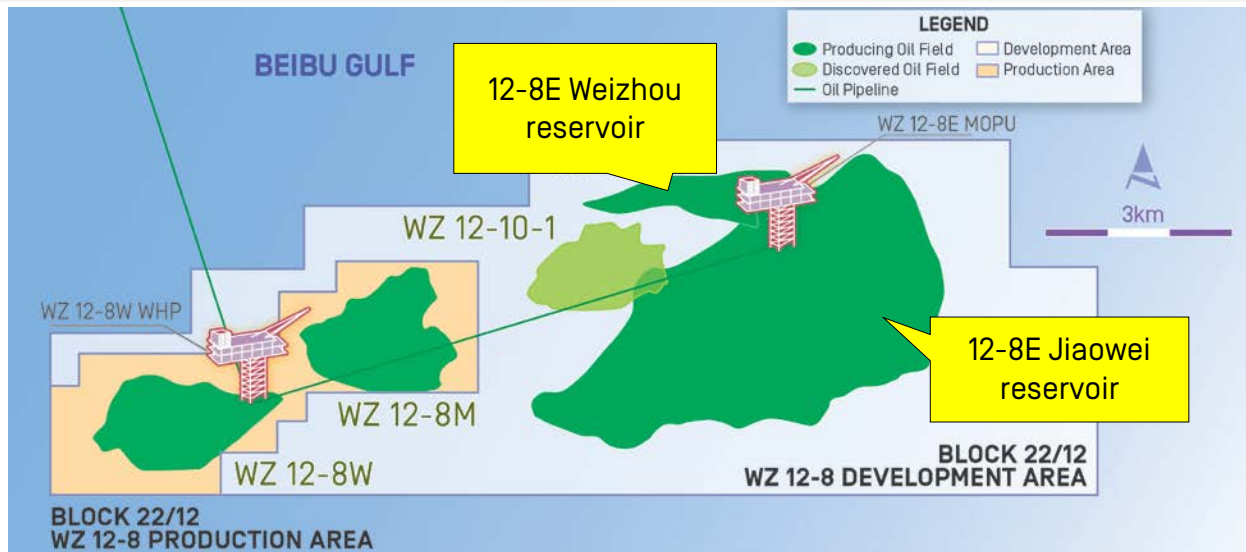
- ▶ Production 24 October was 15,337 bopd gross [Horizon net over 4,133 bopd], from 21 wells across eight discrete fields
- ▶ Production from new WZ12-8E field development commenced early April '22, WZ12-8E Phase 2 drilling commenced following successful 6-12 drilling and workover programme.
- ▶ Production rates have been maintained through a combination of near-field drilling, increased water handling and production optimisation via well workovers and continually improving operating practices
- ▶ JV is continuously identifying and evaluating infill well and infrastructure led near-field exploration opportunities which will support current production in the longer term



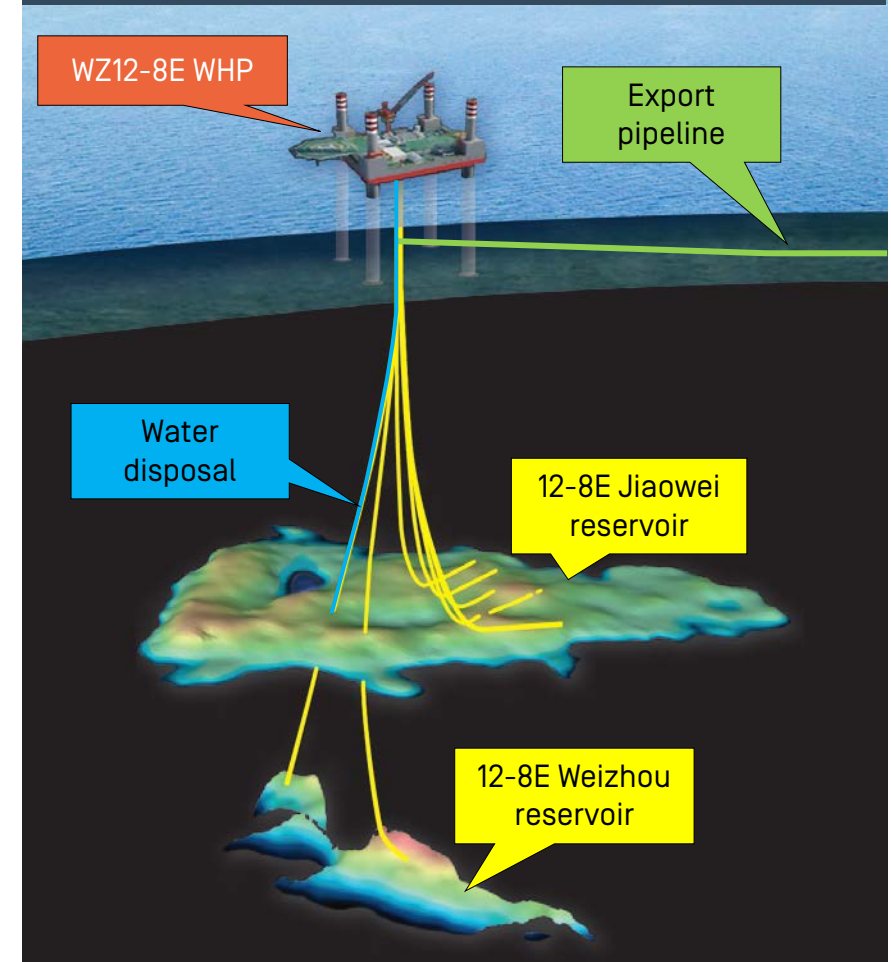
# BLOCK 22/12: WZ12-8E DEVELOPMENT PROJECT

## WZ12-8E DEVELOPMENT PROJECT

- ▶ Project commissioned and brought on to production in April 2022
- ▶ WZ12-8E Phase 1: 6 development wells and 1 water disposal well successfully drilled and completed, has contributed an average of almost 8,000 bopd gross (Horizon net ~2,000 bopd) through Aug, Sept and Oct. Phase 1 expected to contribute ~4,000bopd gross during the first year of production
- ▶ Early Phase 1 success has accelerated Phase 2, comprising between 3 and 5 wells, started early Nov and currently drilling ahead.
- ▶ HZN net 2P reserves estimate for Phases 1 & 2 - 3.1 MMbbl gross (Horizon net 0.8 MMbbl)
- ▶ Platform within tie-back distance of attractive appraisal and exploration targets



## WZ12-8E PHASE 1 DEVELOPMENT

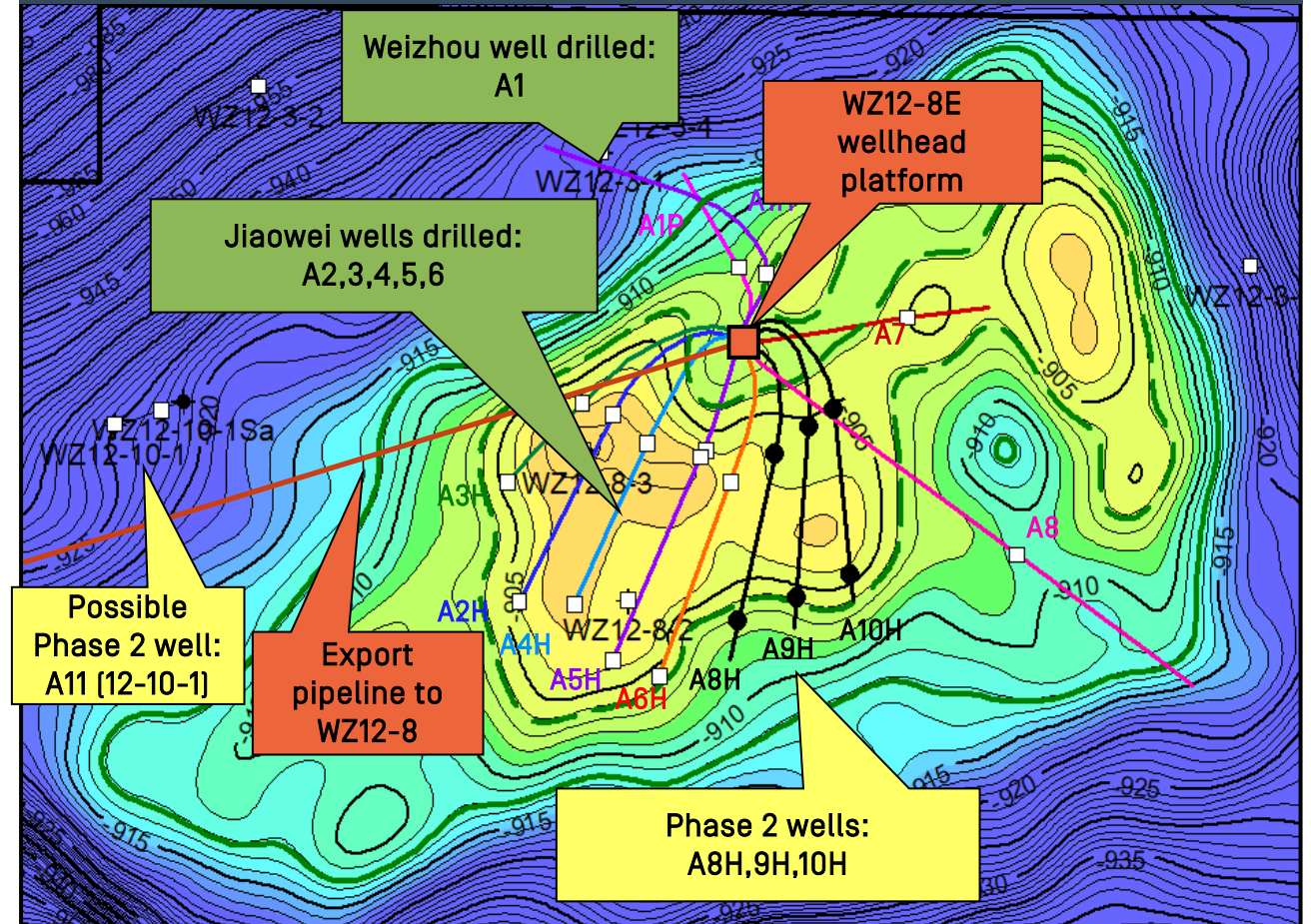


## BLOCK 22/12: WZ12-8E PHASE 2

# WZ12-8E PHASE 2

- ▶ Favourable production results from WZ12-8E Phase I development drilling programme have led to JV sanctioning a follow-on Phase 2 development drilling programme
- ▶ 3 additional Jiaowei wells proposed – A8H, A9H & A10H – with up to two additional wells considered, depending on results of the first three wells.
- ▶ Wells being drilled with the Strike rig which was used for Phase 1
- ▶ HZN net 2P reserves estimate 0.2 MMbbl [gross ~0.75 MMbbl]

## WZ12-8E PHASE 2 WELL LOCATIONS

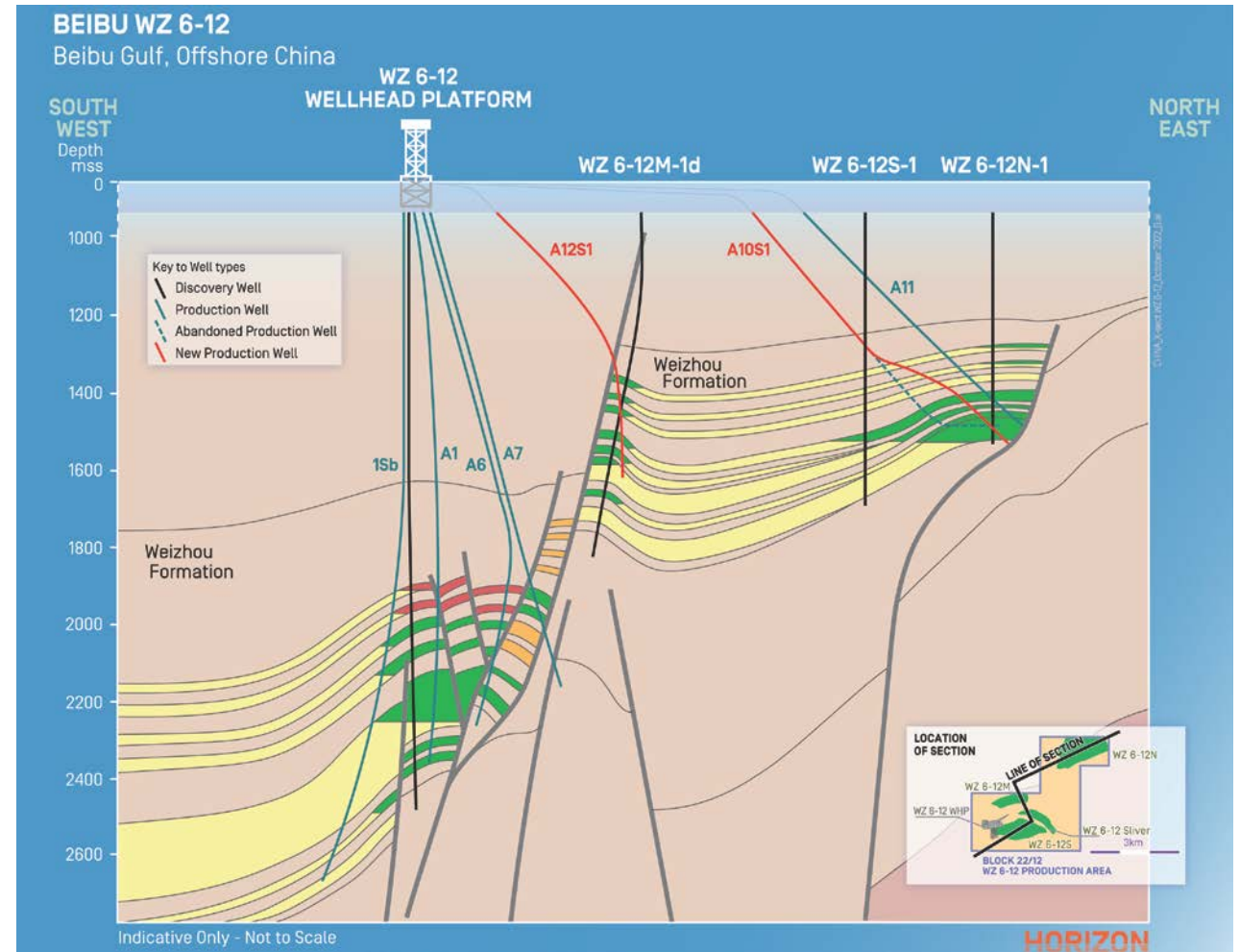


# BLOCK 22/12: WZ6-12 INFILL DRILLING & WORKOVER PROGRAMME



## WZ6-12 DRILLING AND WORKOVER PROGRAMME

- ▶ A five well workover program completed in Sept 22- successfully reinstated / enhanced production from existing WZ6-12 wells – with incremental production benefit on completion of in excess of 1,500 bopd [gross]
- ▶ 2 well infill/appraisal programme (WZ 6-12N and M1/M3 wells) successfully completed in Oct 22

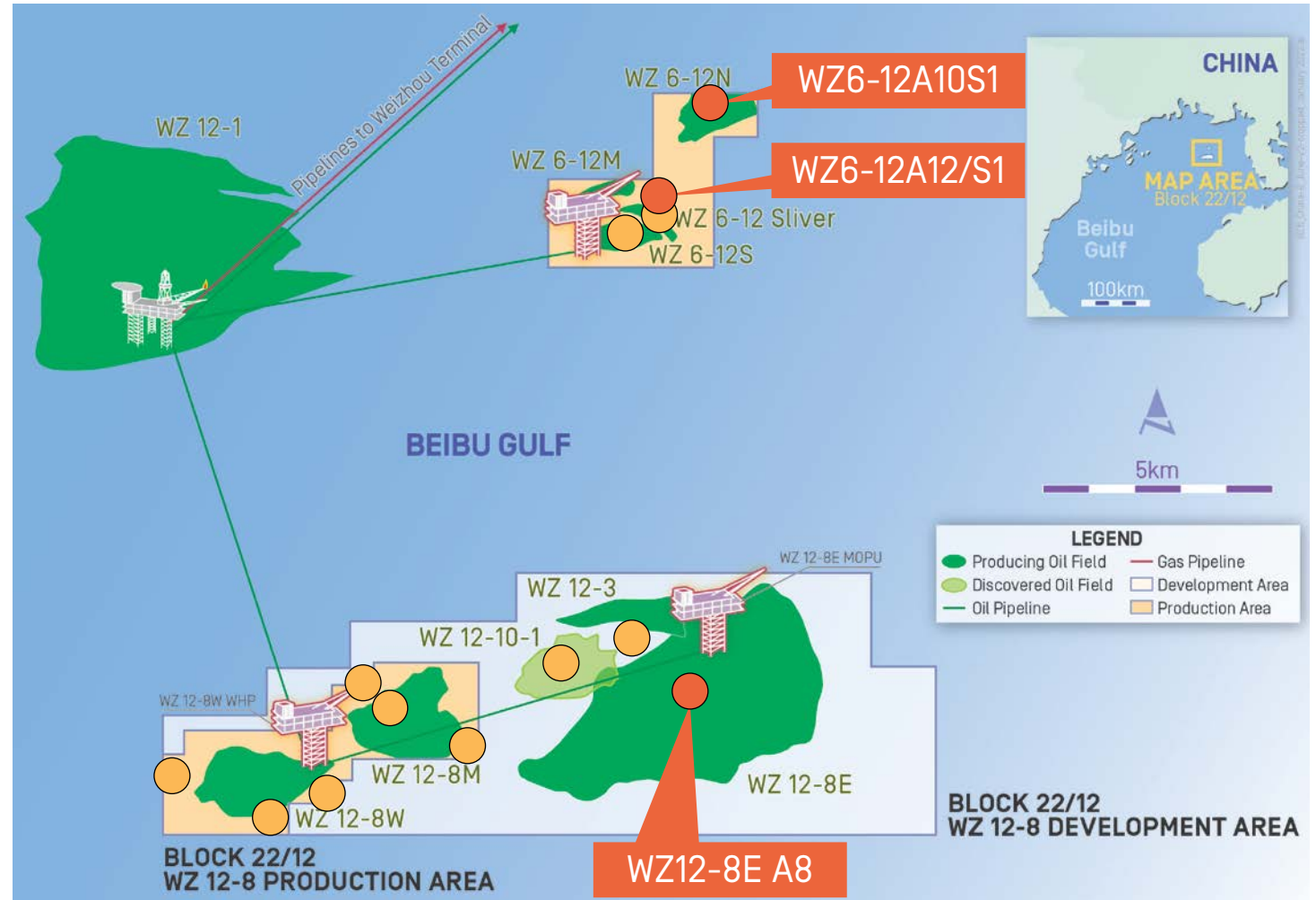




# BLOCK 22/12: INFILL, APPRAISAL & EXPLORATION OPPORTUNITIES

## WZ6-12 DRILLING AND WORKOVER PROGRAMME

- ▶ The JV has a strong portfolio of 2P, 2C and 2U infill, appraisal and infrastructure led near-field opportunities
- ▶ During 2022, significant efforts were made to accelerate development of the remaining opportunities, with a total of 14 wells drilled or approved for drilling, boosting average production rates over the last three months to mid November to in excess of 15,000 bopd gross (Horizon net in excess of 4,000 bopd)
- ▶ Efforts to further increase oil rates through water handling capacity improvements in progress
- ▶ Continued success in these opportunities will help to increase short term rates and extend plateau production into the longer term

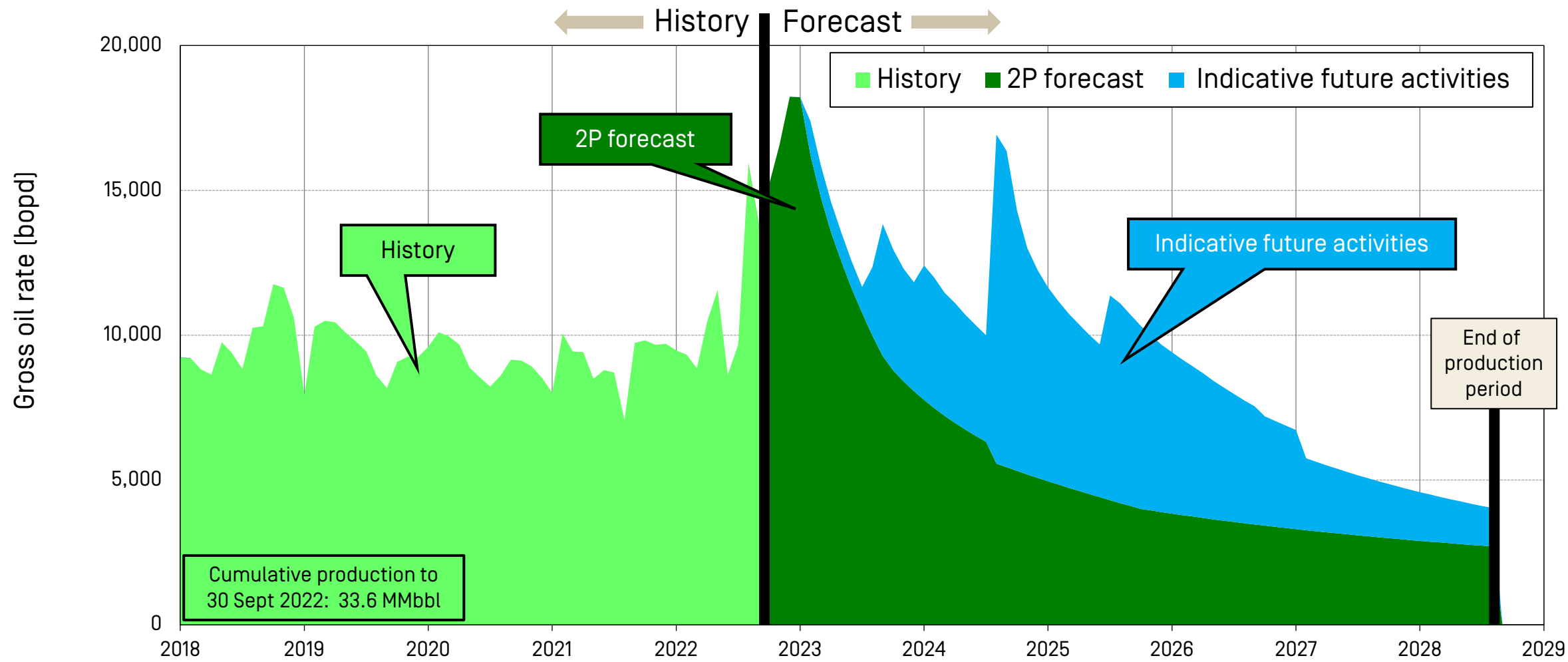


2022 completed drilling



Possible future drilling

# BLOCK 22/12: HISTORY & FORECAST [GROSS]



Future activities remain subject to JV and regulatory approvals.  
All data on this slide (history, forecast, cumulative production) is gross unless otherwise stated



# HORIZON

## NEW ZEALAND



# MAARI: STABLE PERFORMANCE

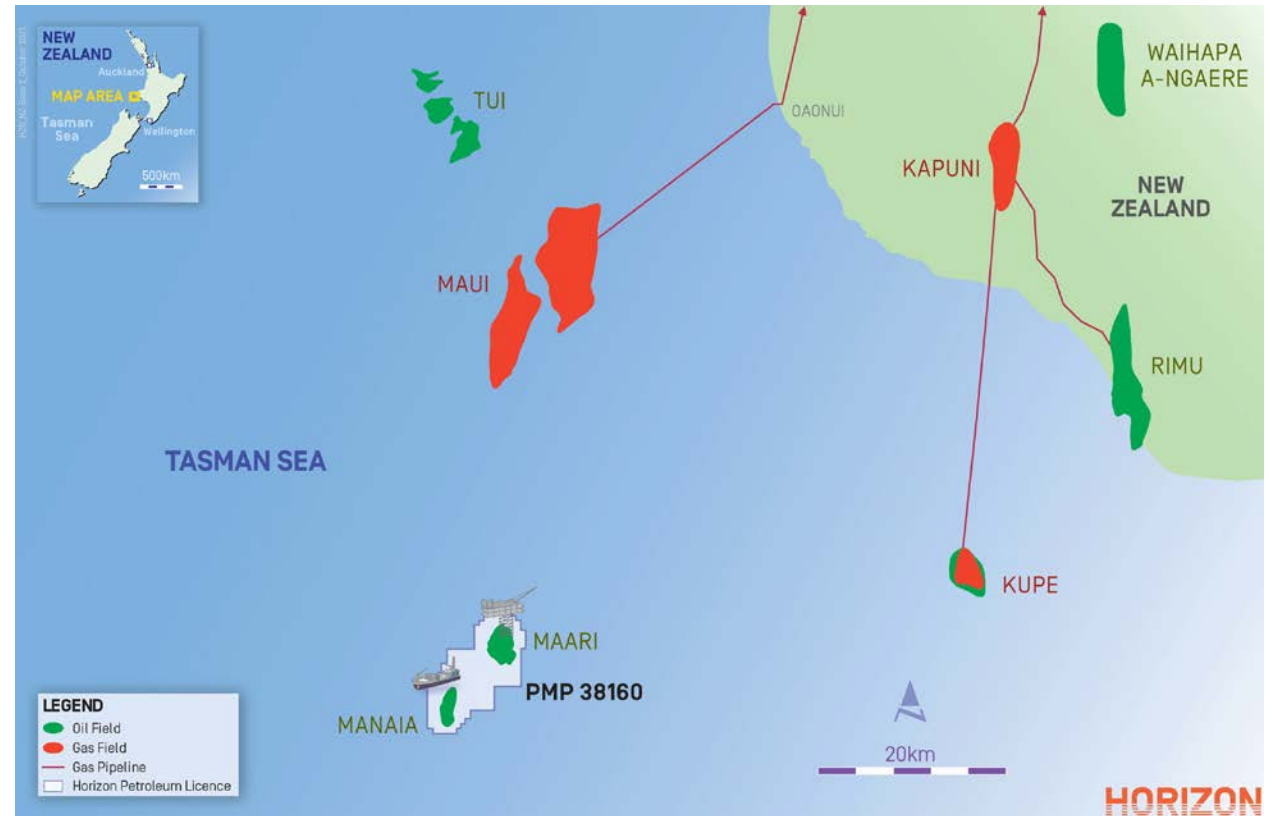


## ASSET OVERVIEW

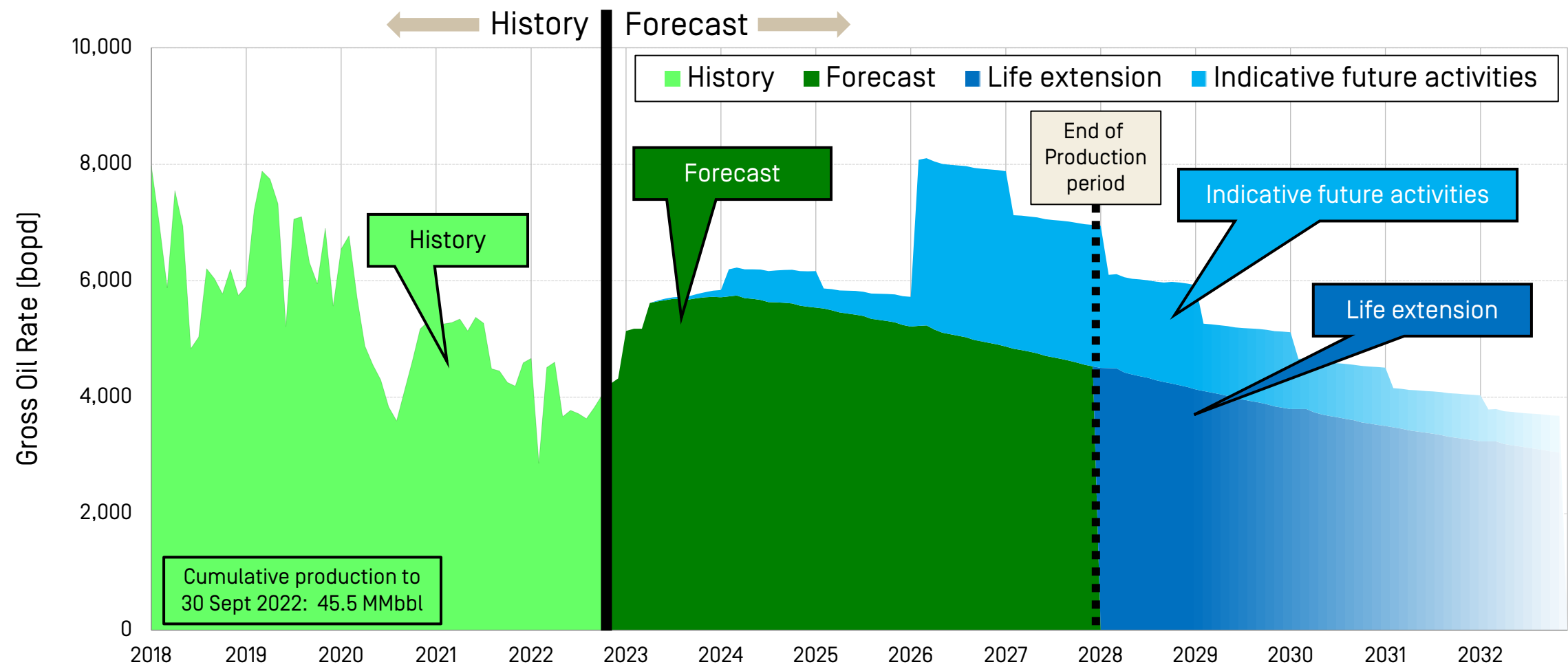
- ▶ Maari, New Zealand, 26%
- ▶ JV: OMV (69% - Operator), Cue Energy (5%)
- ▶ Maari/Manaia generates approximately 30% of Horizon operating cashflow
- ▶ Cash operating costs for FY2022 of \$28/bbl produced
- ▶ CY2022 production impacted by COVID led deferrals of workovers – wells expected to be back online shortly
- ▶ Production license and 2P reserves forecast to end of 2027, life extension planning beyond 2027 being actively considered
- ▶ Decommissioning studies and funding planning initiated

## HIGHLIGHTS

- ▶ Strong premiums received on Maari crude from deliveries into East Coast Australia oil market, reflective of increased regional oil demand.
- ▶ With the termination of the proposed divestment by OMV of their stake in the Maari Field, we look forward to continuing to work with OMV to extract maximum value from asset.

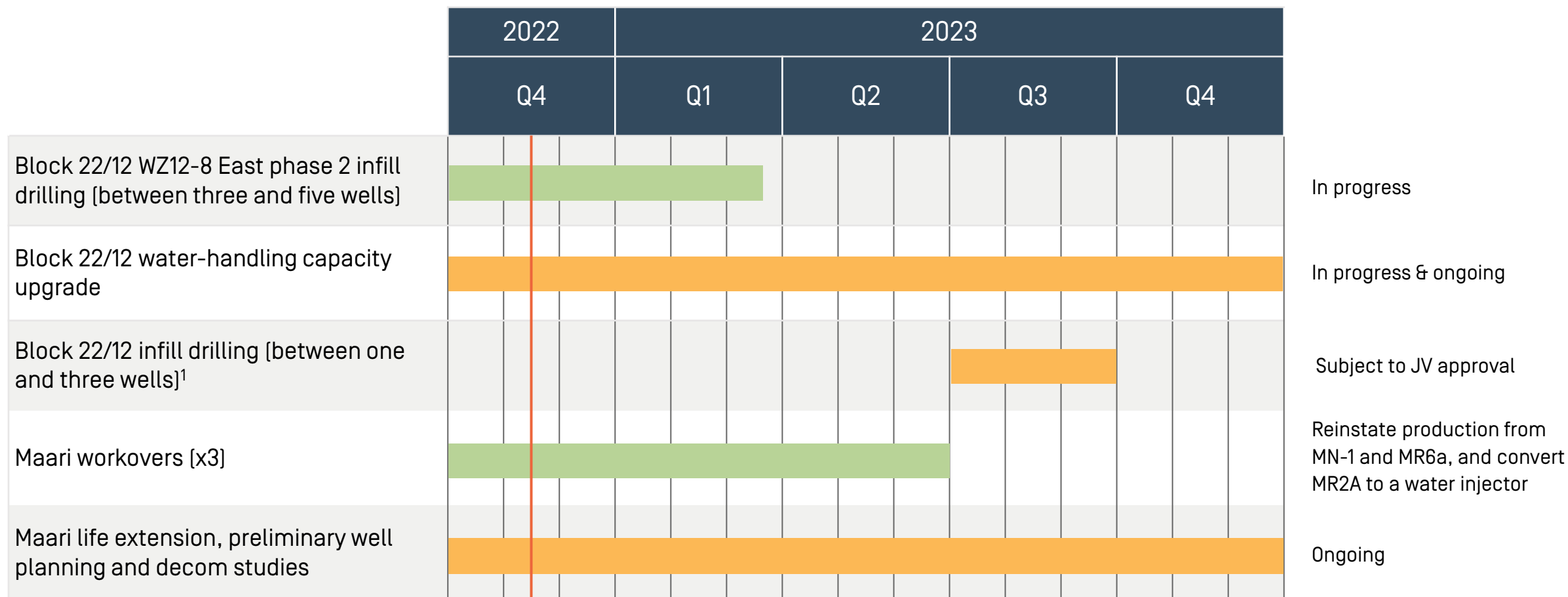


# MAARI: HISTORY & FORECAST [GROSS]



<sup>1</sup> Likely requires permit extension to be commercially viable  
Future activities remain subject to JV and regulatory approvals  
All data on this slide [history, forecast, cumulative production] is gross unless otherwise stated

# PLANS FOR THE NEXT 12 MONTHS<sup>1</sup>



<sup>1</sup>indicative only and remain subject to JV and regulatory approvals, and rig availability

# 2023 SUMMARY ACTIVITY OUTLOOK



## MAXIMISE FREE CASHFLOW<sup>1</sup>

- ▶ Recent investment in Block 22/12 WZ12-8E development – Phase 1 & 2, and WZ6-12 infill and workover programme to drive cashflow generation
- ▶ Maari MN-1, MR6a and MR2A workovers to restore and increase production
- ▶ Continued strong cost control
  - Cash operating costs to be maintained <US\$20/bbl



## FURTHER DISTRIBUTIONS TO SHAREHOLDERS

- ▶ Potential for further capital management initiatives under constant review



## CONTINUE INVESTING IN PRODUCTION GROWTH

- ▶ WZ12-8E field – commencement of project, with Phase 2 underway, delivering 0.8 MMbbl reserves
- ▶ Block 22/12 infill and appraisal opportunities being matured, and water handling upgrades being progressed
- ▶ Life extension studies to enhance Maari value
- ▶ Keeping an eye out for exceptional new business opportunities

<sup>1</sup>Free Cash Flow represents cash flows from operating activities less investing cash flows.





## CONTACTS

RICHARD BEAMENT, CEO

+61 2 9332 5000

[info@horizonoil.com.au](mailto:info@horizonoil.com.au)

Horizon Oil Limited

Level 4, 360 Kent Street

Sydney NSW 2000 Australia

[horizonoil.com.au](http://horizonoil.com.au)

