



# AURELIA METALS

Accelerating growth in the Cobar Basin

Managing Director and Chief Executive Officer  
Bryan Quinn



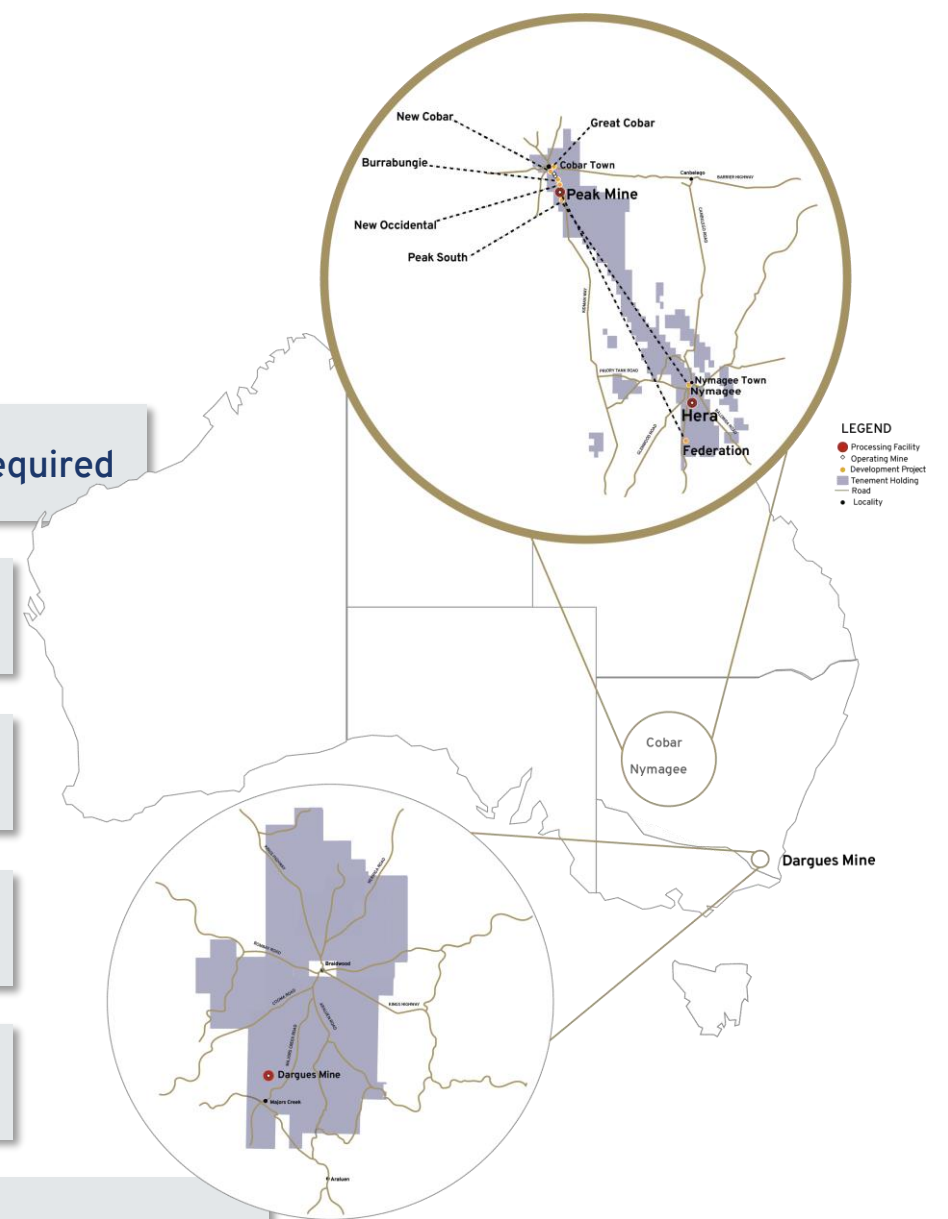
ASX Code: AMI



# UNLOCKING VALUE

Developer and operator of choice for critical base metals supporting a low carbon future and providing shareholders with superior value

- ✓ Tier 1 jurisdiction with high value infrastructure and minimal capital required
- ✓ Metals in demand now and in the future to assist global transition
- ✓ Strategic partnerships to unlock commercial options
- ✓ Aiming for lowest half of cost curve for maximum value
- ✓ Permits and land access in place, strong balance sheet
- ✓ Organic pipeline and substantial Resources offer significant upside to grow value



# RESOURCE POTENTIAL

Recent results highlight the value of the tenement package



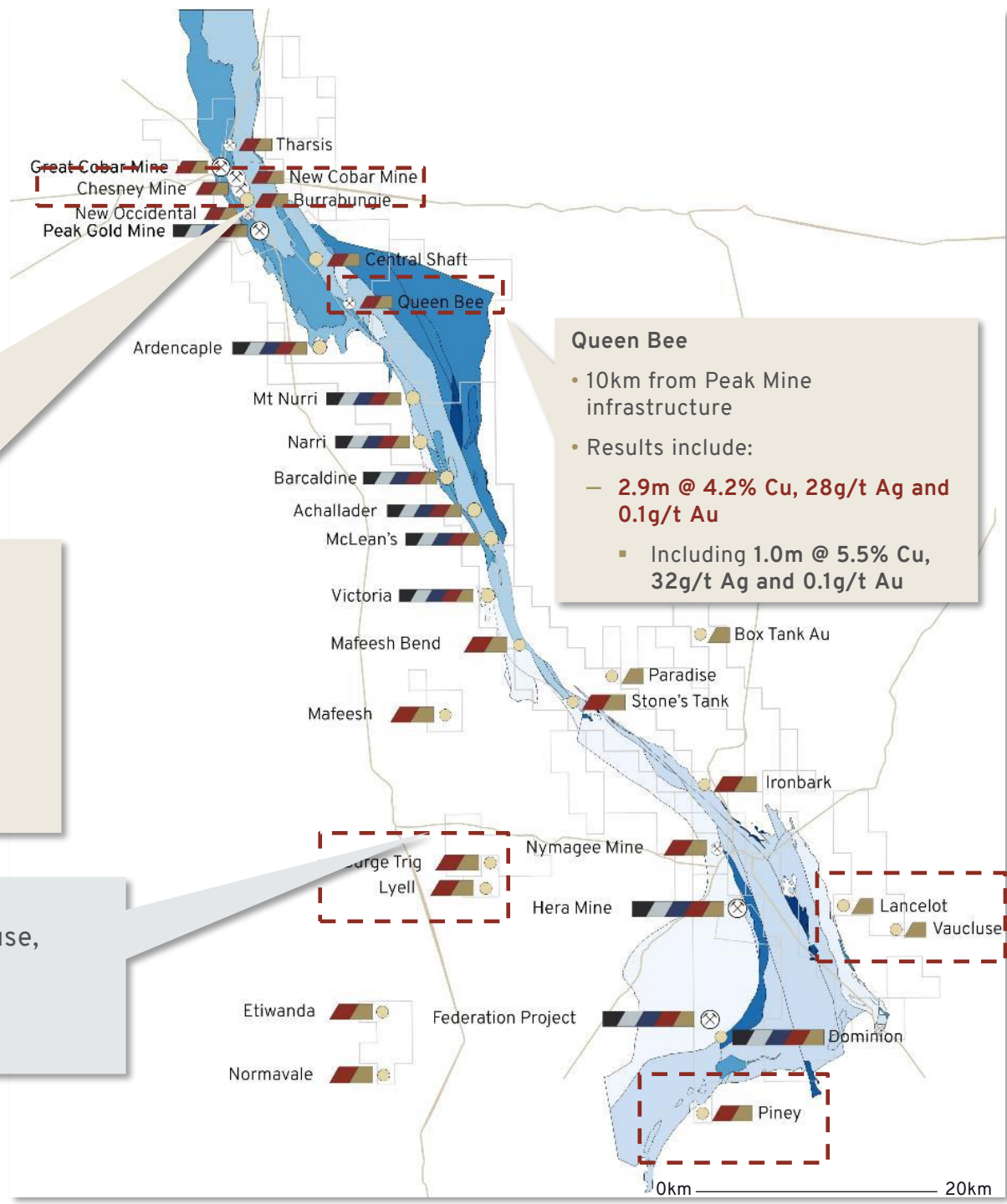
### Chesney East Gold Lens

- 10m from existing underground development
- Results include:
  - **9.0m @ 21.9g/t Au and 0.4% Cu**
  - Including 3.0m @ 61.9g/t Au and 0.2% Cu

### Burrabungie (Chesney South)

- 100m from existing underground development
- Results include:
  - **16.0m @ 1.9% Cu**
  - Including 2.0m @ 3.4% Cu
  - And 2.0m @ 3.6% Cu

- Pole-Dipole IP survey at Lancelot, Vaucluse, Piney and Lyell-Burge Trig
- All four contain high chargeability levels



**Queen Bee**

- 10km from Peak Mine infrastructure
- Results include:
  - **2.9m @ 4.2% Cu, 28g/t Ag and 0.1g/t Au**
  - Including 1.0m @ 5.5% Cu, 32g/t Ag and 0.1g/t Au

# DRIVING SUSTAINABLE VALUE

## STAKEHOLDER VALUE

### SHAREHOLDERS



- ✓ Share Price – Grow relative to peers
- ✓ Reserve Growth – Conversion of substantial Resources year-on-year
- ✓ AISC – Right size the cost base to be competitive in all price cycles

### COMMUNITY



- ✓ Improving resolution of concerns and grievances
- ✓ Encouraging regional vibrancy through social investment
- ✓ Local buying through supply chain
- ✓ Employment – 90% local at Dargues

### EMPLOYEES



- ✓ Continued improvement in safety performance
- ✓ Creating an inclusive culture that values diversity
- ✓ Engaged employees who have ownership of business outcomes

### SOCIETY



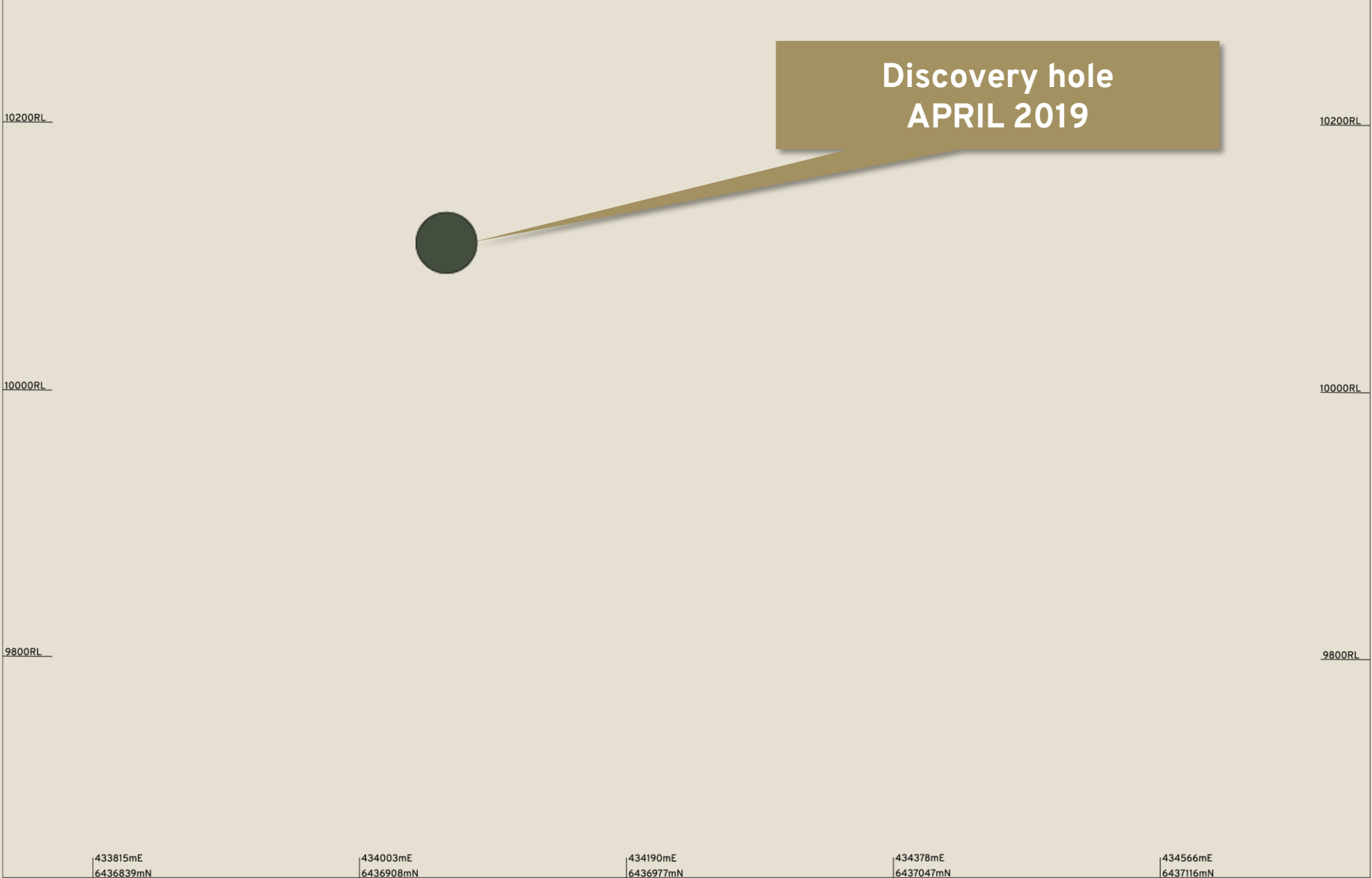
- ✓ Shift to base metals contributes to a low carbon society
- ✓ Responsible environmental stewardship – water management, land and biodiversity



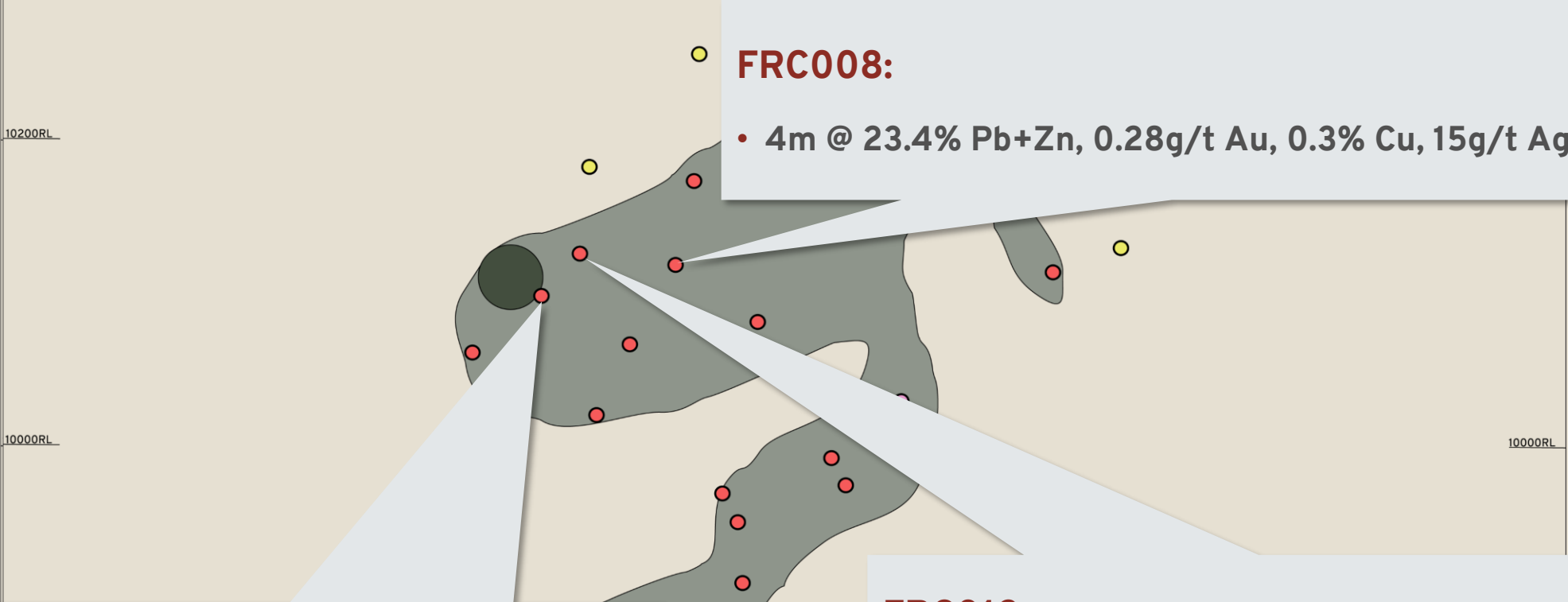
# FEDERATION

*FROM DISCOVERY HOLE TO DEVELOPMENT IN FOUR YEARS*





1. See Appendix 2



**FRC008:**

- 4m @ 23.4% Pb+Zn, 0.28g/t Au, 0.3% Cu, 15g/t Ag from 131m<sup>1</sup>

**FRC006:**

- 6m @ 7.4% Pb+Zn, 0.12g/t Au, 3g/t Ag from 228m<sup>1</sup>
- 3m @ 13.8% Pb+Zn, 0.24g/t Au, 6g/t Ag from 228m<sup>1</sup>

**FRC012:**

- 14m @ 10.1% Pb+Zn, 0.16g/t Au, 0.1% Cu, 3g/t Ag from 252m<sup>1</sup>
- 6m @ 21.1% Pb+Zn, 0.33g/t Au, 0.3% Cu, 7g/t Ag from 253m<sup>1</sup>

1. See Appendix 2

**2019 (POST DISCOVERY)**

433815mE 6436839mN	434003mE 6436908mN	434190mE 6436977mN	434378mE 6437047mN	434566mE 6437116mN
-----------------------	-----------------------	-----------------------	-----------------------	-----------------------

### FDD099:

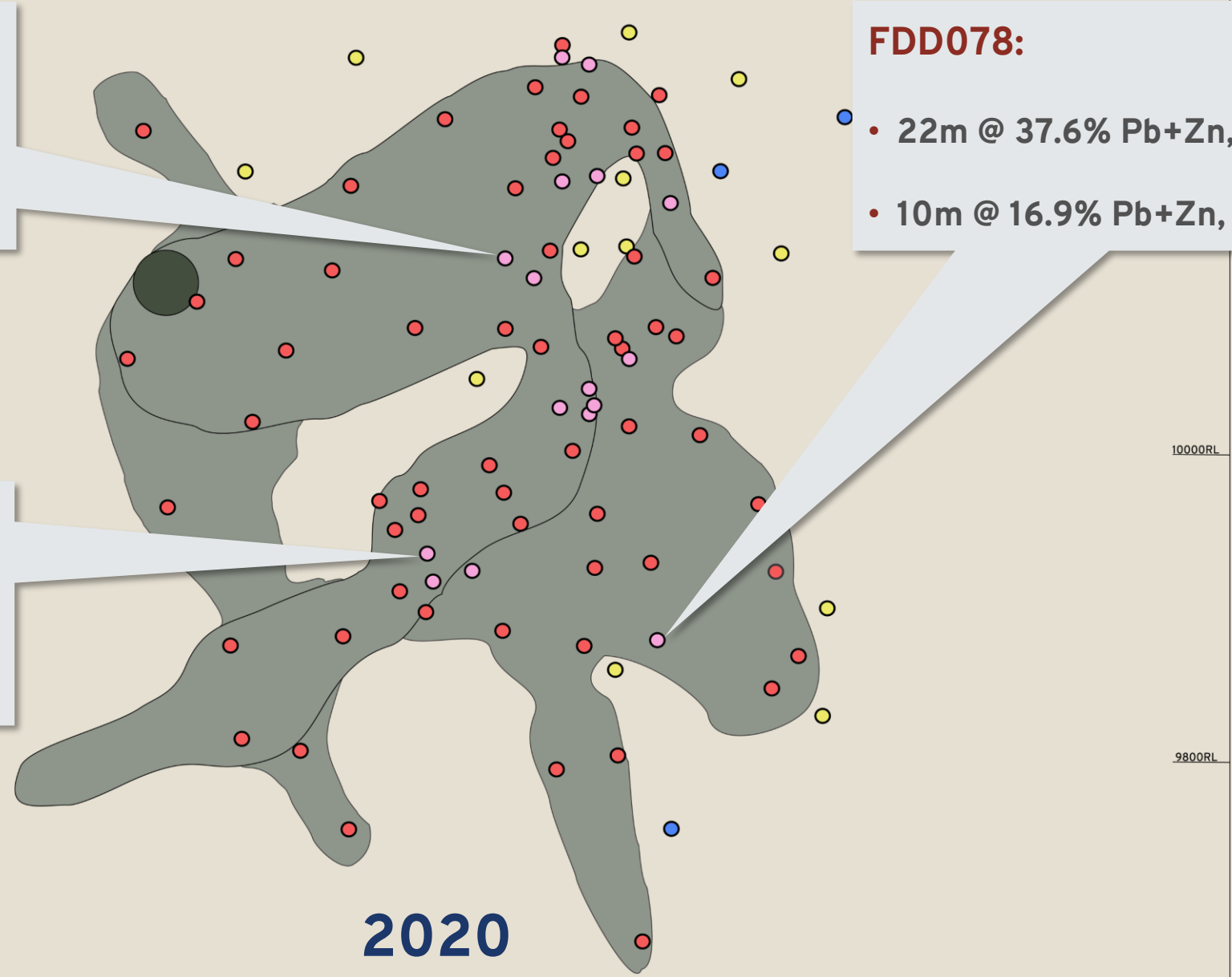
- 14.1m @ 35.0% Pb+Zn, 4.8g/t Au<sup>1</sup>
- 7.4m @ 46.5% Pb+Zn, 8.9g/t Au<sup>1</sup>

### FDD078:

- 22m @ 37.6% Pb+Zn, 0.2g/t Au<sup>1</sup>
- 10m @ 16.9% Pb+Zn, 0.1g/t Au<sup>1</sup>

### FDD107W1:

- 12m @ 36.7% Pb+Zn, 33.4g/t Au<sup>1</sup>
- 4m @ 65.2% Pb+Zn, 107.2g/t Au<sup>1</sup>



2020

1. See Appendix 2

433815mE  
6436839mN

434003mE  
6436908mN

434190mE  
6436977mN

434378mE  
6437047mN

434566mE  
6437116mN



## FDD150W2:

- 23m @ 6.8% Pb+Zn, 9.7g/t Au, 5g/t Ag, 0.4% Cu from 437m<sup>1</sup>
- 5m @ 15.0% Pb+Zn, 41.7g/t Au, 11g/t Ag, 1.5% Cu from 438m<sup>1</sup>

## FDD144:

- 8m @ 17.4% Pb+Zn, 0.2g/t Au, 16g/t Ag and 0.1% Cu from 386m<sup>1</sup>
- 3.0m @ 41.8% Pb+Zn, 0.4g/t Au, 37g/t Ag, 0.2% Cu from 386m<sup>1</sup>

## FDD150:

- 24m @ 15.0% Pb+Zn, 0.1g/t Au, 6g/t Ag and 0.4% Cu from 488.0m<sup>1</sup>
- 4.9m @ 50.4% Pb+Zn, 0.2g/t Au, 16g/t Ag & 0.7% Cu from 501.0m<sup>1</sup>

2021

### FDD188:

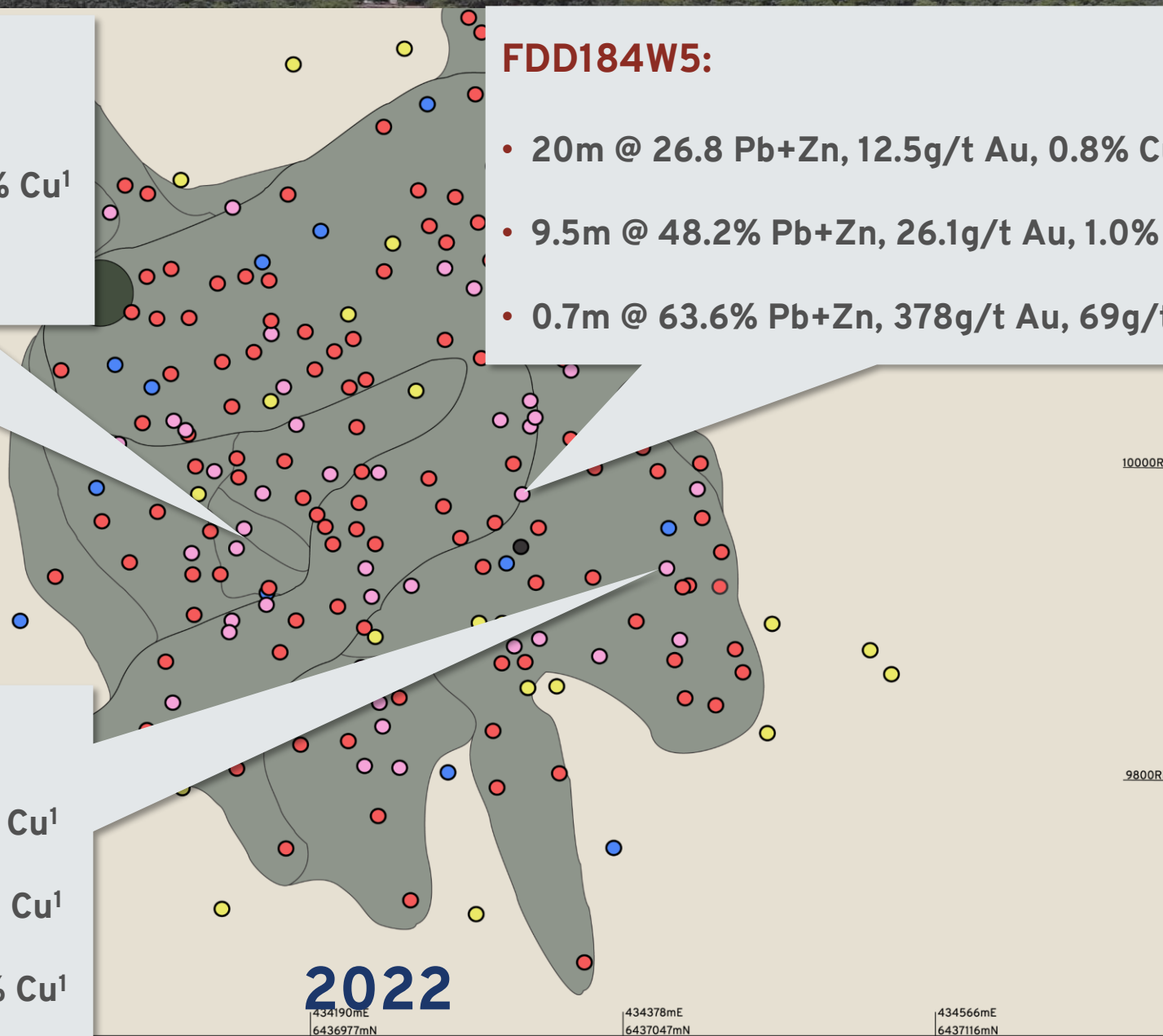
- 19.5m @ 47.6% Pb+Zn, 7.5g/t Au, 0.5% Cu<sup>1</sup>
- 2.0m @ 59.8% Pb+Zn, 56.5g/t Au<sup>1</sup>

### FDD184W5:

- 20m @ 26.8 Pb+Zn, 12.5g/t Au, 0.8% Cu<sup>1</sup>
- 9.5m @ 48.2% Pb+Zn, 26.1g/t Au, 1.0% Cu<sup>1</sup>
- 0.7m @ 63.6% Pb+Zn, 378g/t Au, 69g/t Ag, 2.8% Cu<sup>1</sup>

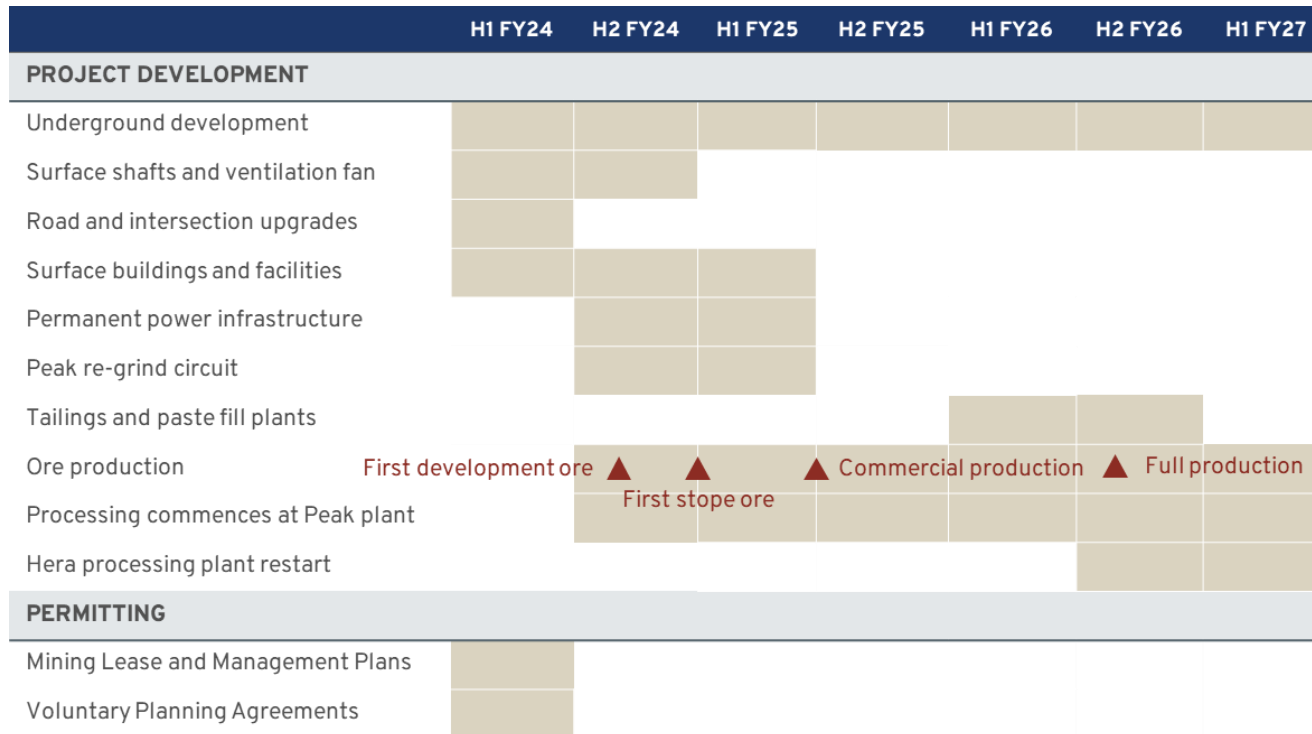
### FDD177W10:

- 19.2m @ 22.9% Pb+Zn 3.9g/t Au, 1.4% Cu<sup>1</sup>
- 11.2m @ 36.5% Pb+Zn, 6.7g/t Au, 2.3% Cu<sup>1</sup>
- 1.0m @ 40.4% Pb+Zn, 25.8g/t Au, 7.3% Cu<sup>1</sup>



# FEDERATION PROJECT TIMELINE

Decline development to resume early FY24



## Activities in progress now

- Mine development contractor remobilising
- Execution planning for Peak Mine process plant additions
- Ventilation shafts construction planning and tender works in progress
- Procurement underway for upgrades to local roads for ore transport

# GREAT COBAR

*ONE OF THE HIGHEST GRADE CU DEVELOPMENTS IN AUSTRALIA*



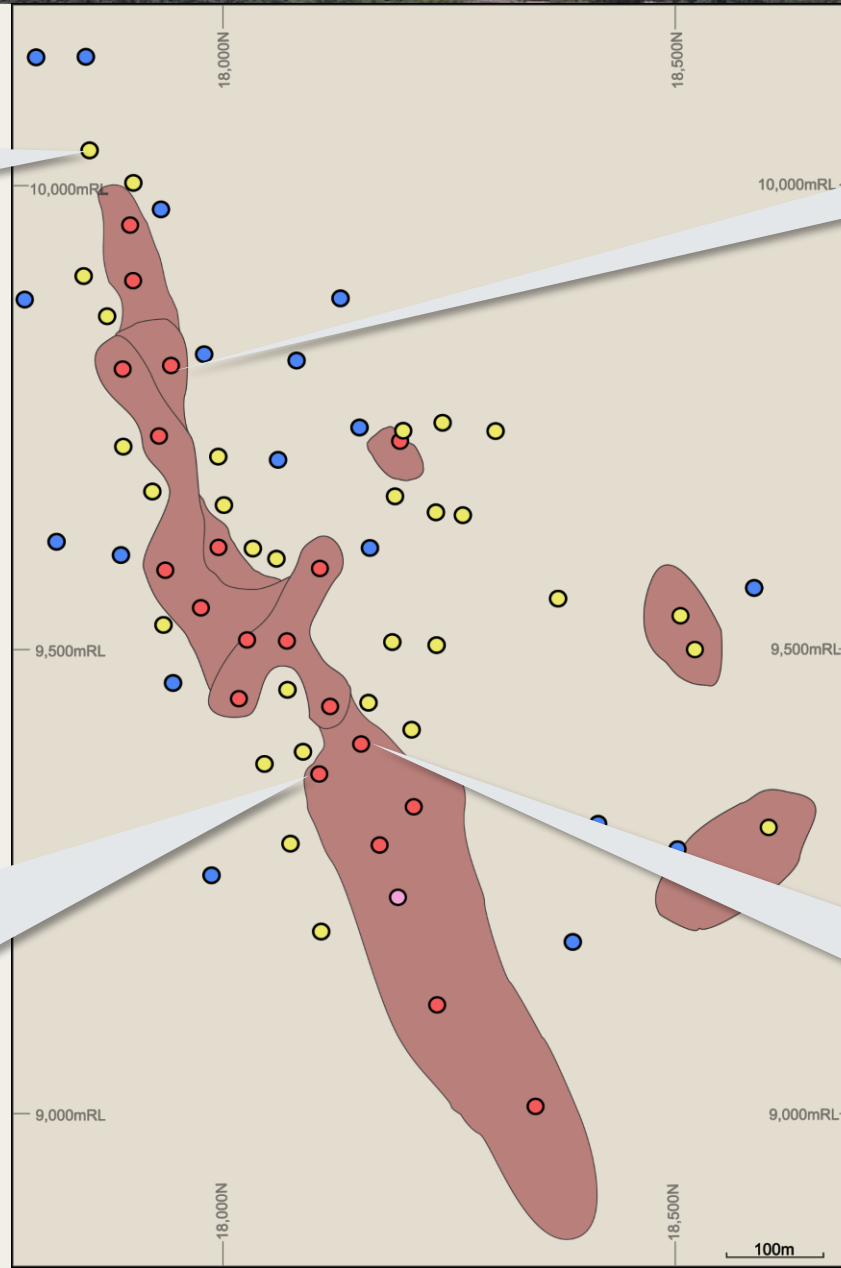
### 27A:

- 3m @ 1.4% Cu, 0.7g/t Au<sup>1</sup>

### 15A:

- 11.2m @ 2.7% Cu, 0.3g/t Au<sup>1</sup>

2020 - 2021



### 30B:

- 37m @ 2.6% Cu, 0.2g/t Au<sup>1</sup>
- 12m @ 4.2% Cu, 0.3g/t Au<sup>1</sup>
- 5.7m @ 2.5% Cu, 1g/t Au<sup>1</sup>

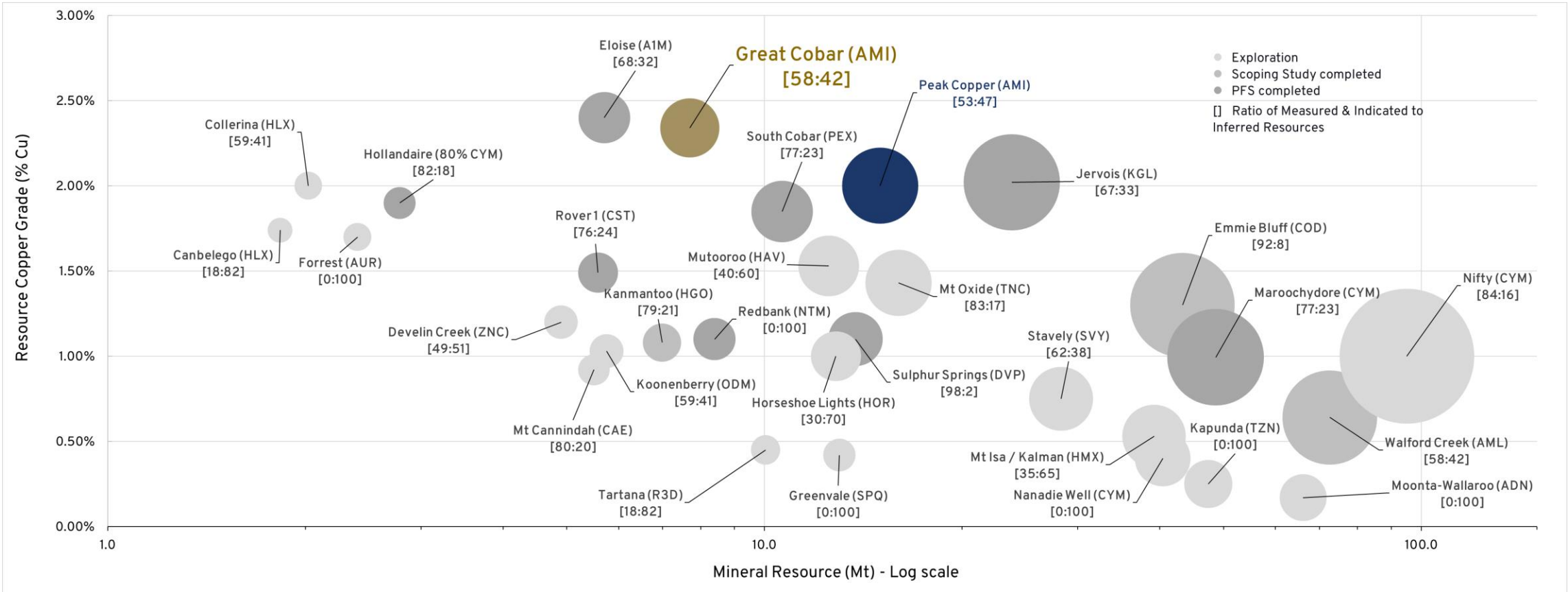
### 30A:

- 52m @ 1.4% Cu, 0.6g/t Au<sup>1</sup>
- 4.7m @ 10.8% Cu, 1.2g/t Au<sup>1</sup>

1. See Appendix 2




# COPPER DEVELOPMENT PEER COMPARISON

One of the highest-grade undeveloped copper Resources in Australia<sup>1</sup>



1. See Appendix 1

# ESTABLISHED PRODUCTION BASE

	Peak South Mine	Peak North Mine	Dargues
			
<b>Mine type</b>	Underground: Cu, Zn, Pb, Au, Ag		Underground: Au
<b>Mine life</b>	~8 years		~1.5 years
<b>FY23a</b>	Au – 36,279 oz   Cu – 2.2 kt   Zn – 13.3 kt   Pb – 14.4 kt AISC – A\$1,789/oz		Au – 36,358 oz AISC – A\$2,291/oz
<b>Resource<sup>1</sup></b>	Cu: 15Mt @ 1.1g/t Au, 2.0% Cu, 0.1% Pb, 0.1% Zn, 8g/t Ag Pb/Zn: 3.6Mt @ 2.5/t Au, 0.4% Cu, 3.8% Pb, 5.2% Zn, 22g/t Ag		N/A
<b>Reserve<sup>1</sup></b>	Cu: 1.6Mt @ 2.0g/t Au, 1.8% Cu, 0.1% Pb, 0.1% Zn, 7g/t Ag Pb/Zn: 0.9Mt @ 2.4/t Au, 0.3% Cu, 5.1% Pb, 6.0% Zn, 21g/t Ag		0.4Mt @4.0g/t
<b>Growth Options</b>	Burrabungie, Queen Bee, New Occidental, multiple regional targets		Regional targets

1. See ASX Announcement 10 October 2022 Mineral Resource and Ore Reserves Statement Update as at 30 June 2022

# SIGNIFICANT INFRASTRUCTURE RESOURCES

1.25 - 1.4Mt of processing capacity in the Cobar Basin



Peak Mine Processing Facility

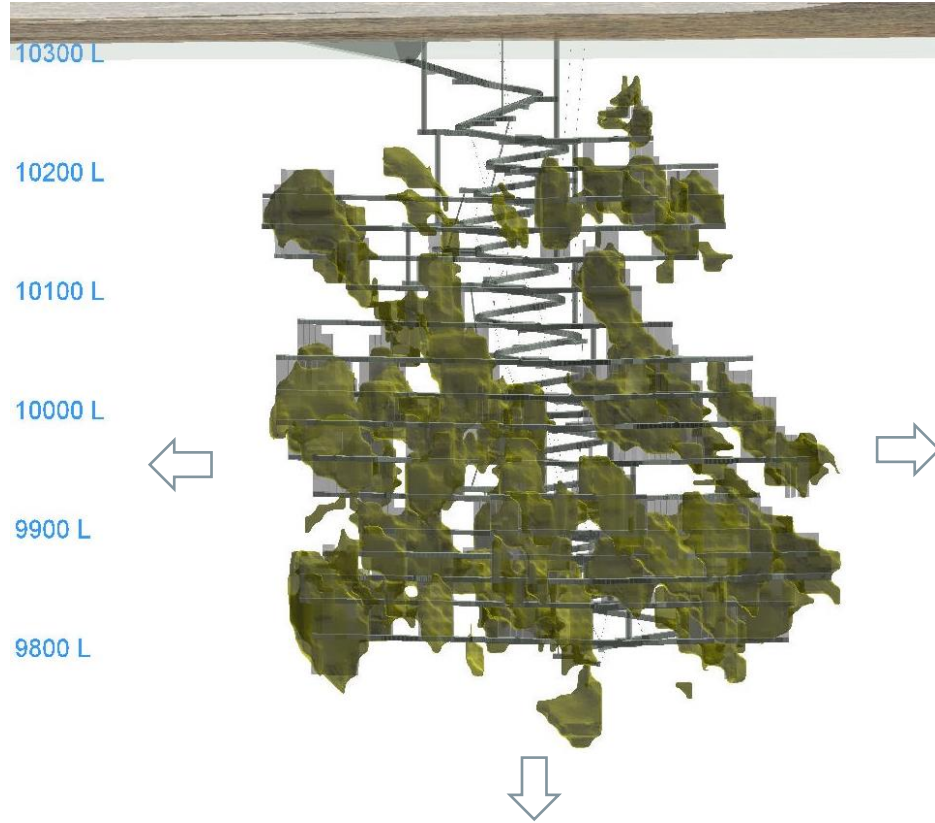


Hera Processing Facility

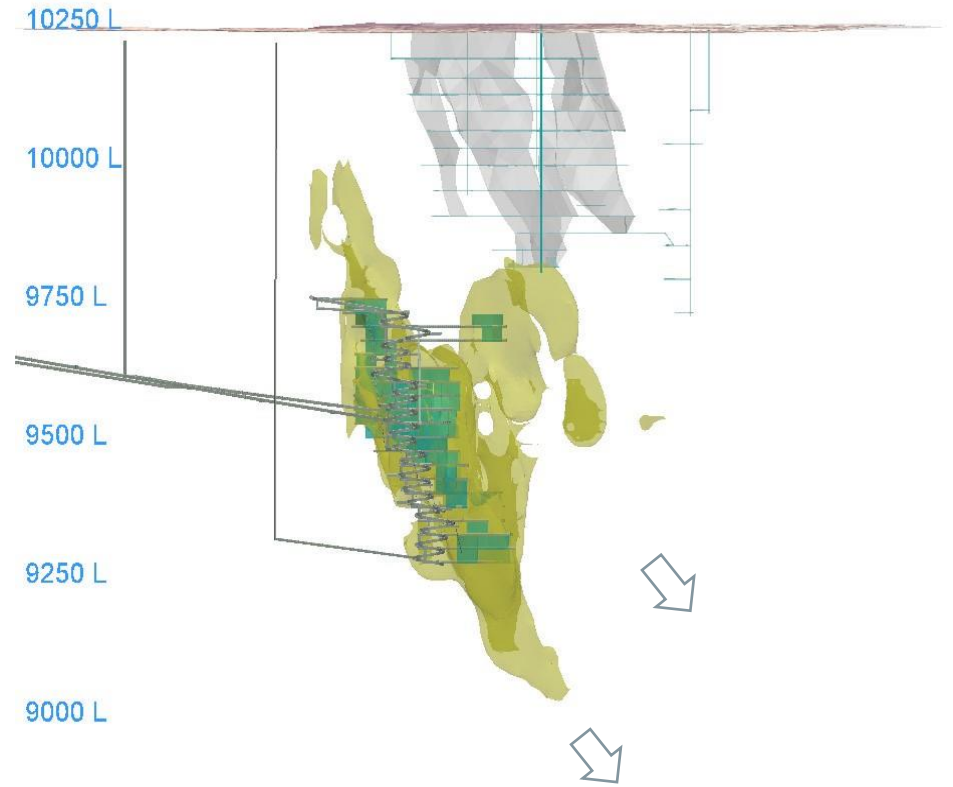


# EXPLORATION UPSIDE

Development projects remain open and subject to additional upside



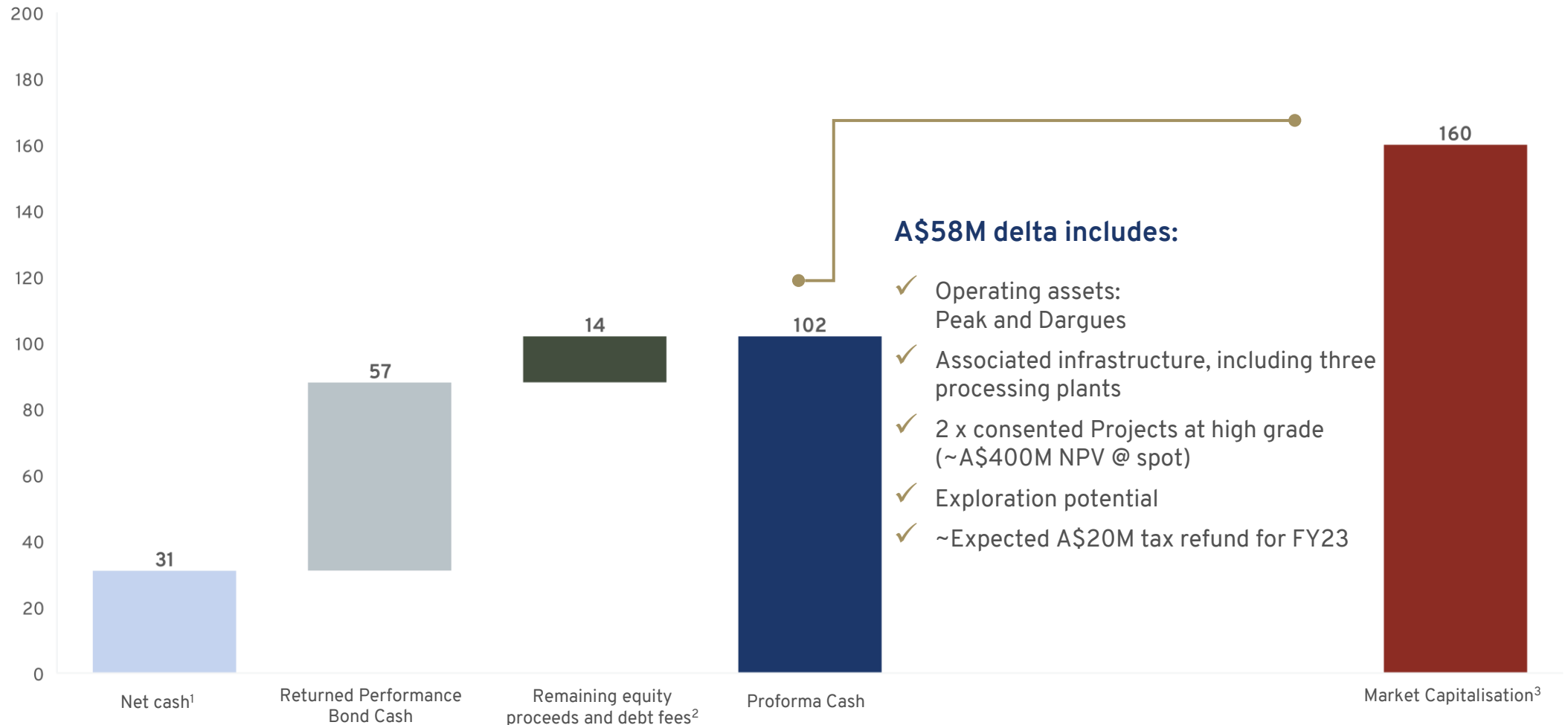
**Federation Long Section**  
Orebody remains open in multiple directions



**Great Cobar Long Section**  
Orebody remains open up-dip and at-depth

# IMPLIED VALUE VERSUS MARKET CAP

Non-cash assets valued at just A\$58M



1. As at 30 June 2023. Total cash on hand of A\$38.9M less equipment and insurance loans of A\$8.2M
2. Proceeds from Retail entitlement offer A\$16.4M less remaining fees of A\$2.5M
3. Based on closing price of \$0.095/sh on 14 July 2023

# ANY QUESTIONS?

Please come and introduce yourself



**Bryan Quinn**  
Managing Director and  
Chief Executive Officer



**Martin Cummings**  
Chief Financial  
Officer



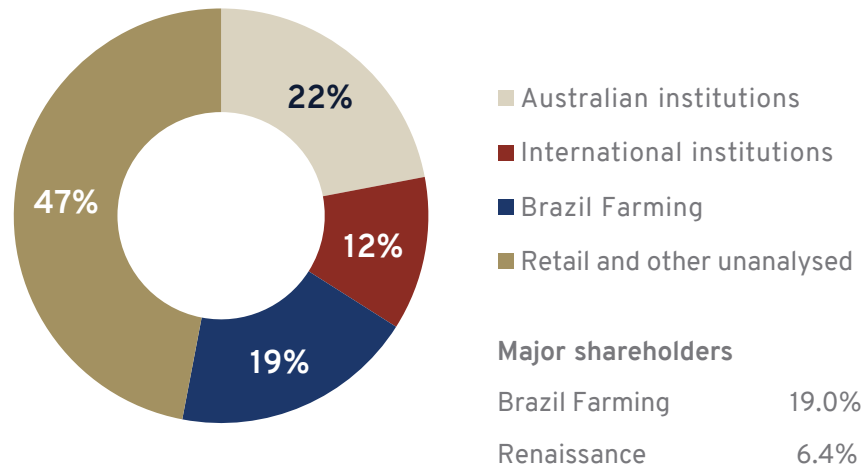
**Andrew Graham**  
General Manager  
Growth



**Kellie Schneider**  
Corporate Affairs  
Manager

# AURELIA SNAPSHOT

## Shareholder register composition



## ASX: AMI

Share price (19 July 2023)	A\$0.09
Shares on issue	1,685M
Market capitalisation	A\$158M
Net cash (30 June 2023)	A\$30.7M

## Board and management

Role	Name
Non-Executive Chairman	Peter Botten
Managing Director and CEO	Bryan Quinn
Non-Executive Directors	Lyn Brazil Susie Corlett Bruce Cox Helen Gillies Paul Harris Bob Vassie
CFO	Martin Cummings
COO	Peter Trout
Company Secretary	Rochelle Carey

# CONTACT

T: +61 7 3180 5000  
E: [office@areliametals.com.au](mailto:office@areliametals.com.au)

Level 17, 144 Edward Street  
BRISBANE QLD 4000

GPO Box 7  
BRISBANE QLD 4001

[areliametals.com](http://areliametals.com)



# APPENDIX 1: COPPER DEVELOPER PEER COMPARISON

Company	Ticker	Project	Resource (Mt)	Grade (% Cu)	Contained Copper (Mt)	Reference
AIC Mines	A1M	Eloise (A1M) [68:32]	5.7	2.40%	0.137	<a href="https://cdn-api.markitdigital.com/apiman-gateway/ASX/asx-research/1.0/file/2924-02628317-6A11351467?access_token=83ff96335c2d45a094df02a206a39ff4">https://cdn-api.markitdigital.com/apiman-gateway/ASX/asx-research/1.0/file/2924-02628317-6A11351467?access_token=83ff96335c2d45a094df02a206a39ff4</a>
Andromeda Metals	ADN	Moonta-Wallaroo (ADN) [0:100]	66.1	0.17%	0.114	<a href="https://cdn-api.markitdigital.com/apiman-gateway/ASX/asx-research/1.0/file/2924-02600788-2A1414947?access_token=83ff96335c2d45a094df02a206a39ff4">https://cdn-api.markitdigital.com/apiman-gateway/ASX/asx-research/1.0/file/2924-02600788-2A1414947?access_token=83ff96335c2d45a094df02a206a39ff4</a>
Aeon Metals	AML	Walford Creek (AML) [58:42]	72.6	0.64%	0.463	<a href="https://cdn-api.markitdigital.com/apiman-gateway/ASX/asx-research/1.0/file/2924-02643714-2A1437555?access_token=83ff96335c2d45a094df02a206a39ff4">https://cdn-api.markitdigital.com/apiman-gateway/ASX/asx-research/1.0/file/2924-02643714-2A1437555?access_token=83ff96335c2d45a094df02a206a39ff4</a>
Auris Minerals	AUR	Forrest (AUR) [0:100]	2.4	1.70%	0.04	<a href="https://cdn-api.markitdigital.com/apiman-gateway/ASX/asx-research/1.0/file/2924-02559242-6A1106305?access_token=83ff96335c2d45a094df02a206a39ff4">https://cdn-api.markitdigital.com/apiman-gateway/ASX/asx-research/1.0/file/2924-02559242-6A1106305?access_token=83ff96335c2d45a094df02a206a39ff4</a>
Cannindah Resources	CAE	Mt Cannindah (CAE) [80:20]	5.5	0.92%	0.05	<a href="https://cdn-api.markitdigital.com/apiman-gateway/ASX/asx-research/1.0/file/2924-02582751-2A1406226?access_token=83ff96335c2d45a094df02a206a39ff4">https://cdn-api.markitdigital.com/apiman-gateway/ASX/asx-research/1.0/file/2924-02582751-2A1406226?access_token=83ff96335c2d45a094df02a206a39ff4</a>
Coda Minerals	COD	Emmie Bluff (COD) [92:8]	43.3	1.30%	0.563	<a href="https://cdn-api.markitdigital.com/apiman-gateway/ASX/asx-research/1.0/file/2924-02631483-6A1136448?access_token=83ff96335c2d45a094df02a206a39ff4">https://cdn-api.markitdigital.com/apiman-gateway/ASX/asx-research/1.0/file/2924-02631483-6A1136448?access_token=83ff96335c2d45a094df02a206a39ff4</a>
Castile Resources	CST	Rover 1 (CST) [76:24]	5.6	1.49%	0.083	<a href="https://cdn-api.markitdigital.com/apiman-gateway/ASX/asx-research/1.0/file/2924-02625665-6A1133851?access_token=83ff96335c2d45a094df02a206a39ff4">https://cdn-api.markitdigital.com/apiman-gateway/ASX/asx-research/1.0/file/2924-02625665-6A1133851?access_token=83ff96335c2d45a094df02a206a39ff4</a>
Cyprum Metals	CYM	Nifty (CYM) [84:16]	95.1	1.00%	0.940	<a href="https://cdn-api.markitdigital.com/apiman-gateway/ASX/asx-research/1.0/file/2924-02628312-6A1135147?access_token=83ff96335c2d45a094df02a206a39ff4">https://cdn-api.markitdigital.com/apiman-gateway/ASX/asx-research/1.0/file/2924-02628312-6A1135147?access_token=83ff96335c2d45a094df02a206a39ff4</a>
		Maroochydore (CYM) [77:23]	48.6	0.99%	0.483	
		Nanadie Well (CYM) [0:100]	40.4	0.40%	0.162	
		Hollandaire (80% CYM) [82:18]	2.8	1.90%	0.053	
Develop Global	DVP	Sulphur Springs (DVP) [98:2]	13.8	1.10%	0.15	<a href="https://cdn-api.markitdigital.com/apiman-gateway/ASX/asx-research/1.0/file/2924-02628223-6A1135096?access_token=83ff96335c2d45a094df02a206a39ff4">https://cdn-api.markitdigital.com/apiman-gateway/ASX/asx-research/1.0/file/2924-02628223-6A1135096?access_token=83ff96335c2d45a094df02a206a39ff4</a>
Havilah Resources	HAV	Mutooro (HAV) [40:60]	12.5	1.53%	0.192	<a href="https://cdn-api.markitdigital.com/apiman-gateway/ASX/asx-research/1.0/file/2924-02613329-2A1420752?access_token=83ff96335c2d45a094df02a206a39ff4">https://cdn-api.markitdigital.com/apiman-gateway/ASX/asx-research/1.0/file/2924-02613329-2A1420752?access_token=83ff96335c2d45a094df02a206a39ff4</a>
Hillgrove Resources	HGO	Kanmantoo (HGO) [79:21]	7.0	1.08%	0.073	<a href="https://cdn-api.markitdigital.com/apiman-gateway/ASX/asx-research/1.0/file/2924-02638481-2A1434335?access_token=83ff96335c2d45a094df02a206a39ff4">https://cdn-api.markitdigital.com/apiman-gateway/ASX/asx-research/1.0/file/2924-02638481-2A1434335?access_token=83ff96335c2d45a094df02a206a39ff4</a>
Helix Resources	HLX	Collerina (HLX) [59:41]	2.0	2.00%	0.04	<a href="https://cdn-api.markitdigital.com/apiman-gateway/ASX/asx-research/1.0/file/2924-02631413-6A1136420?access_token=83ff96335c2d45a094df02a206a39ff4">https://cdn-api.markitdigital.com/apiman-gateway/ASX/asx-research/1.0/file/2924-02631413-6A1136420?access_token=83ff96335c2d45a094df02a206a39ff4</a>
		Canbelego (HLX) [18:82]	1.8	1.74%	0.032	<a href="https://cdn-api.markitdigital.com/apiman-gateway/ASX/asx-research/1.0/file/2924-02675645-6A1153947?access_token=83ff96335c2d45a094df02a206a39ff4">https://cdn-api.markitdigital.com/apiman-gateway/ASX/asx-research/1.0/file/2924-02675645-6A1153947?access_token=83ff96335c2d45a094df02a206a39ff4</a>
Hammer Metals	HMX	Mt Isa / Kalman (HMX) [35:65]	39.2	0.53%	0.208	<a href="https://cdn-api.markitdigital.com/apiman-gateway/ASX/asx-research/1.0/file/2924-02663492-6A1149053?access_token=83ff96335c2d45a094df02a206a39ff4">https://cdn-api.markitdigital.com/apiman-gateway/ASX/asx-research/1.0/file/2924-02663492-6A1149053?access_token=83ff96335c2d45a094df02a206a39ff4</a>
Horseshoe Metals	HOR	Horseshoe Lights (HOR) [30:70]	12.9	1.00%	0.129	<a href="https://cdn-api.markitdigital.com/apiman-gateway/ASX/asx-research/1.0/file/2924-02641703-6A1139999?access_token=83ff96335c2d45a094df02a206a39ff4">https://cdn-api.markitdigital.com/apiman-gateway/ASX/asx-research/1.0/file/2924-02641703-6A1139999?access_token=83ff96335c2d45a094df02a206a39ff4</a>
KGL Resources	KGL	Jervois (KGL) [67:33]	23.8	2.02%	0.48	<a href="https://cdn-api.markitdigital.com/apiman-gateway/ASX/asx-research/1.0/file/2924-02598438-2A1413853?access_token=83ff96335c2d45a094df02a206a39ff4">https://cdn-api.markitdigital.com/apiman-gateway/ASX/asx-research/1.0/file/2924-02598438-2A1413853?access_token=83ff96335c2d45a094df02a206a39ff4</a>
Odin Metals	ODM	Koonenberry (ODM) [59:41]	5.8	1.03%	0.059	<a href="https://cdn-api.markitdigital.com/apiman-gateway/ASX/asx-research/1.0/file/2924-02626415-2A1427990?access_token=83ff96335c2d45a094df02a206a39ff4">https://cdn-api.markitdigital.com/apiman-gateway/ASX/asx-research/1.0/file/2924-02626415-2A1427990?access_token=83ff96335c2d45a094df02a206a39ff4</a>
Peel Mining	PEX	South Cobar (PEX) [77:23]	10.6	1.85%	0.197	<a href="https://cdn-api.markitdigital.com/apiman-gateway/ASX/asx-research/1.0/file/2924-02623894-6A1133009?access_token=83ff96335c2d45a094df02a206a39ff4">https://cdn-api.markitdigital.com/apiman-gateway/ASX/asx-research/1.0/file/2924-02623894-6A1133009?access_token=83ff96335c2d45a094df02a206a39ff4</a>
R3D Resources	R3D	Tartana (R3D) [18:82]	10.0	0.45%	0.043	<a href="https://cdn-api.markitdigital.com/apiman-gateway/ASX/asx-research/1.0/file/2924-02629671-2A1429880?access_token=83ff96335c2d45a094df02a206a39ff4">https://cdn-api.markitdigital.com/apiman-gateway/ASX/asx-research/1.0/file/2924-02629671-2A1429880?access_token=83ff96335c2d45a094df02a206a39ff4</a>
NT Minerals	NTM	Redbank (NTM) [0:100]	8.4	1.10%	0.092	<a href="https://cdn-api.markitdigital.com/apiman-gateway/ASX/asx-research/1.0/file/2924-02576169-6A1112870?access_token=83ff96335c2d45a094df02a206a39ff4">https://cdn-api.markitdigital.com/apiman-gateway/ASX/asx-research/1.0/file/2924-02576169-6A1112870?access_token=83ff96335c2d45a094df02a206a39ff4</a>
Superior Resources	SPQ	Greenvale (SPQ) [0:100]	13.0	0.42%	0.053	<a href="https://cdn-api.markitdigital.com/apiman-gateway/ASX/asx-research/1.0/file/2924-02592273-2A1410463?access_token=83ff96335c2d45a094df02a206a39ff4">https://cdn-api.markitdigital.com/apiman-gateway/ASX/asx-research/1.0/file/2924-02592273-2A1410463?access_token=83ff96335c2d45a094df02a206a39ff4</a>
Stavely Minerals	SVY	Stavely (SVY) [62:38]	28.3	0.75%	0.213	<a href="https://cdn-api.markitdigital.com/apiman-gateway/ASX/asx-research/1.0/file/2924-02632377-6A1136792?access_token=83ff96335c2d45a094df02a206a39ff4">https://cdn-api.markitdigital.com/apiman-gateway/ASX/asx-research/1.0/file/2924-02632377-6A1136792?access_token=83ff96335c2d45a094df02a206a39ff4</a>
Terramin Australia	TZN	Kapunda (TZN) [0:100]	47.4	0.25%	0.119	<a href="https://cdn-api.markitdigital.com/apiman-gateway/ASX/asx-research/1.0/file/2924-02551270-2A1389757?access_token=83ff96335c2d45a094df02a206a39ff4">https://cdn-api.markitdigital.com/apiman-gateway/ASX/asx-research/1.0/file/2924-02551270-2A1389757?access_token=83ff96335c2d45a094df02a206a39ff4</a>
True North Copper	TNC	Mt Oxide (TNC) [83:17]	16.0	1.43%	0.229	<a href="https://cdn-api.markitdigital.com/apiman-gateway/ASX/asx-research/1.0/file/2924-02648858-2A1440348?access_token=83ff96335c2d45a094df02a206a39ff4">https://cdn-api.markitdigital.com/apiman-gateway/ASX/asx-research/1.0/file/2924-02648858-2A1440348?access_token=83ff96335c2d45a094df02a206a39ff4</a>
Zenith Minerals	ZNC	Develin Creek (ZNC) [49:51]	4.9	1.20%	0.059	<a href="https://cdn-api.markitdigital.com/apiman-gateway/ASX/asx-research/1.0/file/2924-02625357-6A1133664?access_token=83ff96335c2d45a094df02a206a39ff4">https://cdn-api.markitdigital.com/apiman-gateway/ASX/asx-research/1.0/file/2924-02625357-6A1133664?access_token=83ff96335c2d45a094df02a206a39ff4</a>
Aurelia Metals	AMI	Great Cobar (AMI) [58:42]	7.7	2.34%	0.180	<a href="https://cdn-api.markitdigital.com/apiman-gateway/ASX/asx-research/1.0/file/2924-02580065-2A1404796?access_token=83ff96335c2d45a094df02a206a39ff4">https://cdn-api.markitdigital.com/apiman-gateway/ASX/asx-research/1.0/file/2924-02580065-2A1404796?access_token=83ff96335c2d45a094df02a206a39ff4</a>
		Peak Copper (AMI) [53:47]	15.0	2.00%	0.300	

## APPENDIX 2: INTERCEPTS ON PRECEDING SLIDES

### FEDERATION

In relation to slide 7 (FRC006, FRC008, FRC012) see ASX Announcement released on 6 May 2019 'Discovery at Federation prospect south of Hera'.

In relation to slide 8 (FDD078) see ASX Announcement released 3 June 2020 'Group Exploration Update'.

In relation to slide 8 (FDD099) see ASX Announcement released 30 November 2020 'Group Exploration Update'.

In relation to slide 8 (FDD107W1) see ASX Announcement released 16 December 2020 'Exploration Update - Federation'.

In relation to slide 9 (FDD144, FDD150, FDD150W2) see ASX Announcement released 12 October 2021 'High Grade Footprint grows at Federation'.

In relation to slide 10 (FDD177W10, FDD184W5, FDD188) see ASX Announcement released 15 August 2022 'Spectacular intercepts at Federation'.

### GREAT COBAR

In relation to slide 13 see ASX Announcement released 12 October 2021 'Exceptional new copper results at Great Cobar'.