



# Strategically Important Nickel Assets in WA

Diggers & Dealers Presentation  
8 August 2023

# DISCLAIMER



This presentation is for information purposes only. It has been prepared for the purpose of providing general information about Poseidon Nickel Limited ("Poseidon"). It should not be considered as an offer, invitation, solicitation or recommendation to subscribe for or purchase any securities in Poseidon in any jurisdiction. It is not recommended that any person makes an investment decision in relation to Poseidon in reliance on this presentation material. This presentation does not constitute financial product advice and has been prepared without taking into account the recipient's investment objectives, financial circumstances or particular needs and the opinions and recommendations in this presentation are not intended to represent recommendations of particular investments to particular persons. Recipients should seek professional advice when deciding if an investment is appropriate. All securities transactions involve risks, which include (among others) the risk of adverse or unanticipated market, financial or political developments.

This presentation contains forecasts and forward-looking statements. Such statements are predictions only based on available data which may be unreliable and is subject to inherent risks and uncertainties. Investors are cautioned that forward-looking statements are not guarantees of future performance and accordingly investors are cautioned not to put undue reliance on forward-looking statements due to the inherent uncertainty therein, which could cause actual values, results, performances or achievements to differ materially from those expressed, implied or projected in this presentation.

This overview does not purport to be all-inclusive or to contain all information which its recipients may require in order to make an informed assessment of the project prospects. Each of Poseidon, its officers, employees and advisers expressly disclaims any responsibility for the accuracy or completeness of the material contained in this presentation and excludes all liability, direct, indirect or consequential for any loss or damage which may be suffered by any person as a consequence of any information in this presentation or any error or omission therefrom. Poseidon accepts no responsibility to update any person regarding any inaccuracy, omission or change in information in this presentation.

## COMPETENT PERSON STATEMENTS

The information in this presentation that relates to Geology and Mineral Resources is based on information compiled and/or reviewed by Mr John Hicks, who is a Member of the Australasian Institute of Mining and Metallurgy. Mr Hicks has sufficient experience which is relevant to the style of mineralisation and the deposit under consideration, and to the activity which he is undertaking to qualify as a Competent Person as defined in the 2012 edition of the Australasian Code for Reporting of Exploration Results, Mineral Resources and Ore Reserves (the JORC Code). Mr Hicks is Chief Geological Consultant of the Company. Mr Hicks is taking responsibility for the quality of the resource estimation data and the collection and processing of the 2023 resource estimation data. Details for the Competent Persons responsible for the individual Mineral Resource estimates are disclosed in the respective Mineral Resource estimates contained in the report.

The information in this presentation that relates to metallurgical testwork, process opex and process plant capex is based on information compiled and/or reviewed by Mr Peter Allen, who is a Member of the Australasian Institute of Mining and Metallurgy. Mr Allen has sufficient experience which is relevant to the metallurgy and processing method under consideration, to qualify as a Competent Person as defined in the JORC Code. Mr Allen is a full-time employee of GR Engineering Services Limited. Mr Allen has consented to the inclusion in the report of the matters based on his information in the form and context, which it appears.

The information in this presentation that relates to open pit mining methods and open pit Ore Reserve is based on information compiled and/or reviewed by Mr Craig Mann, who is a Member of the Australasian Institute of Mining and Metallurgy. Mr Mann has sufficient experience which is relevant to the mining methods and modifying factors under consideration, to qualify as a Competent Person as defined in the JORC Code. Mr Mann is a full-time employee of Entech Pty Ltd. Mr Mann has consented to the inclusion in the report of the matters based on his information in the form and context, which it appears.

The information in this presentation that relates to underground mining methods and underground Ore Reserves for Silver Swan and Golden Swan is based on information compiled and/or reviewed by Mr Charles Walker, who is a Member of the Australasian Institute of Mining and Metallurgy. Mr Walker has sufficient experience which is relevant to the mining methods and modifying factors under consideration, to qualify as a Competent Person as defined in the JORC Code. Mr Walker is a full-time employee of

Entech Pty Ltd. Mr Walker has consented to the inclusion in the report of the matters based on his information in the form and context, which it appears.

The information in this report which relates to the Lake Johnston Mineral Resource is based on, and fairly represents, information compiled by Mr Steve Warriner, Chief Geologist, who was a full-time employee at Poseidon Nickel, and is a Member of The Australian Institute of Geoscientists and Mr David Reid who is a full-time employee of Golder Associates Pty Ltd and is a Fellow of the Australasian Institute of Mining and Metallurgy. Steve Warriner and David Reid have sufficient experience which is relevant to the style of mineralisation and the deposit under consideration, and to the activity which they are undertaking to qualify as a Competent Person as defined in the 2012 edition of the Australasian Code for Reporting of Exploration Results, Mineral Resources and Ore Reserves (the JORC Code). Mr Warriner and Mr Reid consented to the inclusion in the report of the matters based on his information in the form and context, which it appears.

The information in the updated Gold Tailings Project which relates to Mineral Resources is based upon details compiled by Ian Glacken, who is a Fellow of the Australasian Institute of Mining and Metallurgy and the Australian Institute of Geoscientists. Ian Glacken is an employee of Optiro Pty Ltd and has sufficient experience which is relevant to the style of mineralisation and the deposit under consideration, and to the activity which he is undertaking to qualify as a Competent Person as defined in the 2012 edition of the Australasian Code for Reporting of Exploration Results, Mineral Resources and Ore Reserves (the JORC Code). Mr Glacken consented to the inclusion in the report of the matters based on his information in the form and context, which it appears.

The Company is not aware of any new information or data that materially affects the information in the relevant market announcements. All material assumptions and technical parameters underpinning the estimates in the relevant market announcements continue to apply and have not materially changed.

The Australian Securities Exchange has not reviewed and does not accept responsibility for the accuracy or adequacy of this release

## FORWARD LOOKING STATEMENTS

This release contains certain forward looking statements including nickel production targets. Often, but not always, forward looking statements can generally be identified by the use of forward-looking words such as "may", "will", "except", "intend", "plan", "estimate", "anticipate", "continue", and "guidance", or other similar words and may include, without limitation, statements regarding plans, strategies and objectives of management, anticipated production and expected costs. Indications of, and guidance on future earnings, cash flows, costs, financial position and performance are also forward-looking statements

Forward looking statements, opinions and estimates included in this announcement are based on assumptions and contingencies which are subject to change, without notice, as are statements about market and industry trends, which are based on interpretation of current market conditions. Forward looking statements are provided as a general guide only and should not be relied on as a guarantee of future performance.

Forward looking statements may be affected by a range of variables that could cause actual results or trends to differ materially. These variations, if materially adverse, may affect the timing or the feasibility and potential development of the Golden Swan underground mine.

# POSEIDON HAS 422kt OF NICKEL & TWO MILLS



## BLACK SWAN NICKEL PROJECT

- Resources of **222kt Ni<sup>1</sup>**
- 2.2Mtpa mill
- BFS Nov 2022
- Offtake and debt well advanced
- **Exciting exploration targets**

## LAKE JOHNSTON NICKEL PROJECT

- Resources of **52kt Ni<sup>1</sup>**
- 1.5Mtpa mill
- **Exploration targets along Western Ultramafic**

## WINDARRA NICKEL/GOLD PROJECTS

- Resources of **148kt Ni<sup>1</sup>**
- Decline & headframe
- Strategic gold tailings and water
- Exploration potential

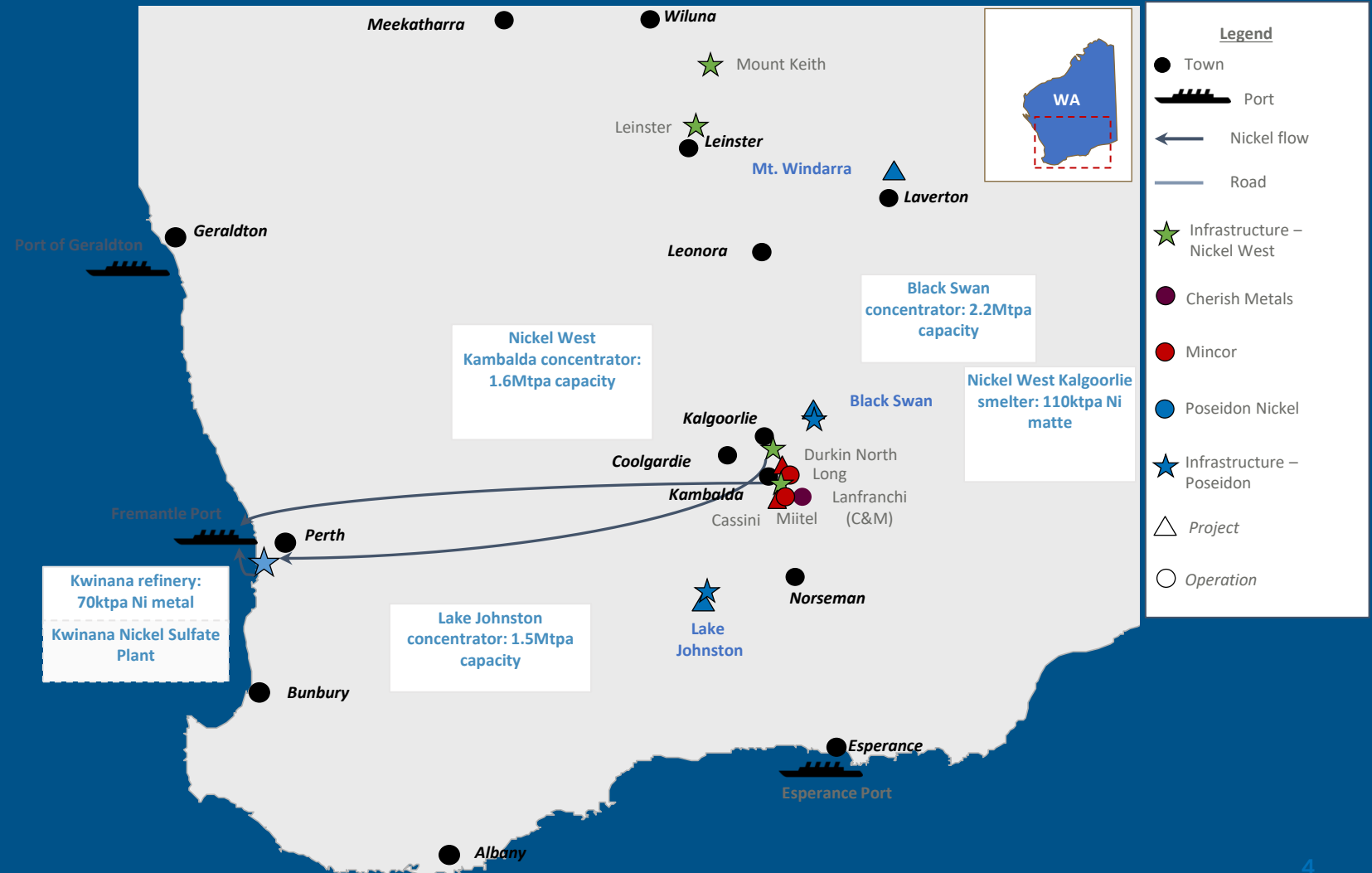


# STRATEGIC ASSETS IN MAJOR NICKEL PROVINCE



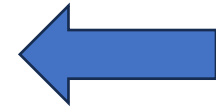

## WA Goldfields Nickel Sulphide Province

- Recent consolidation in the WA nickel industry highlights the demand for nickel assets:
  - OZ Minerals acquired by BHP for \$9.6B (includes West Musgrave Project)
  - Western Areas acquired by IGO for \$1.26B
  - Mincor acquired by Wyloo for \$756M
  - Cannon Resources remaining 80% acquired by Kinterra for \$45M





# ELECTRIC VEHICLES DRIVING MASSIVE INCREASE IN NICKEL DEMAND



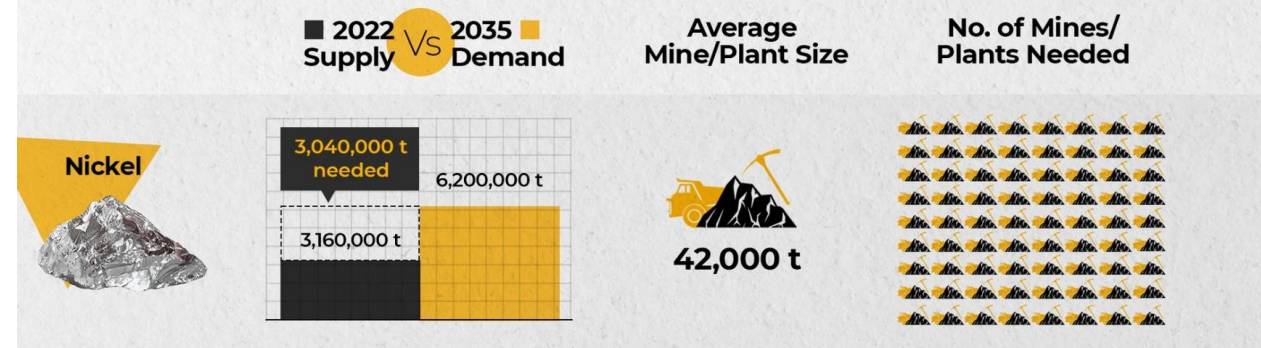

Nickel is a key mineral input to most EV batteries, **nearly 6x more nickel than lithium**

## HOW MANY MINES DO WE NEED?

As the lithium ion battery revolution gains momentum, **Benchmark** forecasts just how many mines need to be built to keep up with the exceptional volumes of demand for key raw materials expected by 2035.



A **significant increase in nickel supply** is needed to support projected demand growth driven by forecasted EV production in the period through to 2035





- ✓ **Black Swan 1.1Mtpa Bankable Feasibility Study<sup>1</sup>**
- ✓ **Updated Black Swan Disseminated Resource provides more Ni tonnes<sup>2</sup>**  
Updated Black Swan Disseminated Mineral Resource of 26.3Mt at 0.72% Ni (previously 0.63%) for 189kt Ni  
48% increase in Measured and Indicated Resource, 14% higher average Ni grade and 8,000t more Ni
- ✓ **Highly saleable smelter grade concentrate**  
Progressing with negotiations of offtake and debt financing agreements with shortlisted parties
- ✓ **Lake Johnston exploration drilling provides positive results<sup>3</sup>**  
Western Ultramafic Unit with numerous intersections grading >1% Ni  
Maggie Hays West target over 300m, aiming to commence next drill program in Q4 2023
- ✓ **Strong growth potential at Black Swan**  
Expansion Project prefeasibility study on track for delivery late 2023  
Resource update could increase contained Ni in Expansion Project  
**Highly prospective exploration targets, drill rig booked to arrive in August**

<sup>1</sup> Refer ASX announcement "Positive Black Swan Feasibility Study", 21 November 2022

<sup>2</sup> Refer ASX announcement "Updated Black Swan Disseminated Resource Provides More Nickel Supporting Restart", 7 June 2023

<sup>3</sup> Refer ASX announcement "Exciting Greenfields Nickel Intersections at Lake Johnston", 3 July 2023



# BLACK SWAN – NOVEMBER 2022 BANKABLE FEASIBILITY STUDY<sup>1</sup>



- Base Case NPV<sub>8</sub> of \$248M
- Free cashflow of \$333M
- IRR of 103%
- Low pre-production capital of \$50M
- Plant refurbishment 46 weeks
- High-grade nickel concentrate
  - 15% Ni
  - < 6% MgO
  - Fe:MgO ratio of 5:1 which is highly desirable for nickel smelters
- ESG focus – grid power



# BLACK SWAN – PROGRESS SINCE THE 2018 STUDY



## 2018 Feasibility Study

## Today

<b>Resource Base</b>	Black Swan – <b>30.7Mt @ 0.58% Ni for 179kt Ni</b> Silver Swan – 136kt @ 9.0% Ni for 12.4kt Ni No Golden Swan / Silver Swan Tailings in Mineral Resource	Following resource drilling programs and Resource updates, current combined Black Swan Resource is now <b>28.9Mt @ 0.77% Ni for 222kt Ni</b>
<b>Marketable Product</b>	Study did not include mitigating factors to address MgO issues	<ul style="list-style-type: none"> <li>- Regrind circuit and addition of Silver Swan tailings significantly reduces MgO levels and improved the Fe:MgO ratio to &gt;5:1</li> <li>- Competitive offtake and project debt financing terms received, negotiating agreements</li> </ul>
<b>Pre-production Works</b>	None of the pre-production works identified in the 2018 Study had commenced	Completed or commenced a number of pre-production projects <ul style="list-style-type: none"> <li>- underground ladderways, rehabilitation of decline, pump station upgrades and dewatering, access drive for Golden Swan, communications upgrade &amp; pit dewatering</li> </ul>
<b>Process Water</b>	No committed water source	5-year water access agreement executed with Norton Goldfields, supplemented with Black Swan borefield to be used as a back-up water source
<b>Power Source</b>	Assumed on-site diesel fire power station	Grid power allocation from Western Power confirmed, connection late 2024



# BLACK SWAN – PRODUCTION, RESOURCES & RESERVES



## Silver Swan Tailings

September 2021 Mineral Resources: 6.2kt Ni

## Golden Swan

October 2021 Mineral Resources: 6.3kt Ni

## Golden Swan Reserve

100kt @ 4.0% Ni for 4.0kt Ni

## Existing Surface Stockpiles

August 2014 Mineral Resources: 7.8Kt Ni

## Black Swan

Pit Production: 5.9Mt @ 0.7% Ni for 41kt Ni

June 2023 Mineral Resources: 189kt Ni

## Black Swan Reserve

3,187kt @ 0.69% Ni for 21.9kt Ni

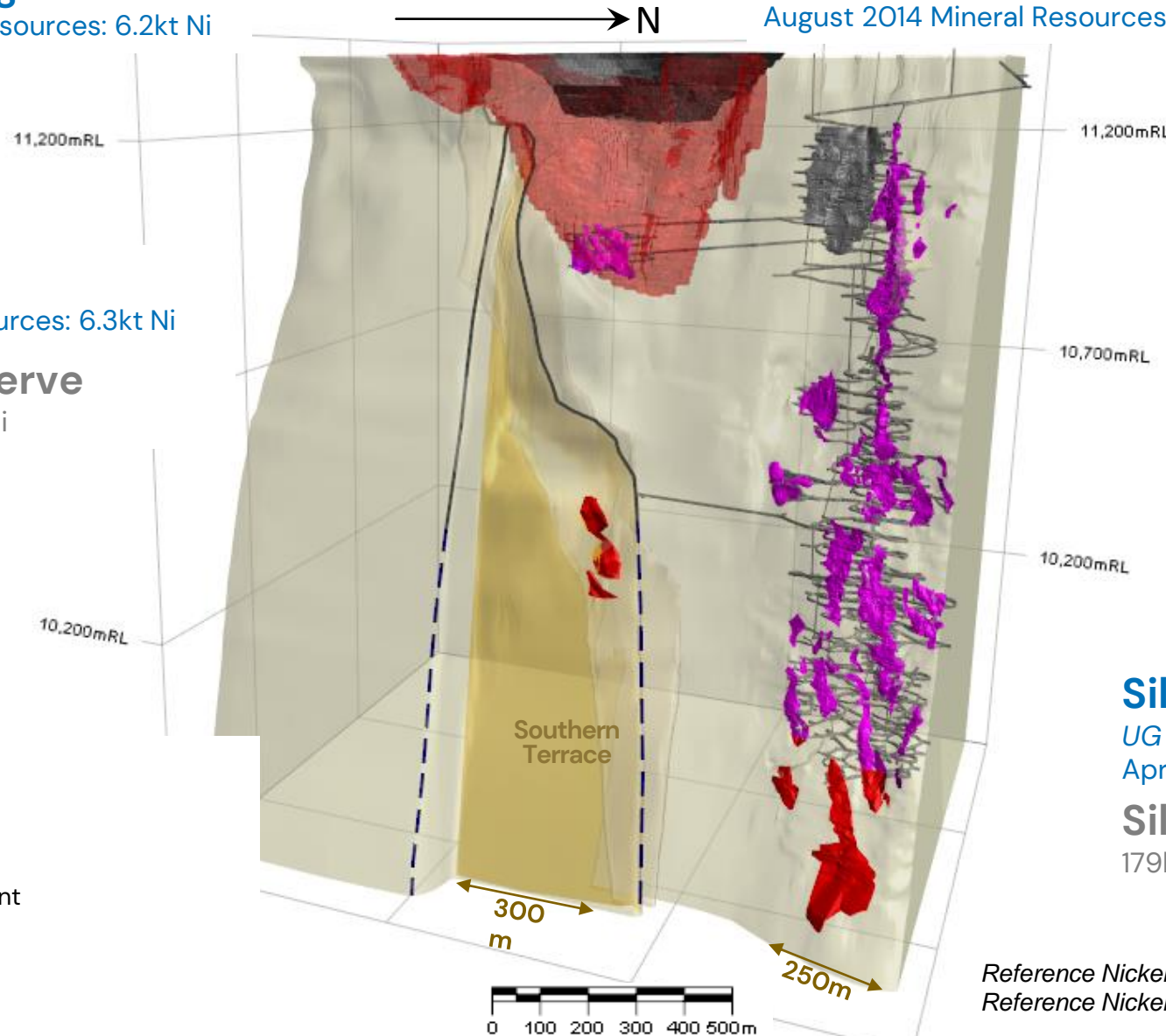
## Silver Swan

UG Production: 2.7Mt @ 5.1% Ni for 137.5kt Ni

April 2022 Mineral Resources: 12.9kt Ni

## Silver Swan Reserve

179kt @ 5.0% Ni for 9.0kt Ni



- Mineral Resource Shapes
- Mined Areas
- Footwall Surface
- Underground Development

# BLACK SWAN – DISSEMINATED RESOURCE UPDATE<sup>1</sup>

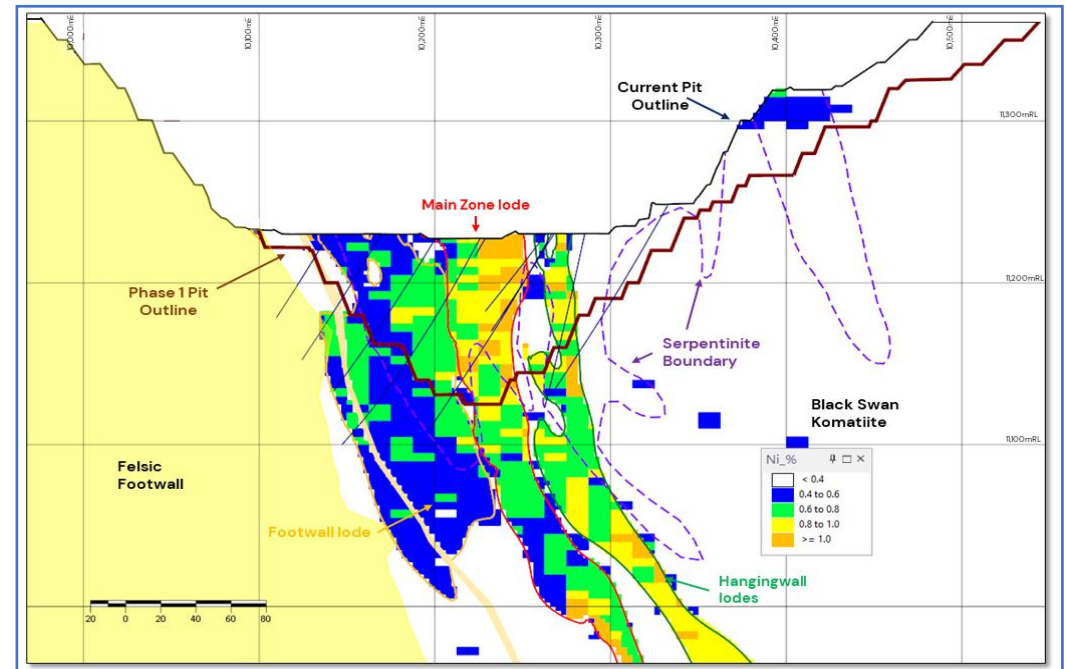


- Resource of **26.3Mt at 0.72% nickel (previously 0.63%)** for 189kt Ni
- Compared to the 2022 Resource:
  - **48% increase in nickel** in Measured and Indicated
  - **14% increase in the average nickel grade** and **8,000t increase in nickel**
  - **Increased understanding of the distribution of serpentinite and talc-carbonate**
- Additional metallurgical testwork required to confirm recovery assumptions for the disseminated serpentinite ore

## Updated Black Swan Disseminated Resource

	2023			2022		
	Tonnage (mt)	Ni (%)	Ni (kt)	Tonnage (mt)	Ni (%)	Ni (kt)
Measured	0.8	0.78	7	0.8	0.76	6
Indicated	15.1	0.73	111	9.9	0.75	74
Inferred	10.4	0.69	71	18.2	0.55	101
<b>TOTAL</b>	<b>26.3</b>	<b>0.72</b>	<b>189</b>	<b>28.9</b>	<b>0.63</b>	<b>181</b>

## Cross Section of Black Swan Disseminated Resource<sup>2</sup>



POSEIDON NICKEL <sup>1</sup> Refer ASX announcement “Updated Black Swan Disseminated Resource Provides More Nickel Supporting Restart”, 7 June 2023

<sup>2</sup> Schematic Black Swan geological cross section 11,280 N showing broad geological domains, recent in pit RC drill holes and resource block grades above 0.4% Ni



- **Black Swan disseminated resource**
  - 48% increase in nickel in Measured & Indicated categories
- **Plant refurbishment capital expenditure**
  - Further review has seen a relatively small increase in costs
- **Approvals & Permits**
  - All approvals received
- **Other factors**
  - Inflationary pressures
  - Tightness in labour market
  - Accommodation shortage
- **Other relevant information**
  - Grid power late 2024
  - Additional metallurgical testwork required to confirm recoveries
  - ESG – CO<sub>2</sub> sequestration opportunity being investigated

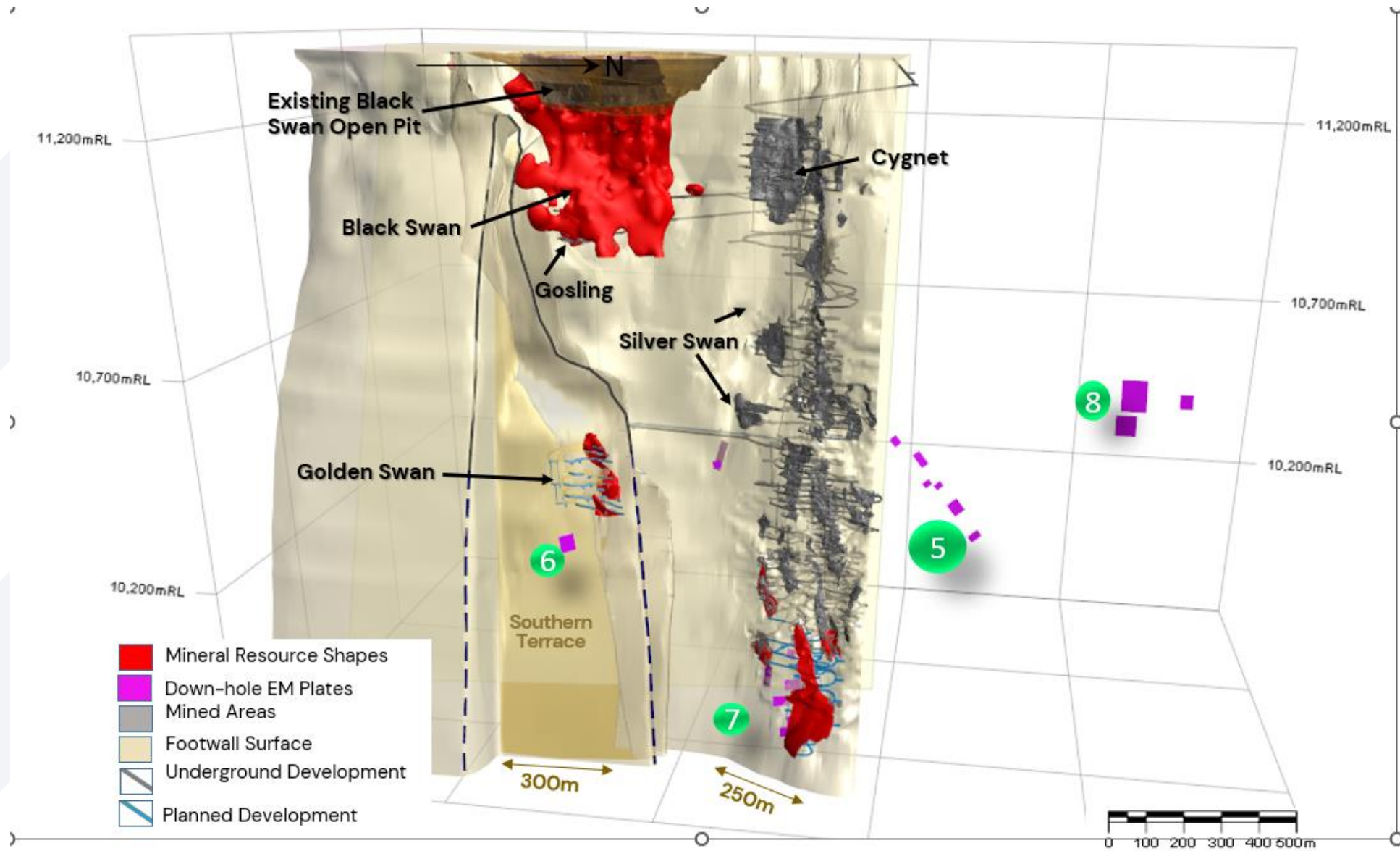


Technologies are selectively deployed to realize mine-specific opportunities

ARCA technology used to assist the carbon sequestration process



# BLACK SWAN GROWTH – EXPLORATION TARGETS





# UPSIDE – 2.2Mtpa EXPANSION PROJECT



- **Opportunity:** process 2.2Mtpa of serpentinite and talc-carbonate to produce a 5–6% Ni rougher concentrate with higher MgO
- **Impact:** significantly more annual Ni production and lower operating unit costs
- **Customers:** local existing HPAL and/or new POX plant/pCAM refinery
- **Prefeasibility Study:** expected completion late 2023

## Pressure Oxidation (POX)<sup>1</sup>



## High Pressure Acid Leach (HPAL)<sup>2</sup>



# LAKE JOHNSTON – PROJECT OVERVIEW



## HISTORY

Emily Ann – 1.5Mt @ 3.5% Ni

Maggie Hays – 12.3Mt @ 1.5%Ni

**11.5Mt ore mined and processed to produce +100kt Ni\***

## CURRENT RESOURCES & INFRASTRUCTURE

Maggie Hays – 3.5Mt @ 1.5% Ni for 52kt Ni<sup>1</sup>

1.5Mtpa process plant (on C&M)

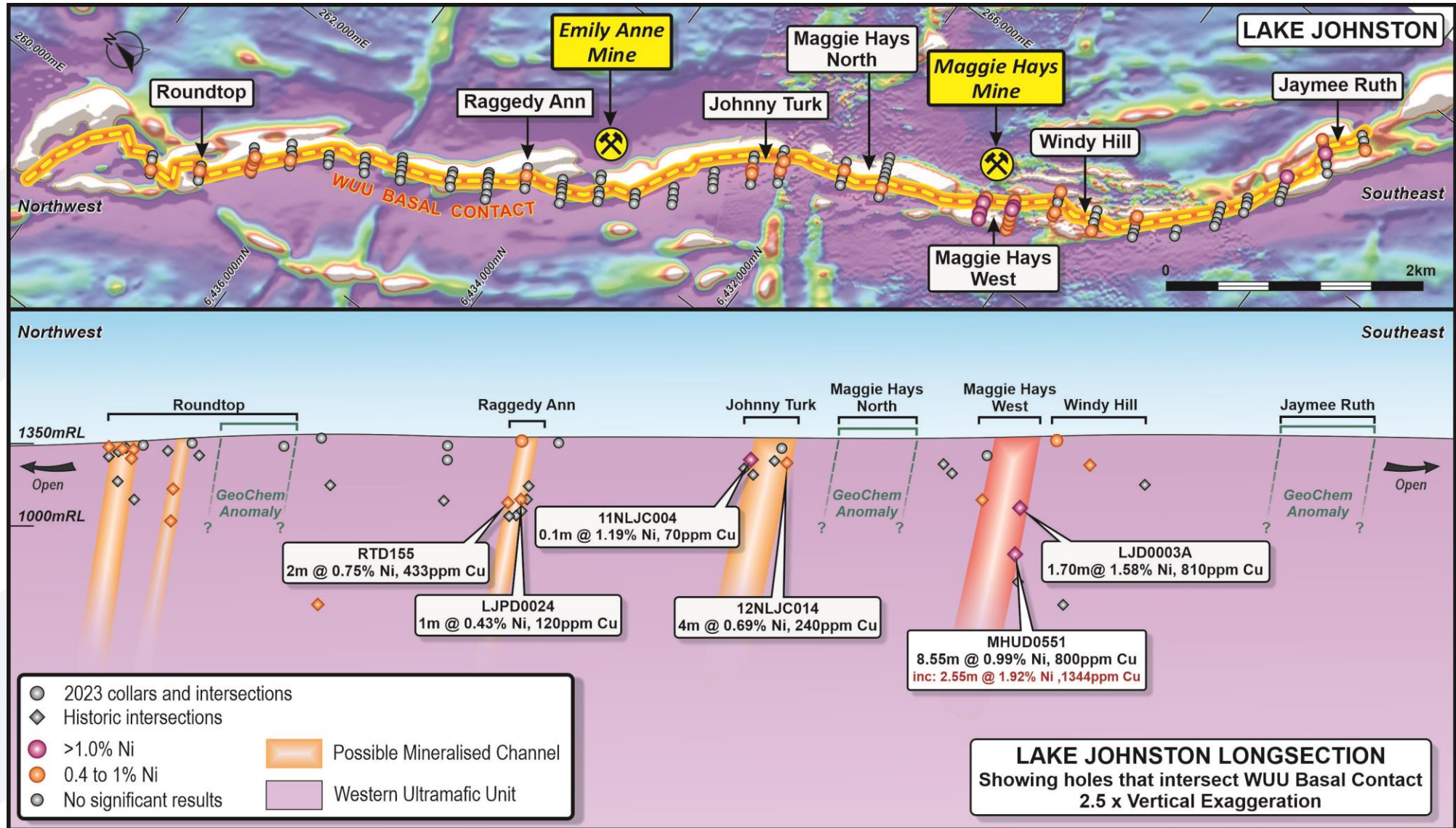
*\*Contained Ni metal*

*<sup>1</sup> Reference Nickel Mineral Resources Statement Table 1 attached.*

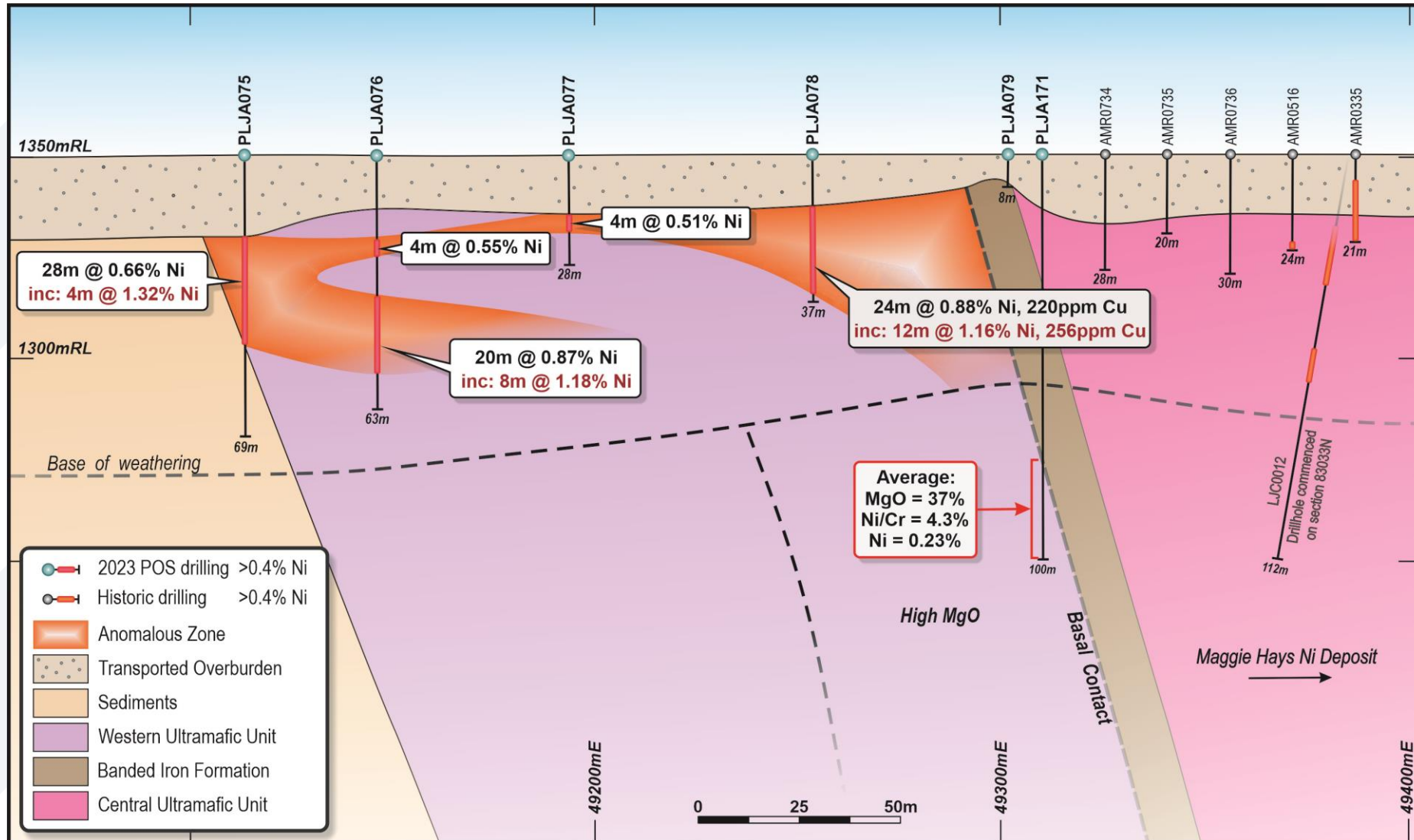




# LAKE JOHNSTON – EXPLORATION UPSIDE – WESTERN ULTRAMAFIC



# LAKE JOHNSTON – MAGGIE HAYS WEST



<sup>1</sup>Refer ASX announcement “Exciting Greenfields Nickel Intersections at Lake Johnston”, 3 July 2023

<sup>2</sup>Section 83 00ON showing recent and historic drilling with >0.4% Ni intersections highlighted at Maggie Hays West



# WINDARRA – PROJECT OVERVIEW



## HISTORY

Discovered in 1969, Mined from 1974–1983

**8Mt mined / processed to produce 84kt Ni\***

## CURRENT RESOURCES & INFRASTRUCTURE

Mt Windarra 71.5kt Ni\*

Cerberus Nickel 69.0kt Ni\*

South Windarra 8.0kt Ni\*

Gold Tailings contains ~180,000 oz/Au Resource<sup>2</sup>

Negotiating terms of gold tailings treatment and water access with local resources company

*\*Contained Ni metal*

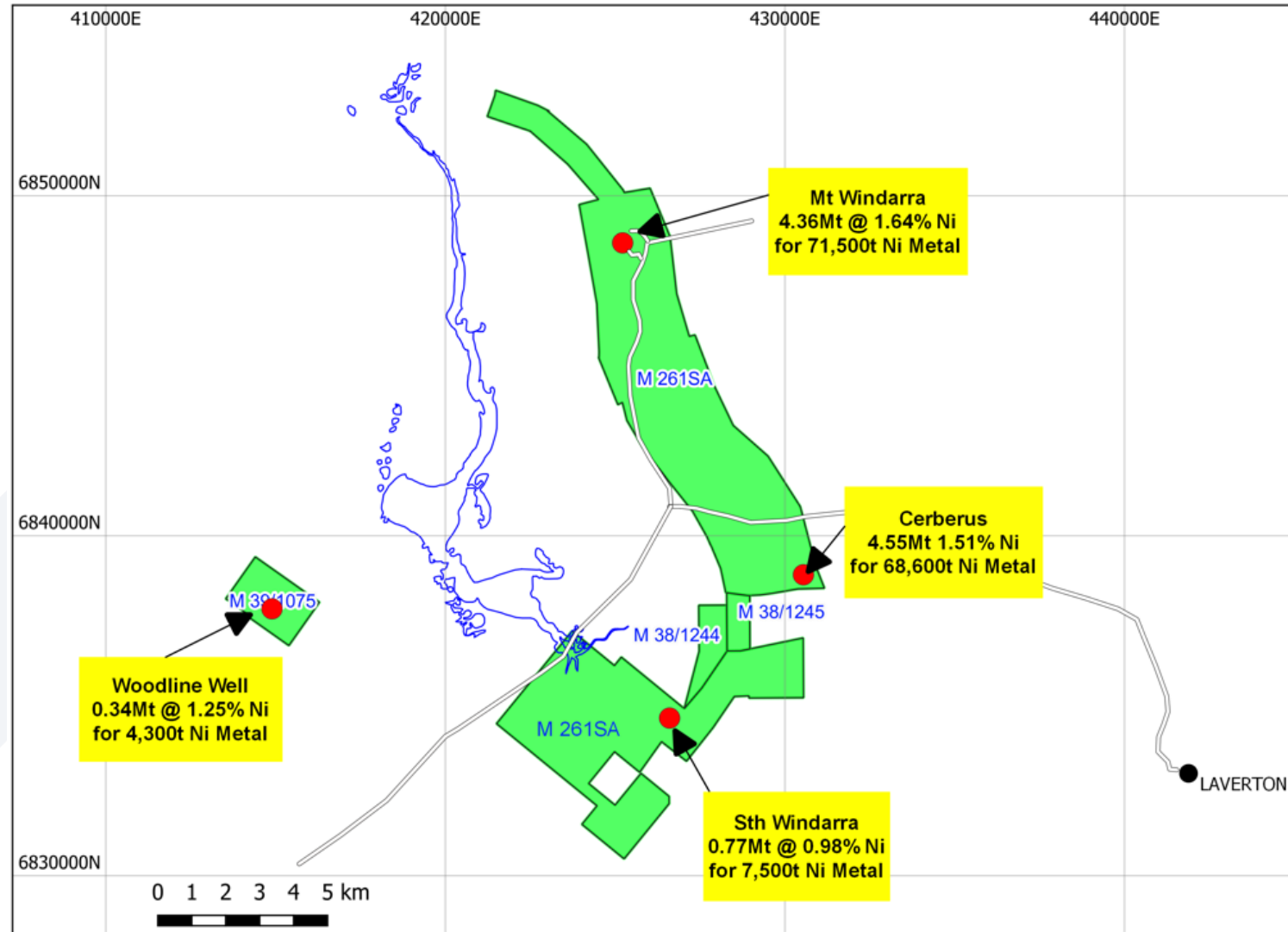
*<sup>1</sup> Reference Nickel Mineral Resources Statement Table 1 attached.*

*<sup>2</sup> Reference to Gold Mineral Resources Statement Table 3 attached.*

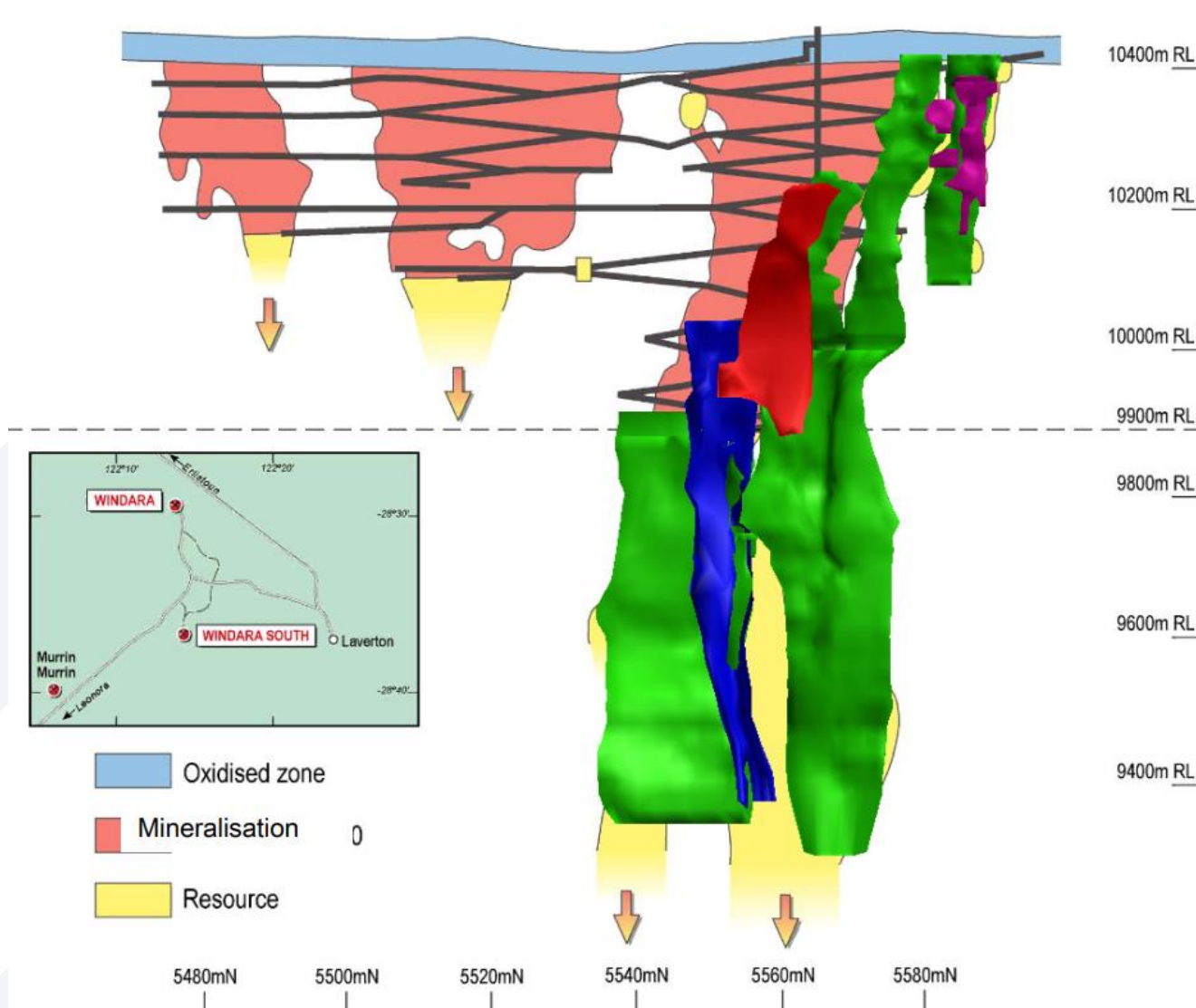
*<sup>3</sup> Refer to Poseidon Nickel ASX announcement 23 July 2021*



# WINDARRA – SIGNIFICANT NICKEL RESOURCES



# WINDARRA – MT WINDARRA EXTENSIONAL OPPORTUNITIES



Refer ASX announcement "Australian Nickel Conference Presentation", 20 October 2016

# WHY INVEST IN POSEIDON?



Advanced nickel sulphide projects in Tier 1 jurisdiction, short timeframe from FID to production



Significant infrastructure advantage over peers at multiple locations



Management with significant experience in financing, building & operating nickel projects





- T: +61 (0) 6167 6600
- E: [admin@poseidon-nickel.com.au](mailto:admin@poseidon-nickel.com.au)
- W: [poseidon-nickel.com.au](http://poseidon-nickel.com.au)
- ASX: POS



# NICKEL MINERAL RESOURCES



**Table 1: Nickel Projects Resources Statement**

Nickel Sulphide Resources	JORC Compliance	Cut Off Grade	MINERAL RESOURCE CATEGORY															
			MEASURED			INDICATED			INFERRED			TOTAL						
			Tonnes (Kt)	Ni% Grade	Ni Metal (t)	Tonnes (Kt)	Ni% Grade	Ni Metal (t)	Tonnes (Kt)	Ni% Grade	Ni Metal (t)	Tonnes (Kt)	Ni% Grade	Ni Metal (t)	Co% Grade	Co Metal (t)	Cu% Grade	Cu Metal (t)
<b>BLACK SWAN PROJECT</b>																		
Black Swan	2012	0.4%	800	0.78	7,000	15,100	0.73	111,000	10,400	0.69	71,000	26,300	0.72	189,000	0.02	4,000	0.03	7,900
Silver Swan	2012	1.0%	-	-	-	138	9.00	12,450	8	6.00	490	146	8.80	12,940	0.16	240	0.36	530
Golden Swan	2012	1.0%	-	-	-	112	4.70	5,200	48	2.20	1,050	160	3.90	6,250	0.08	120	0.30	480
Silver Swan Tailings	2012	NA	675	0.92	6,200	-	-	-	-	-	-	675	0.92	6,200	0.07	460	0.04	270
Stockpiles	2012	0.4%	-	-	-	1,200	0.49	5,900	400	0.53	1,900	1,600	0.50	7,800	NA	NA	NA	NA
<b>LAKE JOHNSTON PROJECT</b>																		
Maggie Hays	2012	0.8%	-	-	-	2,600	1.60	41,900	900	1.17	10,100	3,500	1.49	52,000	0.05	1,800	0.10	3,400
<b>WINDARRA PROJECT</b>																		
Mt Windarra	2012	0.9%	-	-	-	922	1.56	14,000	3,436	1.66	57,500	4,358	1.64	71,500	0.03	1,200	0.13	5,700
South Windarra	2004	0.8%	-	-	-	722	0.98	8,000	-	-	-	772	0.98	8,000	NA	-	NA	-
Cerberus	2004	0.75%	-	-	-	2,773	1.25	35,000	1,778	1.91	34,000	4,551	1.51	69,000	NA	-	NA	-
<b>TOTAL</b>																		
Total Ni, Co, Cu Resources	2004 & 2012		1,475	0.84	13,200	23,600	0.98	233,500	17,000	1.03	176,000	42,100	1.00	422,700	0.02	7,800	0.05	18,300

*Note: totals may not sum exactly due to rounding. NA = Information Not Available from reported resource model.*

- Black Swan Resource** as at 7 June 2023 (see ASX announcement “Updated Black Swan Disseminated Resource provides more nickel supporting restart” released 7 June 2023)
- Silver Swan Resource** as at 27 April 2022 (see ASX announcement “Updated Silver Swan Resource underpins significant increase in high-grade Indicated resource base” released 27 April 2022)
- Golden Swan Resources** as at 27 October 2021 (see ASX announcement “Golden Swan Maiden Resource” released 27 October 2021).
- Silver Swan Tailings Resource** as at 15 September 2021 (see ASX announcement “Silver Swan Tailings – Maiden Resource Estimate” released 15 September 2021)
- Maggie Hays Resource** as at 17 March 2015 (see ASC announcement “50% Increase in Indicated Resources at Lake Johnston” released 17 March 2015)
- Mt Windarra Resource** as at 7 November 2014 (see ASX announcement “Poseidon Announces Revised Mt Windarra Resource” released 7 November 2014)
- South Windarra and Cerberus Resource** as at 30 April 2013 (see ASX announcement “Resource Increase of 25% at Windarra Nickel Project” released 1 December 2011)
- Black Swan Surface Stockpiles** as at 4 August 2014 (see announcement “Poseidon Announces Black Swan Mineral Resource” including surface stockpiles released 4 August 2014)

The Company is not aware of any new information or data that materially affects the information in the relevant market announcements. All material assumptions and technical parameters underpinning the estimates in the relevant market announcements continue to apply and have not materially changed.

# NICKEL MINERAL RESERVES



**Table 2: Nickel Projects Reserves Statement**

Nickel Sulphide Reserves	JORC Compliance	BLACK SWAN PROJECT							
		Proved/Probable	Tonnes (Kt)	Ni% Grade	Ni Metal (t)	Co % Grade	Co Metal (t)	Cu % Grade	Cu Metal (t)
Black Swan	2012	Proved	579	0.7	4.2	NA	NA	NA	NA
		Probable	2,608	0.7	17.7	NA	NA	NA	NA
Silver Swan	2012	Proved	-	-	-	NA	NA	NA	NA
		Probable	179	5.0	9.0	NA	NA	NA	NA
Golden Swan	2012	Proved	-	-	-	NA	NA	NA	NA
		Probable	100	4.0	4.0	NA	NA	NA	NA
Total Ni Reserves	2012	Proved	579	0.7	4.2	NA	NA	NA	NA
		Probable	2,887	1.1	30.7	NA	NA	NA	NA
		Total	3,466	1.0	34.9	NA	NA	NA	NA

*Note: totals may not sum exactly due to rounding. NA = Information Not Available from reported resource model.*

•**Black Swan Reserve, Silver Swan Reserve and Golden Swan Reserve** as at 21 November 2022 (see ASX announcement “Positive Black Swan Feasibility Study” released 21 November 2022)

•**Silver Swan Reserve** as at 26 May 2017 (see ASX announcement “Silver Swan Definitive Feasibility Study” released 26 May 2017)

The Company is not aware of any new information or data that materially affects the information in the relevant market announcements. All material assumptions and technical parameters underpinning the estimates in the relevant market announcements continue to apply and have not materially changed.

# GOLD MINERAL RESOURCES



**Table 3: Gold Projects Resources Statement**

Windarra Gold Tailings							
INDICATED							
	Tonnes (t)	AU (g/t)	Au (oz)	Ag (g/t)	As (ppm)	CU (ppm)	Ni (ppm)
North Dam	3,902,000	0.78	98,000	1.9	1,805	365	975
South Dam	850,000	0.50	14,000	0.6	645	355	2,533
<b>Total</b>	<b>4,752,000</b>	<b>0.73</b>	<b>112,000</b>	<b>1.7</b>	<b>1,600</b>	<b>363</b>	<b>1,250</b>
INDICATED							
	Tonnes (t)	AU (g/t)	Au (oz)	Ag (g/t)	As (ppm)	CU (ppm)	Ni (%)
Central Dam	6,198,000	0.37	74,000	n/a	435	270	0.3

*Note: totals may not sum exactly due to rounding. NA = Information Not Available from reported resource model.*

**Windarra Gold Tailings North and South Dams Resource:** no cut-off grade has been used to report the resource, as potential mining method dictates removal of the entire dams. a dry bulk in situ density of 1.6 t/m<sup>3</sup> has been used to derive tonnages. resource numbers in Table 3A may not sum exactly due to rounding.

**Windarra Gold Tailings central Dam Resource:** No cut-off grade has been used to report the resource, as the potential mining method dictates removal of the entire dam down to a specified elevation. The mineralisation has been reported above a flat elevation of 446 mRL; there are tailings below this level but these have been shown by drilling to contain no gold, and it is anticipated that the proposed mining method will not treat material below this elevation. A dry bulk in situ density of 1.6 t/m<sup>3</sup> has been used to derive tonnages. Resource totals may not sum exactly due to rounding.

**Central Dam Resource** as at 22 June 2020 (see ASX announcement "Gold Tailings Resource at Windarra updated to JORC 2012 Indicated" 22 Jun 2020).

**North and South Dam Resource** as at 23 July 2021 (see ASX announcement "Windarra Gold Tailings Feasibility Study Highlights Robust Project" 23 Jul 2021).

The Company is not aware of any new information or data that materially affects the information in the relevant market announcements. All material assumptions and technical parameters underpinning the estimates in the relevant market announcements continue to apply and have not materially changed.