

ActivePort

August 25, 2023



IMPORTANT NOTICES AND DISCLAIMER

IMPORTANT: you must read the following before continuing.

This presentation (Presentation) has been prepared by ActivePort Group Ltd (ACN 636 569 634) (Company or ActivePort) for the purpose of providing an overview of its current prospects and proposed development strategy to recipients (Recipient).

By reviewing or retaining these materials, or attending or participating in this Presentation, you acknowledge and represent that you have read, understood and accepted the terms of this "Important Notices and Disclaimer". The information in this Presentation does not purport to be all-inclusive or to contain all information which a Recipient may require in evaluating a possible investment in the Company or that would be required in a prospectus or product disclosure statement or the offering document prepared in accordance with the requirements of Australian law or laws of any other jurisdiction. The Recipient acknowledges that circumstances may change and the Presentation may become outdated as a result. The Presentation should be read in conjunction with the Company's other periodic and continuous disclosure announcements lodged with the Australian Securities Exchange, which are available at www.asx.com.au. The information contained in this Presentation is not investment or financial product advice (nor tax, accounting or legal advice) and is not intended to be used for the basis of making an investment decision. The information contained in this Presentation has been prepared without taking into account the investment objectives, financial situation or particular needs of any particular person. Before making an investment decision, investors should consider the appropriateness of the information having regard to their own investment objectives, financial situation and needs and seek independent professional advice appropriate to their jurisdiction and circumstances.

While the information contained in the Presentation has been prepared in good faith, to the maximum extent permitted by law, neither ActivePort or any of its directors, officers, agents, employees or advisors give any representation or warranty, express or implied, as to the fairness, accuracy, completeness or correctness of the information, opinions and conclusions contained in this Presentation. Accordingly, to the maximum extent permitted by law, none of ActivePort, its directors, employees or agents, advisers, nor any other person accepts any liability whether direct or indirect, express or limited, contractual, tortious, statutory or otherwise, in respect of, the accuracy or completeness of the information or for any of the opinions contained in this Presentation or for any errors, omissions or misstatements or for any loss, howsoever arising, from the use of this Presentation. An investment in ActivePort securities is subject to investment and other known and unknown risks, some of which are beyond the control of ActivePort or its directors. ActivePort does not guarantee any particular rate of return or the performance of ActivePort securities.

Past performance information given in this Presentation is given for illustrative purposes only and should not be relied upon as (and is not) an indication of future performance.

Future Matters:

This Presentation contains certain "forward-looking statements". These can be identified by words such as "may", "should", "anticipate", "believe", "intend", "estimate", "expect" and similar expressions. These forward-looking statements include all matters that are not historical facts. Forward-looking statements are based on:

- assumptions regarding ActivePort's business strategies, plans and objectives of management for future operations and development and the environment that ActivePort will operate; and
- current views, expectations and beliefs as at the date they are expressed and which are subject to various risks and uncertainties and other factors many of which are beyond the control of ActivePort.

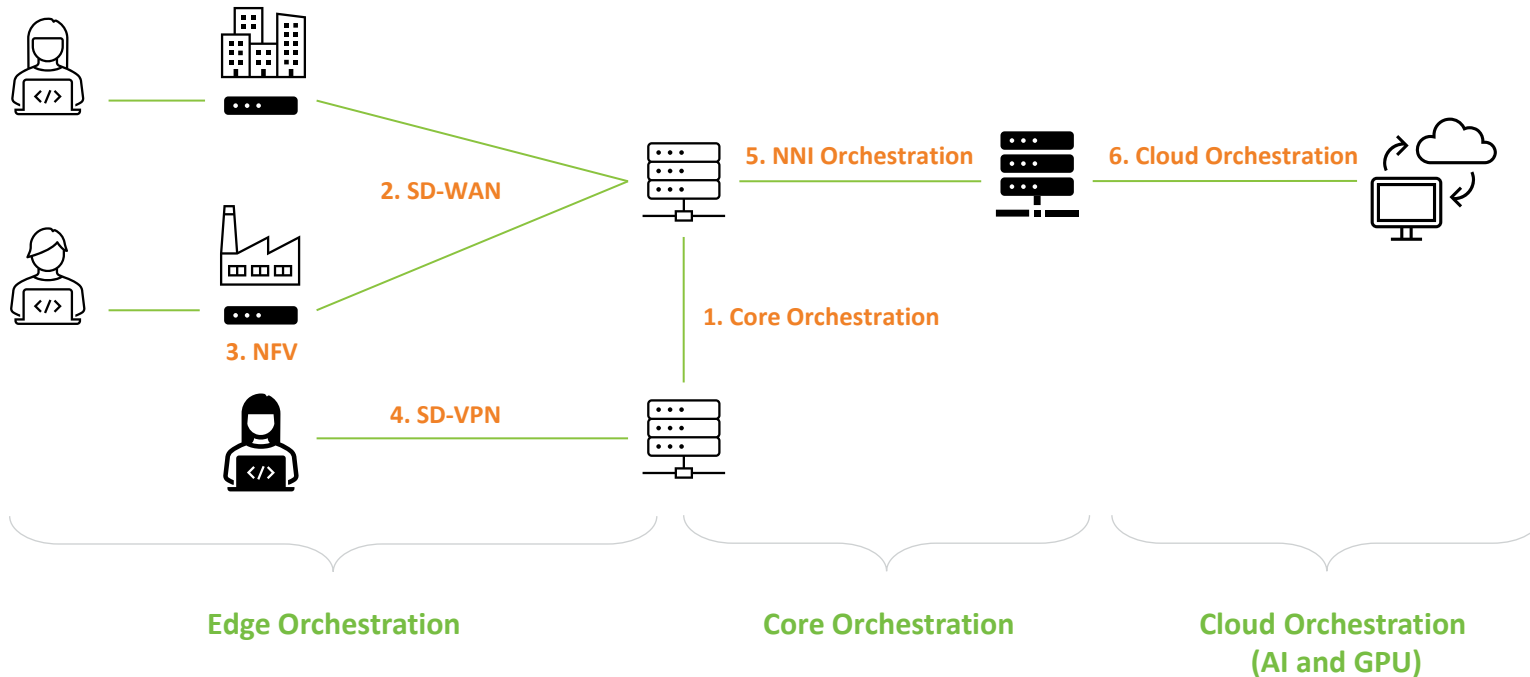
Such forward-looking statements involve known and unknown risks, uncertainties and other factors which because of their nature may cause the actual results or performance of ActivePort to be materially different from the results or performance expressed or implied by such forward-looking statements.

Such forward-looking statements are based on numerous assumptions regarding ActivePort's present and future business strategies and the political, regulatory and economic environment in which ActivePort will operate in the future, which may not be reasonable, and are not guarantees or predictions of future performance. No representation or warranty is made that any of these statements or forecasts (express or implied) will come to pass or that any forecast result will be achieved. Forward-looking statements speak only as at the date of this Presentation and to the maximum extent permitted by law, ActivePort and its Related Parties disclaim any obligation or undertaking to release any updates or revisions to information to reflect any change in any of the information contained in this Presentation (including, any assumptions or expectations set out in this Presentation).

All figures in this Presentation are A\$ unless stated otherwise and all market shares are estimates only. A number of figures, amounts, percentages, estimates, calculations of value and fractions are subject to the effect of rounding. Accordingly, the actual calculations of these figures may differ from figures set out in this Presentation.

This presentation has been authorised by the Board of ActivePort Group Ltd.

ActivePort's Target Addressable Market is \$2B and Growing



Revenue	8X	1X	2X
Margin	50%	100%	100%
1 X Telco/Channel	\$24M	\$3M	\$6M
ATV's 65 Target Addressable Market (TAM) FY24 Horizon	\$1,560M	\$195M	\$390M

ActivePort Software Portfolio

Five product groups of Core, SD-WAN, NFV, SD-VPN, NNI and Cloud Orchestration (for AI and other GPU-centric applications).

Large installed base of 24 telco customers using GPU orchestration from a total of 65 contracted and growing.

Significant target addressable orchestration market in excess of \$2.1B just in the 65 existing contracted telco's.

Consolidated Group FY23

YoY revenue up 40% driven by the significant increase in software revenue in FY23.

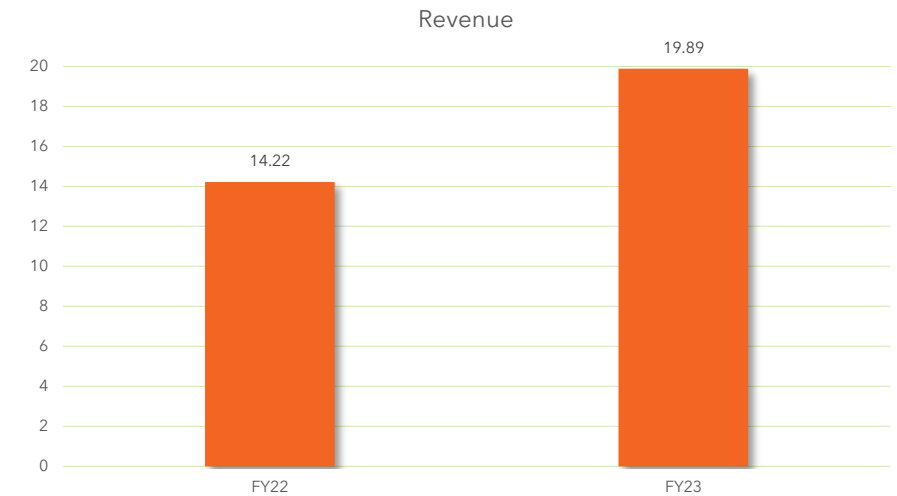
Near cash-positive driven by the high gross profit delivered by ActivePort software licensing revenue and one-off revenue items that are expected to continue in FY24.

Significant pipeline of new telecommunications carrier customers developed to deliver continued high-margin revenue growth in FY24.

New recurring revenue stream from the Global Edge portal coming on-stream in FY24.

New Cloud orchestration revenue driven by deployment of GPU servers for AI driving additional recurring revenue.

	FY 2022	FY 2023
Revenue	\$14.22M	\$19.89M
COGS	\$8.61M	\$9.84M
Gross Profit/(Loss)	\$5.61M	\$10.05M
OPEX	\$13.54M	\$12.71M
Profit/(Loss)	(\$7.93M)	(\$2.66M)
Other Income	\$1.80M	\$2.60M
EBITDA Profit/(Loss)	(\$6.13M)	(\$0.06M)



Net Current Assets	June 30 FY23
Cash & Debtors	9.11
Net Liabilities & Creditors	4.73
Net Cash and Current Assets	\$4.38M

ActivePort's FY23 Performance

ActivePort Software

Developing, selling and deploying ActivePort's software

Management and Orchestration of Enterprise Data Networks

Global Edge

Network-as-a-Service powered by ActivePort

Edge-to-Cloud Network as a Service (NaaS)

Managed Services

Delivering technology support services

Two independent MSPs, Starboard IT and Vizstone

Revenue

FY22	FY23
\$1.16M	\$8.28M
+614%	

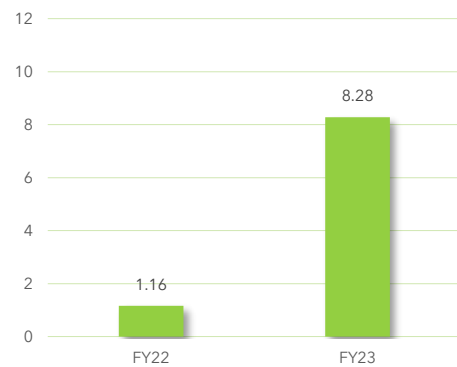
Revenue

FY22	FY23
\$1.85M	\$2.27M
+23%	

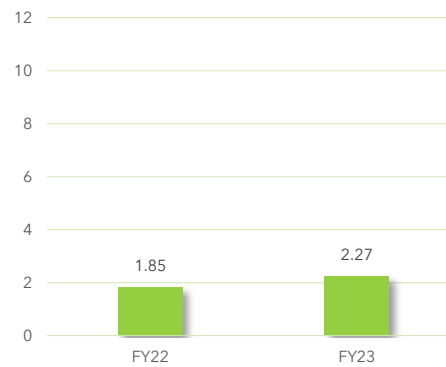
Revenue

FY22	FY23
\$11.20M	\$9.17M
-18%	

Software



Network as a Service



Managed Services

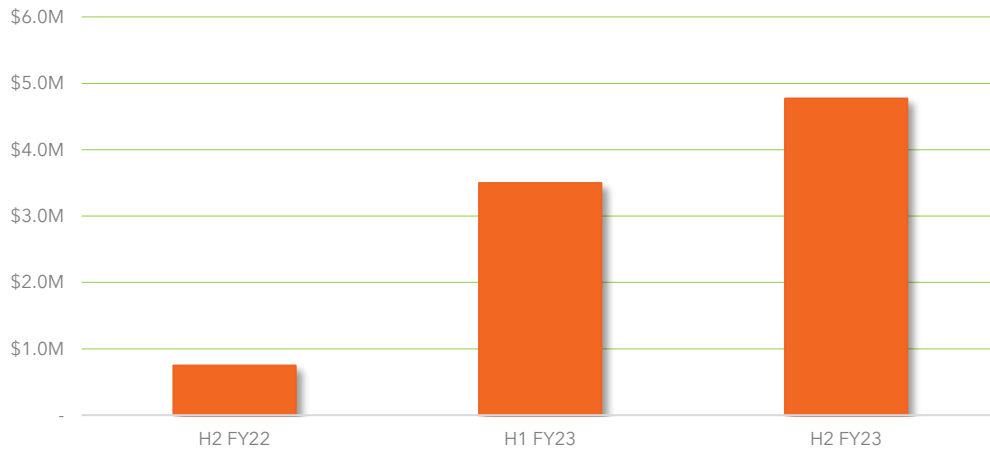


ActivePort Software

614% increase in software revenue YoY with growing sales pipeline and accelerating inbound sales enquiries heading into FY24.

	H2 FY22	H1 FY23	H2 FY23	FY23
Revenue	\$0.75M	\$3.50M	\$4.77M	\$8.27M
COGS	\$0.30M	\$1.88M	\$1.06M	\$2.94M
Gross Profit/(Loss)	\$0.45M	\$1.62M	\$3.71M	\$5.33M
OPEX	\$2.26M	\$1.28M	\$1.12M	\$2.40M
EBITDA Profit/(Loss)	(\$1.81M)	\$0.34M	\$2.59M	\$2.93M

Software Revenue by Half-year



Develops the core intellectual property of ActivePort Group, our orchestration software.

Licenses ActivePort to customers including service providers, telecommunications carriers, enterprise customers and government agencies.

Generates high-margin, recurring software licence revenue, project revenue and engineering revenue.

Significant pipeline of contracted and installed telecommunications customers that represent a significant revenue opportunity in FY24 and beyond.

	FY23
Telco/Enterprise Revenue per Customer	\$2.90M
ISP Revenue Per Customer	\$0.04M
Head Count	19
Gross Margin	64%
Installed Telcos	27
Pending installation	38
Conversion to orchestration revenue to-date	1.5%

Introducing the Global Edge Network as a Service

Built by ActivePort and launched in June 2023 with global reach across all continents.

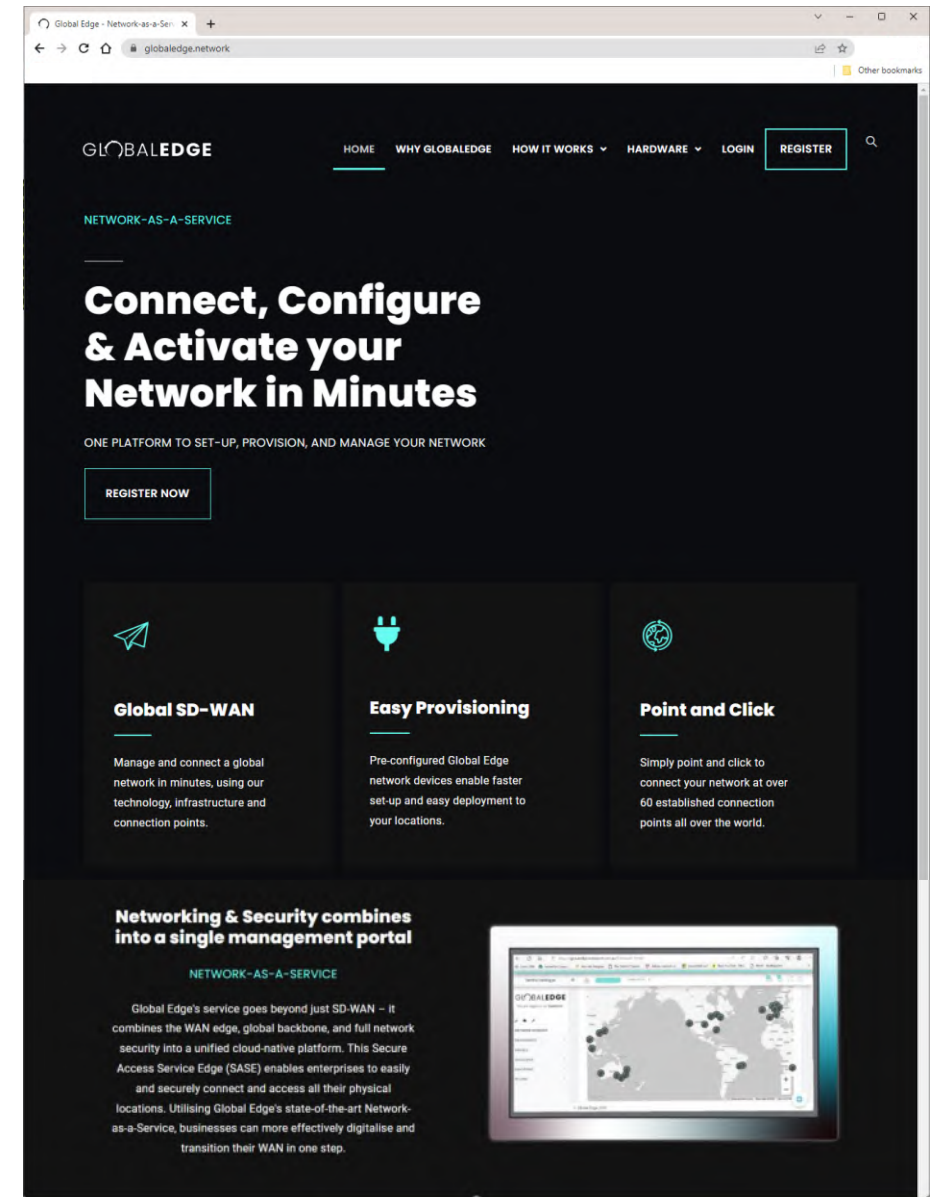
Global Edge is the first Network-as-a-Service with network-to-network integration (NNI) across carriers and fabric partners for true global SD-WAN.

Created to make building global networks easy with our visual designer and route automation technology.

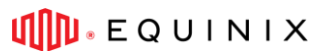
Combine SD-WAN and VPN edge solutions over internet or MPLS to meet 99% of edge connectivity use cases.

Integrated network function virtualisation for Edge or SASE security architectures.

Customers can replace multiple disparate tools with a single NaaS solution from ActivePort.



ActivePort Transit Ecosystem Partners



Retail Portal

GLOBALEDGE

MSP, smaller ISP and retail customers access global network ecosystems via Global Edge NaaS.

Telco Portal



Telco, larger ISP and enterprise customers install ActivePort and operate their own instance of the software.

ActivePort integrates ecosystem partners via their Application Programming Interfaces (API's).

ActivePort enables cross-connect between service providers using ActivePort's network to network integration (NNI) automation features.

ActivePort's built-in SD-WAN, NFV and SD-VPN tools extend ecosystem partner networks from the core all the way to the edge.

Telco customers deploy ActivePort on-premise and leverage ecosystem partner integration capabilities themselves.

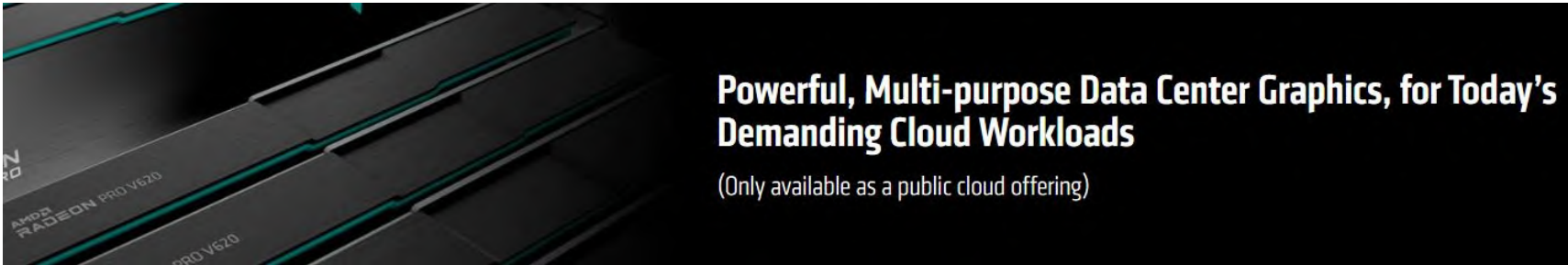
Enterprise customers use the Global Edge Network as a service (NaaS) to access ecosystem partners' networks.

ActivePort Cloud Orchestration for AI



Powering Large Language Models (LLM's) for Telco using ActivePort's Cloud Orchestration capability matched to AMD's GPU, FPGA and CPU technology. Radian Arc, powered by ActivePort is AMD's global partner delivering GPU capacity to the Telco industry.

The AMD Radeon™ PRO V620 GPU delivers high-performance GPU acceleration for cinematic cloud gaming experiences.



AMD Instinct™ accelerators are engineered from the ground up for this new era of data centre computing, supercharging HPC and AI workloads to propel new discoveries.



ActivePort with Radian Arc is delivering AI solutions for telcos.

Customers are trialling the Radian Arc GPU infrastructure powered by ActivePort software to operate a chat-based help desk solutions and other edge use-cases.

Many telcos are considering the Dolly Instruction-tuned LLM from Databricks.



databricks

Outlook for FY24 - Scale-up

Sales to Revenue



Accelerate conversion of installed telco base to orchestration revenue.

Recurring Revenue



Ramp-up recurring revenue with Global Edge network as a service.

Increase Capacity



Scale-up delivery capacity, technology base and margin with strategic Acqui-hires.

GPU Orchestration



Product development in GPU cloud orchestration for content streaming and AI.

Higher Margins



Software revenue acceleration for higher margins and strong profit.

Thank you