



ASX Announcement: 2023/60

17 October 2023

WiseTech Global 2023 AGM – Letter to shareholders

Attached are a letter to shareholders from WiseTech Global's chair, Andrew Harrison, in relation to WiseTech Global's 2023 AGM and a Virtual Meeting Online Guide.

Further information about the virtual AGM, including the Notice of AGM, can be accessed online at www.wisetechglobal.com/investors/annual-general-meetings/.

//ENDS

Authorized for release to ASX by David Rippon, Corporate Governance Executive and Company Secretary.

Contact information

Investor Relations and Media

INVESTOR RELATIONS:

Ross Moffat +61 412 256 224

MEDIA

Catherine Strong +61 406 759 268

About WiseTech Global

WiseTech Global is a leading developer and provider of software solutions to the logistics execution industry globally. Our customers include over 17,000¹ of the world's logistics companies across 174 countries, including 44 of the top 50 global third-party logistics providers and 24 of the 25 largest global freight forwarders worldwide².

Our mission is to change the world by creating breakthrough products that enable and empower those that own and operate the supply chains of the world. At WiseTech, we are relentless about innovation, adding over 5,300 product enhancements to our global CargoWise application suite in the last five years while bringing meaningful continual improvement to the world's supply chains. Our breakthrough software solutions are renowned for their powerful productivity, extensive functionality, comprehensive integration, deep compliance capabilities, and truly global reach. For more information about WiseTech Global or CargoWise, please visit wisetechglobal.com and cargowise.com

¹ Includes customers on CargoWise and non-CargoWise platforms whose customers may be counted with reference to installed sites

² Armstrong & Associates: Top 50 Global 3PLs & Top 25 Global Freight Forwarders ranked by 2021 gross logistics revenue/turnover and freight forwarding volumes – Updated 20 September 2022

10 October 2023

Dear Shareholder

The Annual General Meeting (**AGM**) of WiseTech Global Limited will be held at 10am (Sydney time) on **Friday, 24 November 2023**, as a virtual meeting online. While there will not be a physical meeting, shareholders and proxyholders can participate online, ask written or audio questions and vote in real time during the AGM by logging on to the online platform at <https://meetings.linkgroup.com/WTC23>.

The Virtual Meeting Online Guide contains information about how to participate in the virtual AGM and can be accessed online at wisetechglobal.com/investors/annual-general-meetings

The items for consideration at the AGM are the:

1. Financial statements and reports
2. Remuneration Report
3. Re-election of Non-Executive Director, Charles Gibbon
4. Grant of share rights to Executive Director, Maree Isaacs
5. Amendments to the Constitution
6. Reinsertion of Proportional Takeover Provisions.

The Notice of AGM, which contains explanatory information regarding these items of business, is available at wisetechglobal.com/investors/annual-general-meetings

WiseTech's annual report for FY23 can be accessed online at wisetechglobal.com/investors/annual-reports

How to vote

Shareholders using the online platform (at <https://meetings.linkgroup.com/WTC23>) will be able to vote directly through the online platform at any time from commencement of the AGM (10am Sydney time on Friday, 24 November 2023) to the closure of voting as announced by the Chair during the AGM.

If you are unable to attend the virtual AGM, you may submit a direct vote or appoint a proxy to attend and vote on your behalf via linkmarketservices.com.au. You will need your Securityholder Reference Number (SRN) or Holder Identification number (HIN) which is printed at the top of your voting form. Voting instructions must be received by 10am (Sydney time) on **Wednesday, 22 November 2023**. Even if you plan to attend the virtual AGM, we encourage you to submit a voting instruction so that your vote will be counted if, for any reason, you cannot attend (for example, if there is an issue with your internet connection on the day of the AGM).

Alternatively, you can provide your voting instructions prior to meeting by completing the enclosed voting form and returning it using the envelope provided or by any of the methods set out in the Notice of AGM.

Thank you for your continued support of WiseTech Global. I look forward to welcoming you to the 2023 AGM.

A handwritten signature in grey ink that reads "Andrew". The signature is written in a cursive style and is underlined with a single horizontal stroke.

Andrew Harrison
Chair

Virtual Meeting Online Guide

Before you begin

Ensure your browser is compatible. Check your current browser by going to the website: **whatismybrowser.com**

Supported browsers are:


- Chrome – Version 44 & 45 and after
- Firefox – 40.0.2 and after
- Safari – OS X v10.9 & OS X v10.10 and after
- Internet Explorer – 11 and up
- Edge – 92.0 and up

To attend and vote you must have your securityholder number and postcode.

Appointed Proxy: Your proxy number will be provided by Link before the meeting.

Please make sure you have this information before proceeding.

Virtual Meeting Online Guide



The registration form for wisetech global includes the following fields and elements:

- Header: wisetech global logo
- Title: Please register your details to participate
- Fields: Full Name, Mobile (e.g. 022 123 1234), Email, I am a... (dropdown menu)
- Checkbox: I have read and accept the Terms & Conditions
- Button: REGISTER AND WATCH MEETING
- Footer: Help Number: 1800 990 363

Step 1

Open your web browser and go to <https://meetings.linkgroup.com/WTC23>

Step 2

Log in to the portal using your full name, mobile number, email address, and participant type

Please read and accept the terms and conditions before clicking on the blue **'Register and Watch Meeting'** button.

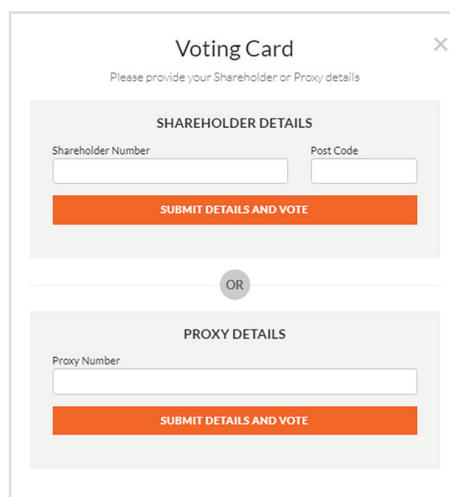
- On the left – a live webcast of the Meeting starts automatically once the meeting has commenced. If the webcast does not start automatically please press the play button and ensure the audio on your computer or device is turned on.
- On the right – the presentation slides that will be addressed during the Meeting
- At the bottom – buttons for 'Get a Voting Card', 'Ask a Question' and a list of company documents to download

Note: If you close your browser, your session will expire and you will need to re-register. If using the same email address, you can request a link to be emailed to you to log back in.

1. Get a Voting Card

To register to vote – click on the 'Get a Voting Card' button.

This will bring up a box which looks like this.



The Voting Card registration form is divided into two sections:


- SHAREHOLDER DETAILS:** Includes fields for Shareholder Number and Post Code, with a SUBMIT DETAILS AND VOTE button.
- OR**
- PROXY DETAILS:** Includes a field for Proxy Number, with a SUBMIT DETAILS AND VOTE button.

If you are an individual or joint securityholder you will need to register and provide validation by entering your securityholder number and postcode.

If you are an appointed Proxy, please enter the Proxy Number issued by Link in the PROXY DETAILS section. Then click the **'SUBMIT DETAILS AND VOTE'** button.

Once you have registered, your voting card will appear with all of the resolutions to be voted on by securityholders at the Meeting (as set out in the Notice of Meeting). You may need to use the scroll bar on the right hand side of the voting card to view all resolutions.

Securityholders and proxies can either submit a Full Vote or Partial Vote.



wisetech
global

2023 Annual General Meeting



+
Get a Voting Card

?
Ask a Question

Downloads

- Speakers Bio's
- Sustainability Report
- Notice of meeting
- Online Guide
- Annual Report

JOHN SAMPLE | *****0014

Voting Card

Please complete your vote by selecting the required voting instruction (For, Against or Abstain) for each resolution. If you would like to complete a partial vote, please specify the number of votes for each resolution in the Partial Vote section. Proxy holder votes will only be applied to discretionary (undirected) votes. Directed votes will be applied as per the shareholder's voting instructions.

Full Vote | **Partial Vote**

Resolution 1 For Against Abstain

GENERAL BUSINESS

SUBMIT VOTE

Full Votes

To submit a full vote on a resolution ensure you are in the **'Full Vote'** tab. Place your vote by clicking on the **'For'**, **'Against'**, or **'Abstain'** voting buttons.

Partial Votes

To submit a partial vote on a resolution ensure you are in the **'Partial Vote'** tab. You can enter the number of votes (for any or all) resolution/s. The total amount of votes that you are entitled to vote for will be listed under each resolution. When you enter the number of votes it will automatically tally how many votes you have left.

Note: If you are submitting a partial vote and do not use all of your entitled votes, the un-voted portion will be submitted as No Instruction and therefore will not be counted.

Once you have finished voting on the resolutions scroll down to the bottom of the box and click on the **'Submit Vote'** or **'Submit Partial Vote'** button.

Note: You can close your voting card without submitting your vote at any time while voting remains open. Any votes you have already made will be saved for the next time you open up the voting card. The voting card will appear on the bottom left corner of the webpage. The message **'Not yet submitted'** will appear at the bottom of the page.

You can edit your voting card at any point while voting is open by clicking on **'Edit Card'**. This will reopen the voting card with any previous votes made.

At the conclusion of the Meeting a red bar with a countdown timer will appear at the top of the Webcast and Slide windows advising the remaining voting time. Please make any changes and submit your voting cards. Once voting has been closed all submitted voting cards cannot be changed.

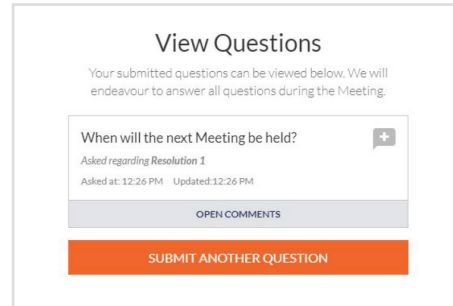
Virtual Meeting Online Guide *continued*

2. How to ask a question

Note: Only verified Securityholders, Proxyholders and Corporate Representatives are eligible to ask questions.

If you have yet to obtain a voting card, you will be prompted to enter your security holder number or proxy details before you can ask a question. To ask a question, click on the 'Ask a Question' button either at the top or bottom of the webpage.

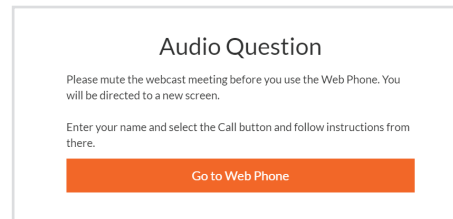
Note that not all questions are guaranteed to be answered during the Meeting, but we will do our best to address your concerns.



2a. How to ask a written question

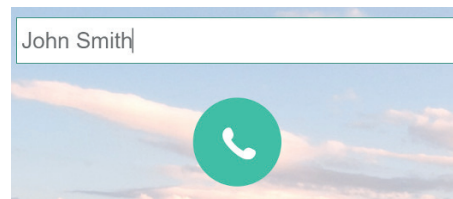
The 'Ask a Question' box will pop up and you have the option to type in a written question or ask an audio question over the phone line.

2b. How to ask an audio question



Step 1

Click on 'Go to Web Phone'



Step 2

Type in your name and hit the green call button. You will then be in the meeting and able to listen to proceedings.

In the 'Regarding' section click on the drop down arrow and select the category/resolution for your question.

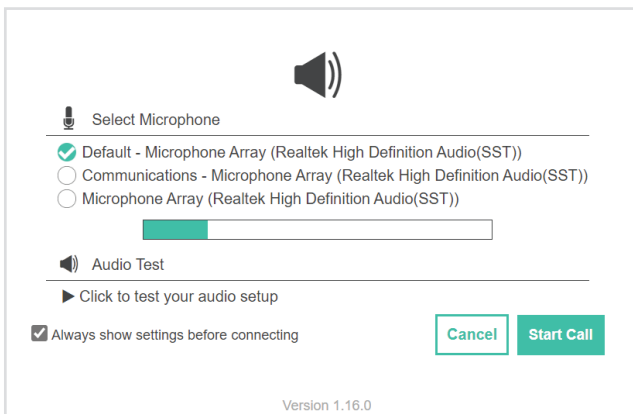
Click in the 'Question' section and type your question and click on 'Submit'.

A 'View Questions' box will appear where you can view your questions at any point. Only you can see the questions you have asked.

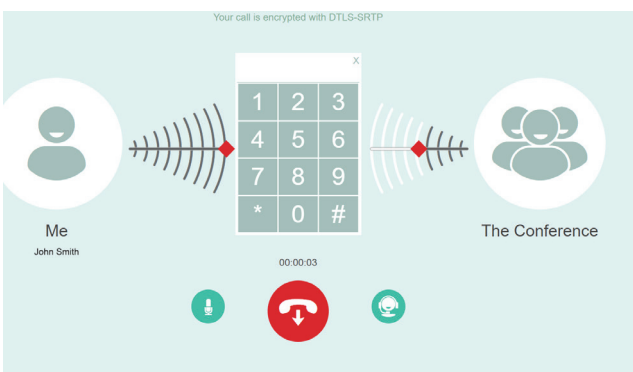
If your question has been answered and you would like to exercise your right of reply, you can submit another question.

Step 3

A box will pop up with a microphone test. Select **'Start Call'**



Step 4



You are now in the meeting (on mute) and will be able to listen to proceedings.

When the Chairman calls for questions or comments on each item of business, press *1 on the keypad on your screen for the item of business that your questions or comments relates to. If at any time you no longer wish to ask a question or make a comment, you can lower your hand by pressing *2 on the keypad.

Step 5

When it is time to ask your question or make your comment, the moderator will introduce you to the meeting. Your line will be unmuted and you will be prompted to speak. If you have also joined the Meeting online, please mute your laptop, desktop, tablet or mobile device before you speak to avoid technical difficulties for you and other shareholders.

Step 6

Your line will be muted once your question or comment has been asked / responded to.

Step 7

You can hang up and resume watching the meeting via the online platform. If you would like to ask a question on another item of business, you can repeat the process above.

Please ensure you have muted the webcast audio.

3. Downloads

View relevant documentation in the Downloads section.

4. Voting closing

Voting will end 5 minutes after the close of the Meeting.

At the conclusion of the Meeting a red bar with a countdown timer will appear at the top of the Webcast and Slide screens advising the remaining voting time. If you have not submitted your vote, you should do so now.

Contact us

Australia

T +61 1800 990 363

E info@linkmarketservices.com.au