

December 2023 Quarterly Activities Report

31 January 2024



NORTH AMERICAN LITHIUM RAMP-UP PROGRESSES WITH PRODUCTION HIKE

Québec, Canada

Significant increase in ore mined at the NAL operation combined with higher grades delivered to the plant due to increased blasting efficiencies and dilution management.

Increased concentrate production by 9% to 34,237 dmt of spodumene concentrate at an average grade of 5.5% Li₂O. Record monthly production of 13,954 dmt achieved in December 2023.

Process plant utilisation improved with an average mill utilisation of 75%, an increase of 3% compared to the prior quarter.

Lithium recovery for the quarter was 62%, an increase of 4% compared to the prior quarter.

Two shipments of concentrate sold by NAL during the quarter. A third shipment departed port in early January 2024.

Major capital projects advanced at NAL, including the Crushed Ore Dome, together with substantially completing the Tailings Storage Facility 1. Additional major capital projects at NAL under review.

New high-grade lithium pegmatite mineralised zones identified at NAL in the north-west extensions to the mine and outside the current DFS pit shell, indicating potential for resource conversion and resource definition below the DFS pit shell.

Western Australia, Australia

77-hole aircore drilling program completed at Tabba Tabba, with 400 drill samples submitted to ALS Laboratories for lithium and multi-element analysis. Results anticipated to be returned first quarter of calendar 2024. Earthworks completed for a deeper RC drilling program at the northern drill area.

Corporate

Completion of strategic review and approval of five-pillar strategy.

Establishment of two Board committees, including a Nomination and Remuneration Committee and Audit and Risk Committee. Additional independent Non-Executive director to be appointed by the end of February 2024.

Quarterly Highlights

Ore Mined

322,448 wmt

44% QoQ



Concentrate Produced

34,237 dmt

9% QoQ



Concentrate Sold

23,942 dmt

(50%) QoQ



Revenue

A\$23M

(76%) QoQ



Average Realised Selling Price

A\$946 / dmt

(52%) QoQ



Unit Operating Cost (FOB)

A\$1,397 / dmt

14% QoQ



Cash Balance

A\$158M

(32%) QoQ



Management Commentary

It was a strong operational quarter for Sayona, with ore mined and concentrate production at NAL increasing compared to the prior quarter. NAL produced 34,237 dry metric tonnes (dmt) of concentrate at the target quality of 5.5% Li₂O, up 9% on the previous quarter, while major capital projects such as the Crushed Ore Dome were advanced.

The NAL team continues to explore options to optimise production processes, with initiatives to add new flotation instrumentation, additional monitoring of ore sorters and refinement of plant maintenance strategies well underway.

Exploration activity continued during the December quarter, with drilling at NAL and Vallée Lithium completed, providing the potential for further increases to the existing NAL lithium resource base. The first drill program in Western Australia at Tabba Tabba (lithium) was completed, with the results anticipated in the first quarter of calendar 2024. Earthworks have also been completed for a deeper RC drilling program, in a region which has been subject to some notable discoveries.

Post-quarter, Sayona announced on 25 January 2024 an operational review is underway to optimise NAL's cost structure in response to rapidly changing conditions in the global lithium market. The review is focusing on opportunities to reduce NAL's cost base, manage cash flow and preserve the operation's financial sustainability. The review is expected to be completed by the end of the first quarter of calendar 2024, with the outcome to be announced to the market.

Sayona is also continuing the process to recruit an additional independent Non-Executive Director, as part of our strengthening of corporate governance. The appointment is expected to be announced before the end of February 2024.

Amid challenging market conditions, Sayona remains focused on delivering results for shareholders and ensuring the Company is well positioned for the eventual upturn.

Mr James Brown
Executive Director & Interim CEO

KEY RESULTS AND ACTIVITIES

Safety and Sustainability

Health and Safety

The Total Recordable Injury Frequency Rate (TRIFR) increased in the December quarter due to a significant reduction in hours worked compared to the previous quarter, despite a decline in the number of incidents recorded in the quarter. The NAL mill achieved 90 days without a recordable injury. In December 2023, the lowest TRIFR was achieved since the restart of operations at North American Lithium, underscoring our dedication to continuous safety improvements and to foster a safer working environment.

During the quarter, the Company reviewed the work card across the NAL operation for standardisation, initiated a critical risks control program to be used in the training of employees and contractors on managing critical risks, and redesigned the toolbox meeting for improved communication across the NAL operation. It is anticipated these health and safety initiatives will be implemented in the upcoming quarter.

ESG and Community Engagement

During the quarter, NAL received permitting approval to operate the NAL concentrator at a feed rate of up to 4,500 tonnes per day. Additional permitting work progressed during the quarter related to the expansion of the NAL pit, overburden expansion and waste rock stockpile.

Sayona's ESG strategy was further refined during the quarter, which included the development of objectives and key performance indicators across the ESG priority areas identified in the company's Sustainable Development Policy. Gap analysis was performed to assist in the development of an action plan to achieve Towards Sustainable Mining certification, targeted for 2024.

The environmental assessment process continued for the Authier Lithium Project during the quarter. Key activities included the relaunch of several studies for finalisation as part of the broader impact study. Public consultations of the project notice were completed in November 2023, and feedback from the consultations provided to Sayona. Finalisation of the impact study is targeted in 2024, with BAPE (Bureau d'audiences publiques sur l'environnement) hearings possible as early as the end of 2024.

Engagement with local communities in the Abitibi-Temiscamingue Hub continued during the quarter, including a presentation by Sayona on the Definitive Feasibility Study for the NAL and Authier projects, as well as employment and contract opportunities within Sayona's Abitibi-Temiscamingue operations.

Negotiations continued with the Abitiwinni and Lac Simon communities with a view to reaching a mutually beneficial Impact and Benefit Agreement. Sayona met with the mayors of Chibougamau and Chapais during the quarter to discuss the opportunities for infrastructure within the territory, to support the operation of the Moblan Lithium Project. Regular quarterly meetings were also held with local families and tallymen, to discuss the best solutions for development of the Moblan Lithium Project in collaboration with local families and land users.

Operational and Financial Performance

Table 1: Summary of Key Metrics for Period Ended 31 December 2023

	Unit	Q2 FY24	Q1 FY24	QoQ Variance	YTD FY24	YTD FY23	YTD Variance
North American Lithium¹							
Ore Mined	wmt	322,448	224,420	44%	546,868	68,662	478,206
Recovery	%	62	58	4%	60	-	-
Concentrate Produced	dmt	34,237	31,486	9%	65,723	-	-
Concentrate Grade Produced	%	5.5	5.5	-	5.5	-	-
Concentrate Sold	dmt	23,942	48,211	(50%)	72,152	-	-
Average Realised Selling Price (FOB) ²	\$/dmt	946	1,985	(52%)	1,640	-	-
Revenue	\$M	23	96	(76%)	118	-	-
Unit Operating Cost (FOB) ³	\$/dmt	1,397	1,231	14%	1,286	-	-
Group¹							
Cash Balance	\$M	158	233	(32%)	158	98	60
AUD:CAD	\$	0.8862	0.8781	(1%)	0.8821	0.8919	1%

North American Lithium Mining

Ore mined of 322,448 wet metric tonnes (wmt) was 44% higher than the previous quarter. Higher grades were delivered to the plant due to increased blasting efficiencies and dilution management.

NAL is actively preparing for the commencement of Phase 3 mining operations. This phase incorporates most of the underground stopes from the historical operations and is a significant component of the mine plan at the current NAL operation.

The Run of Mine (ROM) stockpile totalled 164,637 tonnes as at 31 December 2023, a 33% increase from 30 September 2023.

Production

The crushing circuit processed 268,472 tonnes of ore at an average feed grade of 1.17% Li₂O, an 8% increase in ore processed compared to the previous quarter. Improvements in feed grade resulted from grade increases of the various stockpiles used to feed the crushing circuit.

The process plant improved utilisation during the quarter with an average mill utilisation of 75%, an increase of 3% compared to the prior quarter. Utilisation improved despite challenges early in the quarter caused by weather, longer planned shutdowns and unplanned shutdowns. A significant increase in mill utilisation was recorded after the major planned shutdown in November for mill relining.

The Li₂O recovery for the quarter was 62%, an increase of 4% compared to the prior quarter. Recoveries improved due to an improvement in ore sorter availability from routine monitoring, along with an increase in mill recoveries from positive plant trials of the G3 collector and the retrofit of a high-density conditioning tank which had been decommissioned in the historical operation. Recoveries also benefitted from an increase in overall processing circuit stability.

During the quarter, NAL produced 34,237 dry metric tonnes of spodumene concentrate at an average grade of 5.5% Li₂O, an increase of 9% compared to the prior quarter. The rise in concentrate production was achieved by higher feed grade, improved plant utilisation following the planned shutdown in November, the addition of the retrofit high-density conditioning tank, and ongoing optimisation initiatives such as frequent changing of rods to prevent mill stoppages.

¹ All figures are reported in 100% terms. Numbers presented may not add up precisely to the totals provided due to rounding.

² Average realised selling price is calculated on an accruals basis and reported in \$/dmt sold, FOB Port of Québec.

³ Unit operating cost is calculated on an accruals basis and includes mining, processing, transport, port charges, site-based general and administration costs and cash based inventory movements, and excludes depreciation and amortisation charges, freight and royalties. It is reported in \$/dmt sold, FOB Port of Québec.

In December 2023, NAL achieved a record monthly production of 13,954 dry metric tonnes, a 14% increase on the previous monthly production record observed in June 2023. NAL achieved successive daily production records of spodumene concentrate production between 650 – 700 dry metric tonnes per day, reflecting the progress of process plant optimisation and continuous improvement programs. Additional flotation instrumentation upgrades are being explored to improve real-time optimisation of the flotation circuit, improve efficiencies and reduce reliance on operators.

Sales

Total concentrate sold during the quarter was 23,942 dry metric tonnes, a decrease of 50% on the prior quarter. Two shipments departed port during the quarter, with one cargo sold to the international lithium market and one cargo sold to Piedmont Lithium. The reduction in sales volume resulted from a smaller than average cargo sold to the international lithium market, and the delay of a third cargo leaving port until January 2024 caused by port congestion, holiday port closure and unfavourable weather conditions.

The average realised selling price (FOB) decreased by 52% to A\$946/dmt compared to the previous quarter. Lithium price indexes continued to decline during the quarter, leading to Quotational Period adjustments totalling A\$6.1 million (A\$254/dmt) which related to a prior quarter shipment. The estimated underlying average realised selling price achieved for the quarter (excluding Quotational Period adjustments) was approximately A\$1,200/dmt.

A total of 20,565 tonnes of spodumene concentrate was stockpiled at the port as at 31 December 2023.

Costs

Unit operating costs for NAL increased 14% to A\$1,397/dmt compared to the September quarter. The normalisation of non-recurring capitalised development costs from Q4 FY23 contributed to the increase in unit costs compared to the previous quarter.

Controllable costs increased due to additional workforce costs and replacement parts incurred for the major planned shutdown during the quarter, together with additional safety equipment hired to manage geotechnical risks around the mining of historical underground stopes.

Unit operating costs increased due to lower concentrate sold during the quarter, however this was offset by favourable inventory movements.

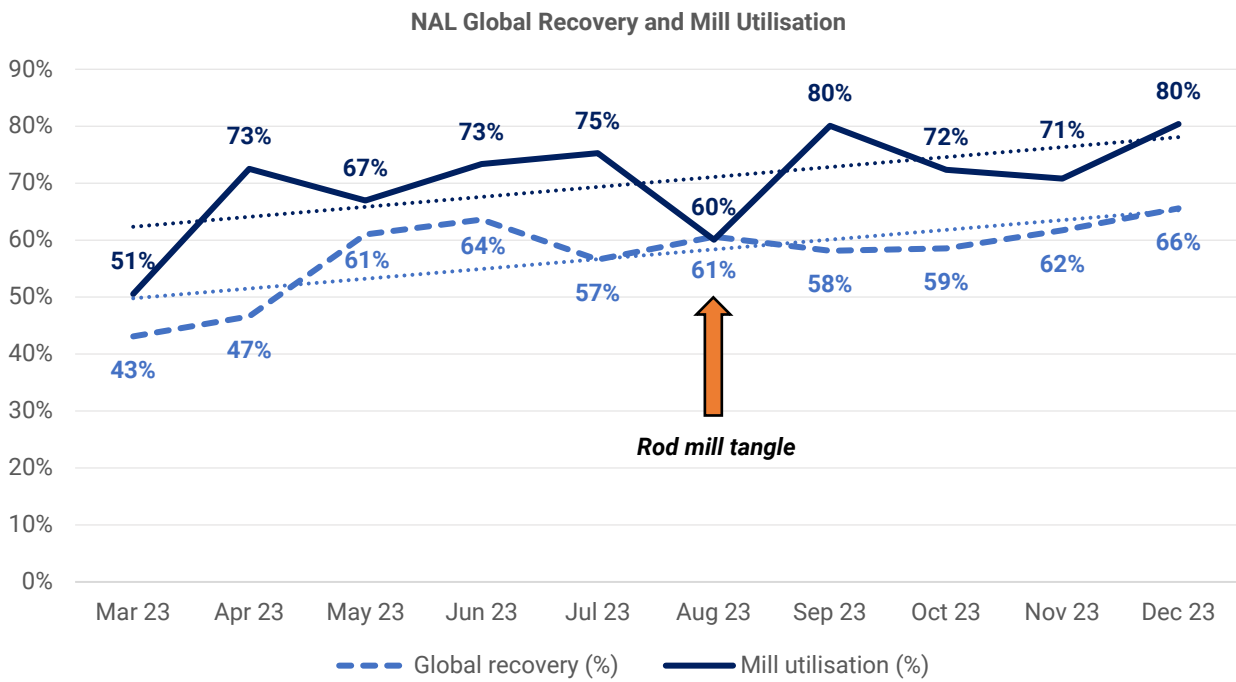


Figure 1: NAL Global Recovery and Mill Utilisation

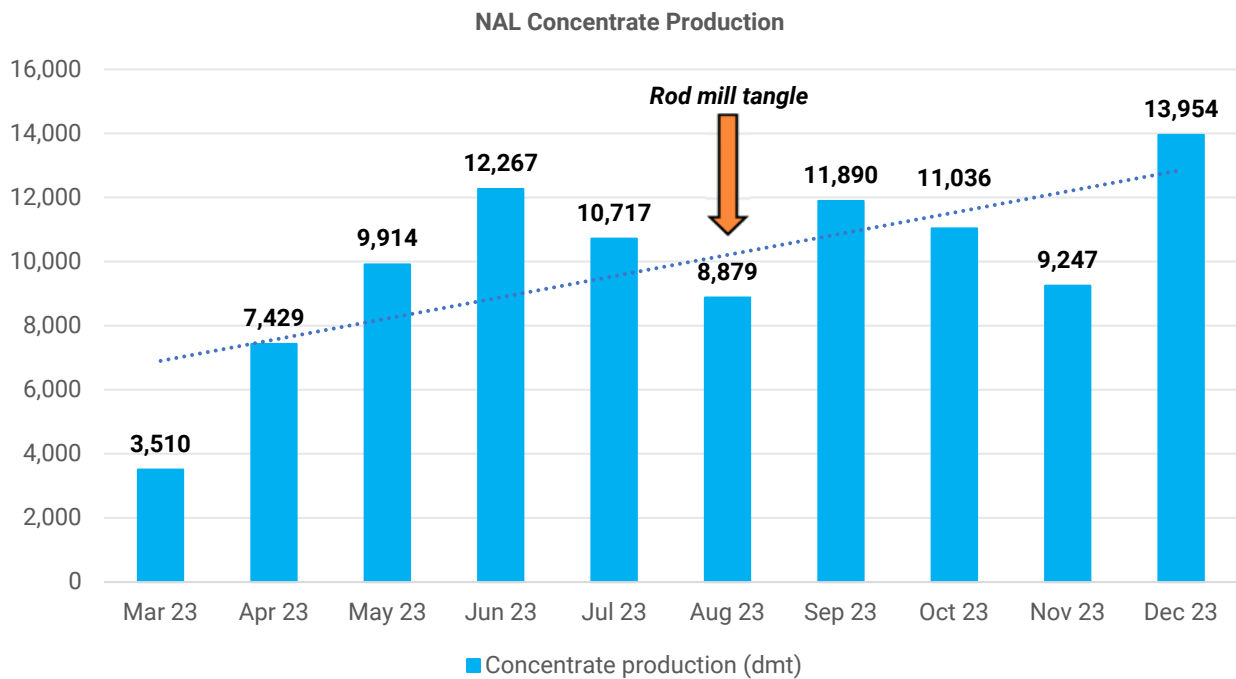


Figure 2: NAL Concentrate Production

Project Development


Québec, Canada

North American Lithium Crushed Ore Dome

The Crushed Ore Dome is designed to act as a secondary supply source of crushed ore to the mill to maintain process plant utilisation. The dome will have a storage capacity of around 6,000 tonnes of crushed ore when completed. All major equipment has been delivered to site, with the project expected to be completed by the end of March 2024.

The pouring of concrete walls and equipment foundations, together with all backfilling was completed during the quarter. Transfer towers are nearing completion, and the silo chute and bucket diverter were installed during the November planned shutdown which was a critical milestone. Most conveyors have been assembled and lifted in place, including the transfer conveyor, main conveyor as well as the belt feeder and reclaim conveyor. The dome arches were all erected during the quarter, with the fabric to be installed over the end walls in the following quarter.

NAL evaluated the addition of a refeed system, with the project being fast tracked into construction. The refeed system is anticipated to be completed by the end of March 2024 and will be considered as part of future production plans.



Figures 3 and 4: Crushed Ore Dome construction in progress

Tailings Storage Facility 1 (TSF1)

The existing Tailings Storage Facility 1 raise project aims to increase the tailings storage to approximately 1.9 million cubic metres of storage capacity to support process plant production. At the end of the quarter the project was close to completion with only minor works to be completed in 2024, including geomembrane installation and minor civil works on the north and south spillways.

Jaw Crusher C-150

The Jaw Crusher C-150 project is designed to stabilise mill throughput by minimising blockages in the crushing circuit and minimising use of the rock hammer on the ROM pad. The environmental approval permit was granted during the quarter, and all containers have been received at site. The project is being evaluated for completion in 2024 or 2025, to support ongoing cashflow management priorities.

Moblan Definitive Feasibility Study

The definitive feasibility study for the development of a lithium mine and concentrator at Moblan progressed during the quarter. Subject to the finalisation of workstreams by technical consultants and further partner reviews, the DFS is expected to be released in the first quarter of calendar 2024.

Exploration

Québec, Canada

North American Lithium

The objectives of the 2023 drilling program at NAL comprised the conversion of Inferred Resources to Measured and Indicated Resources within the current MRE pit shell, and exploration for extensions of the NAL spodumene pegmatite dykes to the north-west and south-east of the existing pit. The 2023 drilling program finished in November 2023.

New high-grade lithium pegmatite mineralised zones were identified¹ at NAL during the quarter in north-west extensions to the NAL mine and outside the current DFS pit shell. Lithium mineralisation inside the DFS pit shell continues to show continuity and consistency in grade and thickness, indicating the potential for resource conversion and resource definition within and below the DFS pit shell.

At 31 December 2023, a total of 172 diamond drill holes measuring a total depth of 45,535 metres had been drilled, with an average of five drill rigs used throughout the quarter. The drilling rate declined during the quarter, as the program progressed to completion in November 2023. A mineral resource upgrade is planned once all the drilling results have been received.

Vallée Lithium Project

The objective of the 2023 Vallée Lithium drill program was the exploration of the south-east extension of the Vallée Lithium deposit. At 31 December 2023, a total of 66 diamond drill holes measuring a total depth of 15,604 metres were completed, with an average of four drill rigs used throughout the quarter. The drilling rate declined during the quarter, as the program progressed to completion in November 2023. NAL fulfilled the first year option at Vallée Lithium resulting in the acquisition of 25% ownership of the Vallée Lithium project on 14 December 2023.

Moblan Lithium Project

The objective of the 2023 drilling program at the Moblan Lithium Project was exploration for extensions of the mineral resource, with a focus on lateral and depth delimitation of the known mineral resources. During the quarter, Sayona announced² drill results which showed Moblan's expansion potential. High-grade mineralisation was identified outside of the April 2023 JORC resource pit shell, indicating the potential to expand the existing resource.

Western Australia, Australia

Tabba Tabba Project

In December 2023 a 77-hole aircore drill program for 1,473m was completed. Drilling was focused on two areas along the 7.5km lithium prospective corridor within the lease, being the first drilling within the tenement to target lithium pegmatite mineralisation. Sayona holds a 100% interest in the rights to lithium and pegmatite metals within the lease under an agreement with tenement owners De Grey Mining.

The northern drill area, comprising two traverses spaced 400m apart was situated in an area where bedrock is obscured by thin cover and lies immediately south of the historic Tabba Tabba tantalum mine, where recent exploration by Wildcat Resources has identified encouraging lithium mineralisation. The southern drill area comprised four traverses over the Roadside and Turley pegmatite prospect areas.

In both drill areas bedrock is largely obscured by thin cover and the drilling was designed to provide geological and geochemical information to allow targeting of deeper drilling by reverse circulation and diamond drilling methods. A total of 400 drill samples have been submitted to ALS Laboratories for lithium and multi-element analysis, with results anticipated in the first quarter of calendar 2024. Geological data is currently being interpreted and when assay results become available, the combination of this information will help scope the next phases of drilling in the 2024 season.

¹ Refer ASX announcement on 2 November 2023

² Refer ASX announcement on 23 October 2023

As an interim measure, earthworks have been completed for a program of deeper RC drilling at the northern drill area, targeting favourable structures and host rocks, including the prospective gabbro-sediment contact for repetitions of Tabba Tabba style lithium pegmatite.

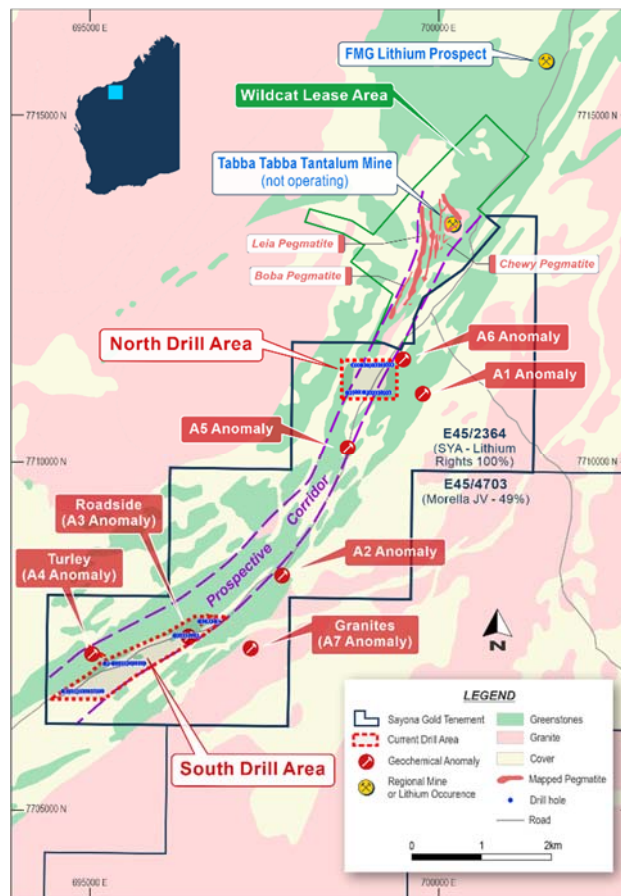


Figure 5: 2023 Drill holes at Tabba Tabba

Mt Dove Project

A drill contract was executed for first pass aircore drilling at Mt Dove. The timing for commencing drilling is currently being reviewed. The aircore drill program objectives are to test magnetic features and structural targets beneath cover for bedrock gold anomalism of similar style to De Grey Mining’s nearby Hemi discovery.

Morella Lithium Joint Venture Project

Sayona holds a 49% equity stake in the Morella Lithium Joint Venture, which comprises lithium rights to six tenements in the Pilbara covering 426 square kilometres and two tenements in South Murchison covering 48 square kilometres. Morella Corporation Limited (ASX: 1MC) is the manager of the joint venture.

A total of 66 RC drillholes for 3,754m were completed at the Eastern Pegmatite 2 prospect within the Mallina project. The drilling results have confirmed and improved the understanding of mineralisation previously identified within the Pegmatite 2 area, with 42 holes intersecting lithium mineralisation above 0.5% Li₂O¹. The Pegmatite 2 area is host to a 1.5km long pegmatite swam with the latest drilling confirming pegmatite thicknesses up to 20 metres. Additional drilling is planned over extensions to the identified mineralisation as well as testing new targets within the greater Mallina lease.

Exploration over other Joint Venture areas included completion of soil geochemistry at the Tabba Tabba East and West Wodgina leases, targeting key exploration zones identified through remote geological mapping and geophysical surveys. Results provide encouragement for drill planning to test target areas within the lease areas.

¹ Refer ASX announcement (ASX:1MC) on 5 December 2023

Corporate

Strategic Review

In November 2023, the Sayona announced¹ the results of the review of its strategy to become a leading global supplier of high-quality lithium chemicals, supporting global decarbonisation efforts and the energy transition. The review encompassed all facets of the Company, including operations and downstream processing, recognising Sayona's ability to take advantage of the continued drive for locally supplied, battery-grade lithium chemicals in North America.

Following the completion of the strategic review, the Board approved a five-pillar strategy:

1. Optimise operations;
2. Expand resource base;
3. Develop assets;
4. Integrate downstream;
5. Explore strategic partnerships.

Board Committee Update

In December 2023, the Sayona Board announced² the establishment of two Board committees, including a Nomination and Remuneration Committee and an Audit and Risk Committee. The Board committed to appointing an additional independent Non-Executive Director to the Board by the end of February 2024. The independent Non-Executive Director is expected to join the Audit and Risk Committee once appointed.

Sayona is also committed to appointing an independent Chairman to the Board, to enable the Company to satisfy the ASX Corporate Governance Council's Corporate Governance Principles and Recommendations regarding Board composition.

Annual General Meeting

Sayona held its Annual General Meeting of shareholders on 30 November 2023 in Brisbane, Australia. The voting results are available via the ASX announcement released the same day.

Annual Report to shareholders

Sayona released its Annual Report to shareholders for fiscal 2023 on 31 October 2023. The Group's consolidated loss after income tax for the year ended 30 June 2023 was \$12.9 million (2022: \$73.8 million profit).

Cash Balance³

The balance of cash and cash equivalents at the end of the quarter was \$158.0 million, a \$74.8 million decrease over the equivalent balance of \$232.8 million at 30 September 2023.

Major cash inflows for the quarter included:

- net receipts from customers of \$48.3 million from the sale of spodumene concentrate, which included customer repayments of \$22.2 million for Quotational Period adjustments relating to a prior quarter shipment;
- proceeds of \$4.2 million from joint venture partners; and
- proceeds of \$2.4 million relating to interest income.

Major cash outflows for the quarter included:

- \$65.0 million on production expenditure, which included adverse working capital movements at NAL;
- \$38.1 million on capital expenditure relating to the acquisition of plant and equipment at the Québec lithium projects;
- \$12.7 million on administration, corporate and payroll costs across all projects in Canada and Australia; and
- \$10.3 million on exploration and evaluation expenditure mainly relating to the Québec lithium projects.

During the quarter, the Company made payments of \$0.3 million to related parties, representing remuneration for Executive Directors and Non-Executive Directors.

¹ Refer ASX announcement on 9 November 2023

² Refer ASX announcement on 5 December 2023

³ All financial information is unaudited and may be subject to change in the final audited financial statements.

Sayona Québec Joint Venture (SYQ)

During the quarter, SYQ had receipts from customers of \$48 million and payments of operating costs of \$66 million, resulting in a net cash outflow from operating activities of \$18 million. SYQ incurred capital expenditure of \$36 million and exploration expenditure of \$5 million, resulting in a net cash outflow from investing activities of \$41 million. Equity contributions from joint venture partners totalled \$17 million for the quarter. The net decrease in cash and cash equivalents for the SYQ joint venture was \$43 million.

Group

Outside of the SYQ joint venture, Sayona incurred payments of operating costs of \$11 million. Sayona (excluding SYQ) incurred capital expenditure of \$2 million and exploration expenditure of \$5 million, resulting in a net cash outflow from investing activities of \$7 million. Sayona made payments to the SYQ joint venture of \$12 million. Other net cash flows were an outflow of \$2 million. The net decrease in cash and cash equivalents for Sayona, excluding the SYQ joint venture, was \$32 million.

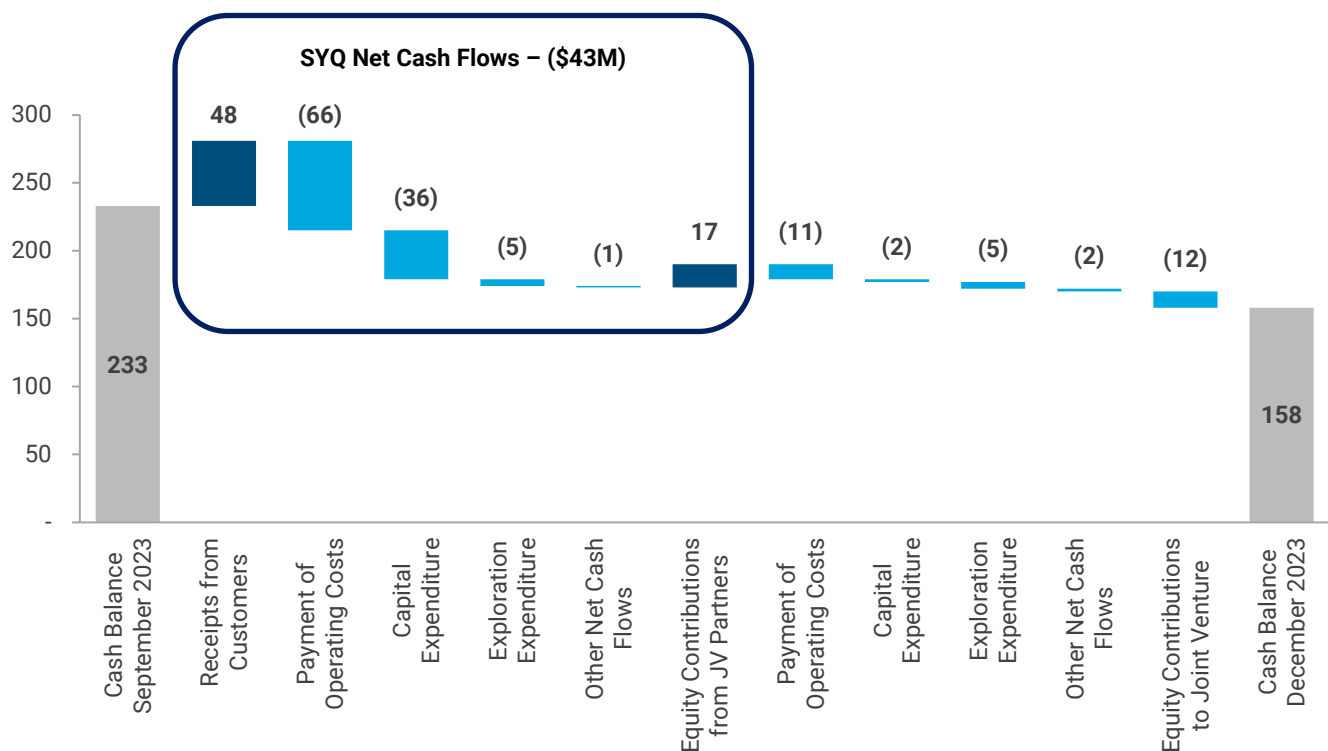


Figure 6: Sayona net cash flows for December quarter 2023

Capital Structure

At 31 December 2023, the Company had the following capital structure:

- 10,293,296,014 ordinary fully paid shares; and
- 12,234,482 unquoted options expiring on various dates.

Announcement authorised for release by Mr James Brown, Executive Director & Interim CEO of Sayona Mining Limited.

For more information, please contact:

James Brown

Executive Director & Interim CEO

Email: info@sayonamining.com.au

For investor and media queries, please contact:

Anthony Fensom

Fensom Advisory

Email: anthony@fensom.com.au

Phone: +61 407 112 623

The following information applies to this report:

- 1 All references to dollars and cents are Australian currency, unless otherwise stated.
- 2 Numbers presented may not add up precisely to the totals provided due to rounding.

The following abbreviations may have been used throughout this report: cost, insurance and freight (CIF); dry metric tonne (dmt); earnings before interest and tax (EBIT); earnings before interest, tax, depreciation and amortisation (EBITDA); free on board (FOB); life of mine (LOM); lithium carbonate (Li_2CO_3); lithium hydroxide (LiOH); lithium oxide (Li_2O); net present value (NPV); run of mine (ROM); thousand tonnes (kt); tonnes (t); and wet metric tonne (wmt).

Forward-Looking Statements

This report may contain certain forward-looking statements. Such statements are only predictions, based on certain assumptions and involve known and unknown risks, uncertainties and other factors, many of which are beyond Sayona Mining Limited's control. Actual events or results may differ materially from the events or results expected or implied in any forward-looking statement. The inclusion of such statements should not be regarded as a representation, warranty or prediction with respect to the accuracy of the underlying assumptions or that any forward-looking statements will be or are likely to be fulfilled.

Sayona Mining Limited undertakes no obligation to update any forward-looking statement or other statement to reflect events or circumstances after the date of this report (subject to securities exchange disclosure requirements).

The information in this report does not take into account the objectives, financial situation or particular needs of any person. Nothing contained in this report constitutes investment, legal, tax or other advice.

About Sayona Mining

Sayona Mining Limited is a North American lithium producer (ASX: SYA; OTCQB: SYAXF) with projects in Québec, Canada and Western Australia, Australia.

In Québec, Sayona's assets include North American Lithium, the Authier Lithium Project and its emerging Tansim Lithium Project, which are supported by a strategic partnership with American lithium developer Piedmont Lithium Inc. (Nasdaq: PLL; ASX: PLL). Sayona also holds a 60% interest in the Moblan Lithium Project in northern Québec.

In Western Australia, Sayona holds a large tenement portfolio in the Pilbara region prospective for gold and lithium. The Company is exploring for Hemi-style gold targets in the world-class Pilbara region, while a portion of its key lithium projects are subject to a joint venture with Morella Corporation Limited (ASX: 1MC).

For more information, please visit us at www.sayonamining.com.au

References to Previous ASX Releases

- Operational review to optimise NAL cost structure – 25 January 2024
- Drilling Underway at Tabba Tabba Lithium Project – 6 December 2023
- Board Committee Update – 5 December 2023
- 1MC: Drilling at Mallina identifies mineralised spodumene – 5 December 2023
- Results of Annual General Meeting – 30 November 2023
- AGM 2023 Chair Address and Presentation – 30 November 2023
- 1MC: Successful Soil Program at West Wodgina Lithium Project – 22 November 2023
- Strategic Review and Operational Update – 9 November 2023
- New High-Grade Zones Encountered in NAL Drilling – 2 November 2023
- Annual Report to shareholders – 31 October 2023
- Moblan Drilling Shows Expansion Potential – 23 October 2023
- 1MC: Drilling Commenced at Mallina Lithium Project – 12 September 2023

The Company confirms that it is not aware of any new information or data that materially affects the information included in the original market announcement and all material assumptions and technical parameters continue to apply and have not materially changed. The Company confirms that the form and context in which the Competent Person's findings are presented have not been materially modified from the original market announcements.

Appendices

Australian Tenement Schedule as at 31 December 2023

Project	Location	Tenement	Name	Commodity	Status	Interest
WA Graphite Projects	Western Australia, Australia	E80/4511	Western Iron	Graphite	Granted	100%
		E80/4949	Corkwood	Graphite	Granted	100%
WA Lithium and Gold Projects	Western Australia, Australia	E45/2364	Tabba Tabba	Lithium	Granted	100%
		E45/4703	Tabba Tabba East	Gold & Lithium	Granted	49% ^(1,2)
		E45/4716	Red Rock	Gold & Lithium	Granted	100%
		E45/4726	West Wodgina	Gold & Lithium	Granted	49% ^(1,2)
		E45/5288	Strelley	Gold & Lithium	Granted	49% ^(1,2)
		E45/5289	Strelley West	Gold & Lithium	Granted	49% ^(1,2)
		E45/6650	Indee	Gold & Lithium	Application	100%
		E45/5904	Mac Well	Gold & Lithium	Granted	49% ^(1,2)
		E47/2983	Mallina	Lithium	Granted	49% ⁽¹⁾
		E47/3802	Friendly Creek	Gold & Lithium	Granted	100%
		E47/3829	Deep Well	Gold & Lithium	Granted	100%
		E47/3950	Mt Dove	Gold & Lithium	Granted	100%
		E59/2055	Mt Edon West	Lithium	Granted	49% ⁽¹⁾
		E59/2092	Mt Edon	Lithium	Granted	39% ⁽¹⁾

⁽¹⁾ Tenement subject to Morella Lithium Joint Venture.

⁽²⁾ Gold rights are 100% owned by Sayona.

Canadian Tenement Schedule as at 31 December 2023

Project	Tenement	Interest	Project	Tenement	Interest	Project	Tenement	Interest			
Authier Lithium Project	2116146	100%	Pontiac Claims	2638660	100%	Pontiac Claims	2638714	100%			
	2116154	100%		2638661	100%		2638715	100%			
	2116155	100%		2638662	100%		2638716	100%			
	Location	2116156		100%	Québec, Canada (continued)		2638663	100%	Québec, Canada (continued)	2638717	100%
		2183454		100%			2638664	100%		2638718	100%
	Commodity Lithium	2183455		100%			2638665	100%		2638719	100%
		2187651		100%			2638666	100%		2638720	100%
		2187652		100%			2638667	100%		2638721	100%
		2192470		100%			2638668	100%		2638722	100%
	Total Claims 24	2192471		100%			2638669	100%		2638723	100%
2194819		100%	2638670	100%		2638724	100%				
2195725		100%	2638671	100%		2638725	100%				
2219206		100%	2638672	100%		2638726	100%				
2219207		100%	2638673	100%	2638727	100%					
2219208		100%	2638674	100%	2638728	100%					
2219209		100%	2638675	100%	2638729	100%					
2240226		100%	2638676	100%	2638730	100%					
2240227		100%	2638677	100%	2638731	100%					
2247100		100%	2638678	100%	2638732	100%					
North American Lithium	2247101	100%	2638679	100%	2638733	100%					
	2472424	100%	2638680	100%	2638734	100%					
	2472425	100%	2638681	100%	2638735	100%					
	2480180	100%	2638682	100%	2638736	100%					
	2507910	100%	2638683	100%	2638737	100%					
	1005	100%	2638684	100%	2638738	100%					
	2145325	100%	2638685	100%	2638739	100%					
	2145326	100%	2638686	100%	2638740	100%					
	Location	2145327	100%	2638687	100%	2638741	100%				
		2145328	100%	2638688	100%	2638742	100%				
Commodity Lithium	2145329	100%	2638689	100%	2638743	100%					
	2145330	100%	2638690	100%	2638744	100%					
	2145331	100%	2638691	100%	2638745	100%					
	2145332	100%	2638692	100%	2638746	100%					
Total Claims 22	2145333	100%	2638693	100%	2638747	100%					
	2145334	100%	2638694	100%	2638748	100%					
	2145335	100%	2638695	100%	2638749	100%					
	2145336	100%	2638696	100%	2638750	100%					
	2154987	100%	2638697	100%	2638751	100%					
	2154988	100%	2638698	100%	2638752	100%					
	2154989	100%	2638699	100%	2638753	100%					
	2154990	100%	2638700	100%	2638754	100%					
	2154991	100%	2638701	100%	2638755	100%					
	2154992	100%	2638702	100%	2638756	100%					
Pontiac Claims	2154993	100%	2638703	100%	2638757	100%					
	2569722	100%	2638704	100%	2638758	100%					
	2569723	100%	2638705	100%	2638760	100%					
	2638652	100%	2638706	100%	2638761	100%					
	2638653	100%	2638707	100%	2638762	100%					
	Commodity Lithium	2638654	100%	2638708	100%	2638763	100%				
		2638655	100%	2638709	100%	2638764	100%				
	Total Claims 1,284	2638656	100%	2638710	100%	2638765	100%				
		2638657	100%	2638711	100%	2638766	100%				
		2638658	100%	2638712	100%	2638767	100%				
2638659		100%	2638713	100%	2638768	100%					

Canadian Tenement Schedule as at 31 December 2023 (continued)

Project	Tenement	Interest	Project	Tenement	Interest	Project	Tenement	Interest
Pontiac Claims	2638769	100%	Pontiac Claims	2638823	100%	Pontiac Claims	2638877	100%
	2638770	100%		2638824	100%		2638878	100%
	2638771	100%		2638825	100%		2638879	100%
Location Québec, Canada	2638772	100%	Québec, Canada (continued)	2638826	100%	Québec, Canada (continued)	2638880	100%
	2638773	100%		2638827	100%		2638881	100%
	2638774	100%		2638828	100%		2638882	100%
Commodity Lithium	2638775	100%		2638829	100%		2638883	100%
	2638776	100%		2638830	100%		2638884	100%
Total Claims 1,284	2638777	100%		2638831	100%		2638885	100%
	2638778	100%		2638832	100%		2638886	100%
	2638779	100%		2638833	100%		2638887	100%
	2638780	100%		2638834	100%		2638888	100%
	2638781	100%		2638835	100%		2638889	100%
	2638782	100%		2638836	100%		2638890	100%
	2638783	100%		2638837	100%		2638891	100%
	2638784	100%		2638838	100%		2638892	100%
	2638785	100%		2638839	100%		2638893	100%
	2638786	100%		2638840	100%		2638894	100%
	2638787	100%		2638841	100%		2639224	100%
	2638788	100%		2638842	100%		2639225	100%
	2638789	100%		2638843	100%		2639226	100%
	2638790	100%		2638844	100%		2639227	100%
	2638791	100%		2638845	100%		2639228	100%
	2638792	100%		2638846	100%		2639229	100%
	2638793	100%		2638847	100%		2639230	100%
	2638794	100%		2638848	100%		2639231	100%
	2638795	100%		2638849	100%		2639232	100%
	2638796	100%		2638850	100%		2639233	100%
	2638797	100%		2638851	100%		2639234	100%
	2638798	100%		2638852	100%		2639235	100%
	2638799	100%		2638853	100%		2639236	100%
	2638800	100%		2638854	100%		2639237	100%
	2638801	100%		2638855	100%		2639238	100%
	2638802	100%		2638856	100%		2639239	100%
	2638803	100%		2638857	100%		2639240	100%
	2638804	100%		2638858	100%		2639241	100%
	2638805	100%		2638859	100%		2639242	100%
	2638806	100%		2638860	100%		2639243	100%
	2638807	100%		2638861	100%		2639244	100%
	2638808	100%		2638862	100%		2639245	100%
	2638809	100%		2638863	100%		2639246	100%
	2638810	100%		2638864	100%		2639247	100%
	2638811	100%		2638865	100%		2639248	100%
	2638812	100%		2638866	100%		2639249	100%
	2638813	100%		2638867	100%		2639250	100%
	2638814	100%		2638868	100%		2639251	100%
	2638815	100%		2638869	100%		2639252	100%
	2638816	100%		2638870	100%		2639253	100%
	2638817	100%		2638871	100%		2639254	100%
	2638818	100%		2638872	100%		2639255	100%
	2638819	100%		2638873	100%		2639256	100%
	2638820	100%		2638874	100%		2639257	100%
	2638821	100%		2638875	100%		2639258	100%
	2638822	100%		2638876	100%		2639259	100%

Canadian Tenement Schedule as at 31 December 2023 (continued)

Project	Tenement	Interest	Project	Tenement	Interest	Project	Tenement	Interest
Pontiac Claims	2639260	100%	Pontiac Claims	2639314	100%	Pontiac Claims	2639368	100%
	2639261	100%		2639315	100%		2639369	100%
	2639262	100%		2639316	100%		2639370	100%
Location Québec, Canada	2639263	100%	Québec, Canada (continued)	2639317	100%	Québec, Canada (continued)	2639371	100%
	2639264	100%		2639318	100%		2639372	100%
	2639265	100%		2639319	100%		2639373	100%
Commodity Lithium	2639266	100%	2639320	100%	2639374	100%		
	2639267	100%	2639321	100%	2639375	100%		
Total Claims 1,284	2639268	100%	2639322	100%	2639376	100%		
	2639269	100%	2639323	100%	2639377	100%		
	2639270	100%	2639324	100%	2639378	100%		
	2639271	100%	2639325	100%	2639379	100%		
	2639272	100%	2639326	100%	2639380	100%		
	2639273	100%	2639327	100%	2639381	100%		
	2639274	100%	2639328	100%	2639382	100%		
	2639275	100%	2639329	100%	2639383	100%		
	2639276	100%	2639330	100%	2639384	100%		
	2639277	100%	2639331	100%	2639385	100%		
	2639278	100%	2639332	100%	2639386	100%		
	2639279	100%	2639333	100%	2639387	100%		
	2639280	100%	2639334	100%	2639388	100%		
	2639281	100%	2639335	100%	2639389	100%		
	2639282	100%	2639336	100%	2639390	100%		
	2639283	100%	2639337	100%	2639391	100%		
	2639284	100%	2639338	100%	2639392	100%		
	2639285	100%	2639339	100%	2639393	100%		
	2639286	100%	2639340	100%	2639394	100%		
	2639287	100%	2639341	100%	2639395	100%		
	2639288	100%	2639342	100%	2639396	100%		
	2639289	100%	2639343	100%	2639397	100%		
	2639290	100%	2639344	100%	2639398	100%		
	2639291	100%	2639345	100%	2639399	100%		
	2639292	100%	2639346	100%	2639400	100%		
	2639293	100%	2639347	100%	2639401	100%		
	2639294	100%	2639348	100%	2639402	100%		
	2639295	100%	2639349	100%	2639403	100%		
	2639296	100%	2639350	100%	2639404	100%		
	2639297	100%	2639351	100%	2639405	100%		
2639298	100%	2639352	100%	2639406	100%			
2639299	100%	2639353	100%	2639407	100%			
2639300	100%	2639354	100%	2639408	100%			
2639301	100%	2639355	100%	2639409	100%			
2639302	100%	2639356	100%	2639410	100%			
2639303	100%	2639357	100%	2639411	100%			
2639304	100%	2639358	100%	2639412	100%			
2639305	100%	2639359	100%	2639413	100%			
2639306	100%	2639360	100%	2639414	100%			
2639307	100%	2639361	100%	2639415	100%			
2639308	100%	2639362	100%	2639416	100%			
2639309	100%	2639363	100%	2639417	100%			
2639310	100%	2639364	100%	2639418	100%			
2639311	100%	2639365	100%	2639419	100%			
2639312	100%	2639366	100%	2639420	100%			
2639313	100%	2639367	100%	2639421	100%			

Canadian Tenement Schedule as at 31 December 2023 (continued)

Project	Tenement	Interest	Project	Tenement	Interest	Project	Tenement	Interest
Pontiac Claims	2639422	100%	Pontiac Claims	2639477	100%	Pontiac Claims	2639531	100%
	2639423	100%		2639478	100%		2639532	100%
	2639424	100%		2639479	100%		2639533	100%
Location Québec, Canada	2639425	100%	Québec, Canada (continued)	2639480	100%	Québec, Canada (continued)	2639534	100%
	2639426	100%		2639481	100%		2639535	100%
	2639427	100%		2639482	100%		2639536	100%
Commodity Lithium	2639428	100%		2639483	100%		2639537	100%
	2639429	100%		2639484	100%		2639538	100%
Total Claims 1,284	2639430	100%		2639485	100%		2639539	100%
	2639431	100%		2639486	100%		2639540	100%
	2639432	100%		2639487	100%		2639541	100%
	2639433	100%		2639488	100%		2639542	100%
	2639434	100%		2639489	100%		2639543	100%
	2639435	100%		2639490	100%		2639544	100%
	2639436	100%		2639491	100%		2639545	100%
	2639437	100%		2639492	100%		2639546	100%
	2639438	100%		2639493	100%		2639547	100%
	2639439	100%		2639494	100%		2639548	100%
	2639440	100%		2639495	100%		2639549	100%
	2639441	100%		2639496	100%		2639550	100%
	2639442	100%		2639497	100%		2639551	100%
	2639443	100%		2639498	100%		2639552	100%
	2639444	100%		2639499	100%		2639553	100%
	2639445	100%		2639500	100%		2639554	100%
	2639446	100%		2639501	100%		2639555	100%
	2639447	100%		2639502	100%		2639556	100%
	2639448	100%		2639503	100%		2639557	100%
	2639449	100%		2639504	100%		2639558	100%
	2639450	100%		2639505	100%		2639559	100%
	2639451	100%		2639506	100%		2639560	100%
	2639452	100%		2639507	100%		2639561	100%
	2639453	100%		2639508	100%		2639562	100%
	2639454	100%		2639509	100%		2639563	100%
	2639455	100%		2639510	100%		2639564	100%
	2639456	100%		2639511	100%		2639565	100%
	2639457	100%		2639512	100%		2639566	100%
	2639459	100%		2639513	100%		2639567	100%
	2639460	100%		2639514	100%		2639568	100%
	2639461	100%		2639515	100%		2639569	100%
	2639462	100%		2639516	100%		2639570	100%
	2639463	100%		2639517	100%		2639571	100%
	2639464	100%		2639518	100%		2639572	100%
	2639465	100%		2639519	100%		2639573	100%
	2639466	100%		2639520	100%		2639574	100%
	2639467	100%		2639521	100%		2639575	100%
	2639468	100%		2639522	100%		2639576	100%
	2639469	100%		2639523	100%		2639577	100%
	2639470	100%		2639524	100%		2639578	100%
	2639471	100%		2639525	100%		2639579	100%
	2639472	100%		2639526	100%		2639580	100%
	2639473	100%		2639527	100%		2639581	100%
	2639474	100%		2639528	100%		2639582	100%
	2639475	100%		2639529	100%		2639583	100%
	2639476	100%		2639530	100%		2639584	100%

Canadian Tenement Schedule as at 31 December 2023 (continued)

Project	Tenement	Interest	Project	Tenement	Interest	Project	Tenement	Interest
Pontiac Claims	2639585	100%	Pontiac Claims	2639768	100%	Pontiac Claims	2639822	100%
	2639586	100%		2639769	100%		2639823	100%
	2639587	100%		2639770	100%		2639824	100%
Location Québec, Canada	2639588	100%	Québec, Canada (continued)	2639771	100%	Québec, Canada (continued)	2639825	100%
	2639589	100%		2639772	100%		2639826	100%
	2639590	100%		2639773	100%		2639827	100%
Commodity Lithium	2639591	100%		2639774	100%		2639828	100%
	2639592	100%		2639775	100%		2639829	100%
Total Claims 1,284	2639593	100%		2639776	100%		2639830	100%
	2639594	100%		2639777	100%		2639831	100%
	2639595	100%		2639778	100%		2639832	100%
	2639596	100%		2639779	100%		2639833	100%
	2639597	100%		2639780	100%		2639834	100%
	2639598	100%		2639781	100%		2639835	100%
	2639599	100%		2639782	100%		2639836	100%
	2639600	100%		2639783	100%		2639837	100%
	2639601	100%		2639784	100%		2639838	100%
	2639602	100%		2639785	100%		2639839	100%
	2639603	100%		2639786	100%		2639840	100%
	2639604	100%		2639787	100%		2639841	100%
	2639605	100%		2639788	100%		2639842	100%
	2639606	100%		2639789	100%		2639843	100%
	2639607	100%		2639790	100%		2639844	100%
	2639608	100%		2639791	100%		2639845	100%
	2639609	100%		2639792	100%		2639846	100%
	2639610	100%		2639793	100%		2639847	100%
	2639611	100%		2639794	100%		2639848	100%
	2639612	100%		2639795	100%		2639849	100%
	2639613	100%		2639796	100%		2639850	100%
	2639614	100%		2639797	100%		2639851	100%
	2639615	100%		2639798	100%		2639852	100%
	2639616	100%		2639799	100%		2639853	100%
	2639746	100%		2639800	100%		2639854	100%
	2639747	100%		2639801	100%		2640010	100%
	2639748	100%		2639802	100%		2640026	100%
	2639749	100%		2639803	100%		2640027	100%
	2639750	100%		2639804	100%		2640028	100%
	2639751	100%		2639805	100%		2640029	100%
	2639752	100%		2639806	100%		2640030	100%
	2639753	100%		2639807	100%		2640031	100%
	2639754	100%		2639808	100%		2640032	100%
	2639755	100%		2639809	100%		2640033	100%
	2639756	100%		2639810	100%		2640034	100%
	2639757	100%		2639811	100%		2640035	100%
	2639758	100%		2639812	100%		2640036	100%
	2639759	100%		2639813	100%		2640037	100%
	2639760	100%		2639814	100%		2640038	100%
	2639761	100%		2639815	100%		2640039	100%
	2639762	100%		2639816	100%		2640040	100%
	2639763	100%		2639817	100%		2640041	100%
	2639764	100%		2639818	100%		2640042	100%
	2639765	100%		2639819	100%		2640043	100%
	2639766	100%		2639820	100%		2640044	100%
	2639767	100%		2639821	100%		2640045	100%

Canadian Tenement Schedule as at 31 December 2023 (continued)

Project	Tenement	Interest	Project	Tenement	Interest	Project	Tenement	Interest
Pontiac Claims	2640046	100%	Pontiac Claims	2640100	100%	Pontiac Claims	2640154	100%
	2640047	100%		2640101	100%		2640155	100%
	2640048	100%		2640102	100%		2640156	100%
Location Québec, Canada	2640049	100%	Québec, Canada (continued)	2640103	100%	Québec, Canada (continued)	2640157	100%
	2640050	100%		2640104	100%		2640158	100%
	2640051	100%		2640105	100%		2640159	100%
Commodity Lithium	2640052	100%	2640106	100%	2640160	100%		
	2640053	100%	2640107	100%	2640161	100%		
Total Claims 1,284	2640054	100%	2640108	100%	2640162	100%		
	2640055	100%	2640109	100%	2640163	100%		
	2640056	100%	2640110	100%	2640164	100%		
	2640057	100%	2640111	100%	2640165	100%		
	2640058	100%	2640112	100%	2640166	100%		
	2640059	100%	2640113	100%	2640167	100%		
	2640060	100%	2640114	100%	2640168	100%		
	2640061	100%	2640115	100%	2640169	100%		
	2640062	100%	2640116	100%	2640170	100%		
	2640063	100%	2640117	100%	2640171	100%		
	2640064	100%	2640118	100%	2640172	100%		
	2640065	100%	2640119	100%	2640173	100%		
	2640066	100%	2640120	100%	2640174	100%		
	2640067	100%	2640121	100%	2640175	100%		
	2640068	100%	2640122	100%	2640176	100%		
	2640069	100%	2640123	100%	2640177	100%		
	2640070	100%	2640124	100%	2640178	100%		
	2640071	100%	2640125	100%	2640179	100%		
	2640072	100%	2640126	100%	2640180	100%		
	2640073	100%	2640127	100%	2640181	100%		
	2640074	100%	2640128	100%	2640182	100%		
	2640075	100%	2640129	100%	2640183	100%		
	2640076	100%	2640130	100%	2640184	100%		
	2640077	100%	2640131	100%	2640185	100%		
	2640078	100%	2640132	100%	2640186	100%		
	2640079	100%	2640133	100%	2640187	100%		
	2640080	100%	2640134	100%	2640188	100%		
	2640081	100%	2640135	100%	2640189	100%		
	2640082	100%	2640136	100%	2640190	100%		
	2640083	100%	2640137	100%	2640191	100%		
	2640084	100%	2640138	100%	2640192	100%		
	2640085	100%	2640139	100%	2640193	100%		
	2640086	100%	2640140	100%	2640194	100%		
	2640087	100%	2640141	100%	2640195	100%		
	2640088	100%	2640142	100%	2640196	100%		
	2640089	100%	2640143	100%	2640197	100%		
	2640090	100%	2640144	100%	2640198	100%		
	2640091	100%	2640145	100%	2640199	100%		
	2640092	100%	2640146	100%	2640200	100%		
	2640093	100%	2640147	100%	2640201	100%		
	2640094	100%	2640148	100%	2640202	100%		
	2640095	100%	2640149	100%	2640203	100%		
	2640096	100%	2640150	100%	2640204	100%		
	2640097	100%	2640151	100%	2640205	100%		
	2640098	100%	2640152	100%	2640206	100%		
	2640099	100%	2640153	100%	2640207	100%		

Canadian Tenement Schedule as at 31 December 2023 (continued)

Project	Tenement	Interest	Project	Tenement	Interest	Project	Tenement	Interest
Pontiac Claims	2640208	100%	Pontiac Claims	2640262	100%	Pontiac Claims	2640731	100%
	2640209	100%		2640263	100%		2640732	100%
	2640210	100%		2640264	100%		2640733	100%
Location Québec, Canada	2640211	100%	Québec, Canada (continued)	2640265	100%	Québec, Canada (continued)	2640734	100%
	2640212	100%		2640266	100%		2640735	100%
	2640213	100%		2640267	100%		2640736	100%
Commodity Lithium	2640214	100%	2640268	100%	2640737	100%		
	2640215	100%	2640269	100%	2640738	100%		
Total Claims 1,284	2640216	100%	2640270	100%	2640739	100%		
	2640217	100%	2640271	100%	2640740	100%		
	2640218	100%	2640272	100%	2640741	100%		
	2640219	100%	2640273	100%	2640742	100%		
	2640220	100%	2640274	100%	2640743	100%		
	2640221	100%	2640275	100%	2640744	100%		
	2640222	100%	2640276	100%	2640745	100%		
	2640223	100%	2640277	100%	2640746	100%		
	2640224	100%	2640278	100%	2640747	100%		
	2640225	100%	2640279	100%	2640748	100%		
	2640226	100%	2640280	100%	2640749	100%		
	2640227	100%	2640281	100%	2640750	100%		
	2640228	100%	2640282	100%	2640751	100%		
	2640229	100%	2640283	100%	2640752	100%		
	2640230	100%	2640284	100%	2640753	100%		
	2640231	100%	2640285	100%	2640754	100%		
	2640232	100%	2640286	100%	2640755	100%		
	2640233	100%	2640287	100%	2640756	100%		
	2640234	100%	2640288	100%	2640757	100%		
	2640235	100%	2640289	100%	2640758	100%		
	2640236	100%	2640290	100%	2640759	100%		
	2640237	100%	2640291	100%	2640760	100%		
	2640238	100%	2640292	100%	2640761	100%		
	2640239	100%	2640293	100%	2640762	100%		
	2640240	100%	2640294	100%	2640763	100%		
	2640241	100%	2640295	100%	2640764	100%		
	2640242	100%	2640296	100%	2640765	100%		
	2640243	100%	2640297	100%	2640766	100%		
	2640244	100%	2640298	100%	2640767	100%		
	2640245	100%	2640299	100%	2640768	100%		
	2640246	100%	2640300	100%	2640769	100%		
	2640247	100%	2640301	100%	2640770	100%		
	2640248	100%	2640717	100%	2640771	100%		
	2640249	100%	2640718	100%	2640772	100%		
	2640250	100%	2640719	100%	2640773	100%		
	2640251	100%	2640720	100%	2640774	100%		
	2640252	100%	2640721	100%	2640775	100%		
2640253	100%	2640722	100%	2640776	100%			
2640254	100%	2640723	100%	2640777	100%			
2640255	100%	2640724	100%	2640778	100%			
2640256	100%	2640725	100%	2640779	100%			
2640257	100%	2640726	100%	2640780	100%			
2640258	100%	2640727	100%	2640781	100%			
2640259	100%	2640728	100%	2640782	100%			
2640260	100%	2640729	100%	2640783	100%			
2640261	100%	2640730	100%	2640784	100%			

Canadian Tenement Schedule as at 31 December 2023 (continued)

Project	Tenement	Interest	Project	Tenement	Interest	Project	Tenement	Interest
Pontiac Claims	2640785	100%	Pontiac Claims	2640839	100%	Pontiac Claims	2641140	100%
	2640786	100%		2640840	100%		2641141	100%
	2640787	100%		2640841	100%		2641142	100%
Location Québec, Canada	2640788	100%	Québec, Canada (continued)	2640842	100%	Québec, Canada (continued)	2641143	100%
	2640789	100%		2640843	100%		2641144	100%
	2640790	100%		2640844	100%		2641145	100%
Commodity Lithium	2640791	100%		2640845	100%		2641146	100%
	2640792	100%		2640846	100%		2641147	100%
Total Claims 1,284	2640793	100%		2640847	100%		2641148	100%
	2640794	100%		2640848	100%		2641149	100%
	2640795	100%		2640849	100%		2641150	100%
	2640796	100%		2641004	100%		2641151	100%
	2640797	100%		2641005	100%		2641152	100%
	2640798	100%		2641006	100%		2641424	100%
	2640799	100%		2641007	100%		2641425	100%
	2640800	100%		2641008	100%		2643810	100%
	2640801	100%		2641009	100%		2643811	100%
	2640802	100%		2641010	100%		2643812	100%
	2640803	100%		2641011	100%		2643813	100%
	2640804	100%		2641012	100%		2643814	100%
	2640805	100%		2641013	100%		2643819	100%
	2640806	100%		2641014	100%		2643820	100%
	2640807	100%		2641108	100%		2643821	100%
	2640808	100%		2641109	100%		2643822	100%
	2640809	100%		2641110	100%		2643823	100%
	2640810	100%		2641111	100%		2643824	100%
	2640811	100%		2641112	100%		2643825	100%
	2640812	100%		2641113	100%		2643826	100%
	2640813	100%		2641114	100%		2643827	100%
	2640814	100%		2641115	100%		2643829	100%
	2640815	100%		2641116	100%		2643830	100%
	2640816	100%		2641117	100%		2643831	100%
	2640817	100%		2641118	100%		2643832	100%
	2640818	100%		2641119	100%		2643833	100%
	2640819	100%		2641120	100%		2643834	100%
	2640820	100%		2641121	100%		2643835	100%
	2640821	100%		2641122	100%		2643836	100%
	2640822	100%		2641123	100%		2643837	100%
	2640823	100%		2641124	100%		2643838	100%
	2640824	100%		2641125	100%		2643839	100%
	2640825	100%		2641126	100%		2643840	100%
	2640826	100%		2641127	100%		2643841	100%
	2640827	100%		2641128	100%		2643842	100%
	2640828	100%		2641129	100%		2644631	100%
	2640829	100%		2641130	100%		2644632	100%
	2640830	100%		2641131	100%		2644633	100%
2640831	100%		2641132	100%		2644634	100%	
2640832	100%		2641133	100%		2644635	100%	
2640833	100%		2641134	100%		2644636	100%	
2640834	100%		2641135	100%		2644637	100%	
2640835	100%		2641136	100%		2644638	100%	
2640836	100%		2641137	100%		2644639	100%	
2640837	100%		2641138	100%		2644640	100%	
2640838	100%		2641139	100%		2644641	100%	

Canadian Tenement Schedule as at 31 December 2023 (continued)

Project	Tenement	Interest	Project	Tenement	Interest	Project	Tenement	Interest
Pontiac Claims	2644642	100%	Tansim Lithium Project	2440842	100%	Tansim Lithium Project	2519258	100%
	2644643	100%		2440843	100%		2519259	100%
Location	2644644	100%	2440844	100%	Québec, Canada (continued)	2519260	100%	
	2644648	100%	2440845	100%		2519261	100%	
Commodity	2644649	100%	2440846	100%	2519262	100%		
	2646177	100%	2440847	100%	2519263	100%		
Lithium	2646178	100%	2440848	100%	2519264	100%		
	2646179	100%	2440849	100%	2519265	100%		
Total Claims	2646180	100%	2440850	100%	2519266	100%		
	1,284		2440851	100%	2519267	100%		
	2646181	100%	2440852	100%	2519268	100%		
	2646182	100%	2440853	100%	2519269	100%		
	2648060	100%	2440854	100%	2519270	100%		
	2648061	100%	2440855	100%	2519271	100%		
	2648686	100%	2440856	100%	2519272	100%		
	2648687	100%	2440857	100%	2519273	100%		
	2685903	100%	2440858	100%	2519274	100%		
	2685904	100%	2440859	100%	2519275	100%		
	2687680	100%	2440860	100%	2519276	100%		
	2687681	100%	2440890	100%	2519277	100%		
	2687682	100%	2440891	100%	2519278	100%		
	2687683	100%	2440892	100%	2519279	100%		
	2687684	100%	2440893	100%	2519280	100%		
	2687685	100%	2440894	100%	2519281	100%		
	2706313	100%	2440895	100%	2519282	100%		
	2706314	100%	2440896	100%	2519283	100%		
	2706315	100%	2440897	100%	2519284	100%		
	2706316	100%	2440898	100%	2519285	100%		
	2706317	100%	2440899	100%	2519286	100%		
	2706318	100%	2440900	100%	2519287	100%		
	2706319	100%	2440901	100%	2519288	100%		
	2706320	100%	2440902	100%	2519289	100%		
	2706321	100%	2440903	100%	2519290	100%		
	2745268	100%	2440907	100%	2519291	100%		
	2745269	100%	2440908	100%	2519292	100%		
Tansim Lithium Project	1133877	100%	2440909	100%	2519293	100%		
	2415443	100%	2440919	100%	2519294	100%		
Location	2415444	100%	2440920	100%	2519295	100%		
	2436732	100%	2440925	100%	2519296	100%		
Québec, Canada	2436733	100%	2440930	100%	2519297	100%		
	2436734	100%	2440935	100%	2519298	100%		
Commodity	2438472	100%	2440936	100%	2519299	100%		
	2438473	100%	2440991	100%	2519300	100%		
Lithium	2438474	100%	2440992	100%	2519301	100%		
	2438475	100%	2440993	100%	2519302	100%		
Total Claims	352		2440994	100%	2519303	100%		
			2438476	100%	2438478	100%		
	2438477	100%	2450758	100%	2519304	100%		
	2438478	100%	2519251	100%	2519305	100%		
	2438723	100%	2519252	100%	2519306	100%		
	2440836	100%	2519253	100%	2519307	100%		
	2440837	100%	2519254	100%	2519308	100%		
	2440838	100%	2519255	100%	2519309	100%		
	2440839	100%	2519256	100%	2519310	100%		
	2440840	100%	2519257	100%	2519311	100%		
	2440841	100%						

Canadian Tenement Schedule as at 31 December 2023 (continued)

Project	Tenement	Interest	Project	Tenement	Interest	Project	Tenement	Interest
Tansim	2519312	100%	Tansim	2579268	100%	Tansim	2601814	100%
Lithium	2519313	100%	Lithium	2579269	100%	Lithium	2601815	100%
Project	2519314	100%	Project	2579270	100%	Project	2601816	100%
Location	2519315	100%	Québec,	2579271	100%	Québec,	2601817	100%
Québec,	2519316	100%	Canada	2601761	100%	Canada	2601818	100%
Canada	2519317	100%	(continued)	2601762	100%	(continued)	2601819	100%
Commodity	2519323	100%		2601763	100%		2601820	100%
Lithium	2519324	100%		2601764	100%		2601821	100%
Total Claims	2572665	100%		2601765	100%		2601822	100%
352	2572666	100%		2601766	100%		2601823	100%
	2572667	100%		2601767	100%		2601824	100%
	2572668	100%		2601768	100%		2601825	100%
	2572669	100%		2601769	100%		2601826	100%
	2572670	100%		2601770	100%		2601827	100%
	2572671	100%		2601771	100%		2601828	100%
	2572672	100%		2601772	100%		2601829	100%
	2572673	100%		2601773	100%		2601830	100%
	2572674	100%		2601774	100%		2601831	100%
	2572675	100%		2601775	100%		2601832	100%
	2572676	100%		2601776	100%		2601833	100%
	2572677	100%		2601777	100%		2601834	100%
	2572678	100%		2601778	100%		2601835	100%
	2572679	100%		2601779	100%		2601836	100%
	2572680	100%		2601780	100%		2601837	100%
	2572681	100%		2601781	100%		2601838	100%
	2572682	100%		2601782	100%		2601839	100%
	2572683	100%		2601783	100%		2601840	100%
	2572684	100%		2601784	100%		2601841	100%
	2572685	100%		2601785	100%		2601862	100%
	2572686	100%		2601786	100%		2601863	100%
	2572687	100%		2601787	100%		2601864	100%
	2572688	100%		2601788	100%		2601865	100%
	2572689	100%		2601789	100%		2601866	100%
	2572690	100%		2601790	100%		2601867	100%
	2572691	100%		2601791	100%		2601868	100%
	2572692	100%		2601792	100%		2601869	100%
	2572693	100%		2601793	100%		2601870	100%
	2572694	100%		2601794	100%		2601871	100%
	2572695	100%		2601795	100%		2601872	100%
	2572696	100%		2601796	100%		2601918	100%
	2572697	100%		2601797	100%		2601922	100%
	2572698	100%		2601798	100%		2603761	100%
	2572699	100%		2601799	100%		2603762	100%
	2572700	100%		2601803	100%		2603763	100%
	2572701	100%		2601804	100%		2603764	100%
	2572702	100%		2601805	100%		2603765	100%
	2572703	100%		2601806	100%		2603766	100%
	2579261	100%		2601807	100%		2603767	100%
	2579262	100%		2601808	100%		2603768	100%
	2579263	100%		2601809	100%		2603769	100%
	2579264	100%		2601810	100%		2603770	100%
	2579265	100%		2601811	100%		2603771	100%
	2579266	100%		2601812	100%		2603772	100%
	2579267	100%		2601813	100%		2603773	100%

Canadian Tenement Schedule as at 31 December 2023 (continued)

Project	Tenement	Interest	Project	Tenement	Interest	Project	Tenement	Interest
Tansim Lithium Project	2603774	100%	Tansim Lithium Project	2603828	100%	Lac Albert Lithium Project	2630555	100%
	2603775	100%		2603829	100%		2630556	100%
	2603776	100%		2603830	100%		2630557	100%
Location	2603777	100%	Québec, Canada	2603831	100%	Québec, Canada	2630558	100%
Québec, Canada	2603778	100%	(continued)	2603832	100%	(continued)	2630559	100%
	2603779	100%		2603833	100%		2630560	100%
Commodity	2603780	100%		2603834	100%		2630561	100%
Lithium	2603781	100%		2603835	100%		2630562	100%
	2603782	100%	Vallée Lithium Project (NAL)	2154760	100%		2630563	100%
Total Claims	2603783	100%		2154761	100%		2630564	100%
352	2603784	100%		2167933	100%		2630565	100%
	2603785	100%		2167934	100%		2630566	100%
	2603786	100%	Location	2167935	100%		2630567	100%
	2603787	100%	Québec, Canada	2167936	100%		2630568	100%
	2603788	100%		2167937	100%		2630569	100%
	2603789	100%	Commodity	2167938	100%		2630570	100%
	2603790	100%	Lithium	2444462	100%		2630571	100%
	2603791	100%		2444463	100%		2630572	100%
	2603792	100%	Total Claims	2490652	100%		2630573	100%
	2603793	100%	20	2490653	100%		2630574	100%
	2603794	100%		2490654	100%		2630575	100%
	2603795	100%		2490655	100%		2630576	100%
	2603796	100%		2490656	100%		2630577	100%
	2603797	100%		2520959	100%		2630578	100%
	2603798	100%		2521244	100%		2630579	100%
	2603799	100%		2521245	100%		2630580	100%
	2603800	100%		2521246	100%		2630581	100%
	2603801	100%		2521247	100%		2630582	100%
	2603802	100%	Lac Albert Lithium Project	2630529	100%		2630583	100%
	2603803	100%		2630530	100%		2630584	100%
	2603804	100%		2630531	100%		2630585	100%
	2603805	100%	Location	2630532	100%		2630586	100%
	2603806	100%	Québec, Canada	2630533	100%		2630587	100%
	2603807	100%		2630534	100%		2630588	100%
	2603808	100%	Commodity	2630535	100%		2630589	100%
	2603809	100%	Lithium	2630536	100%		2630590	100%
	2603810	100%		2630537	100%		2630591	100%
	2603811	100%	Total Claims	2630538	100%		2630592	100%
	2603812	100%	121	2630539	100%		2630593	100%
	2603813	100%		2630540	100%		2630594	100%
	2603814	100%		2630541	100%		2630595	100%
	2603815	100%		2630542	100%		2630596	100%
	2603816	100%		2630543	100%		2630597	100%
	2603817	100%		2630544	100%		2630598	100%
	2603818	100%		2630545	100%		2630599	100%
	2603819	100%		2630546	100%		2630600	100%
	2603820	100%		2630547	100%		2630601	100%
	2603821	100%		2630548	100%		2630602	100%
	2603822	100%		2630549	100%		2630603	100%
	2603823	100%		2630550	100%		2630604	100%
	2603824	100%		2630551	100%		2630605	100%
	2603825	100%		2630552	100%		2630606	100%
	2603826	100%		2630553	100%		2630607	100%
	2603827	100%		2630554	100%		2630608	100%

Canadian Tenement Schedule as at 31 December 2023 (continued)

Project	Tenement	Interest	Project	Tenement	Interest	Project	Tenement	Interest
Lac Albert Lithium Project	2630609	100%	Moblan Lithium Project	2331356	60%	Troilus Claims	2253516	100%
	2630610	100%		2331357	60%		2253517	100%
	2630611	100%		2331358	60%		2253518	100%
Location	2630612	100%	Québec, Canada	2331359	60%	Québec, Canada (continued)	2253519	100%
Québec, Canada	2630613	100%	(continued)	2338382	60%		2253520	100%
	2630614	100%		2378688	60%		2253521	100%
	2630615	100%		2378689	60%		2253527	100%
Commodity			Troilus Claims	22693	100%		2253528	100%
Lithium	2630616	100%		22694	100%		2253529	100%
	2630617	100%		23716	100%		2253530	100%
Total Claims	2630618	100%	Location	23717	100%		2253531	100%
121	2630619	100%	Québec, Canada	23730	100%		2253877	100%
	2630620	100%		23931	100%		2253878	100%
	2630621	100%	Commodity	24255	100%		2253880	100%
	2630622	100%	Lithium	24257	100%		2262720	100%
	2630623	100%		24261	100%		2264368	100%
	2630624	100%	Total Claims	24269	100%		2264369	100%
	2630625	100%	1,824	44235	100%		2264372	100%
	2630626	100%		81197	100%		2264374	100%
	2630627	100%		81198	100%		2264375	100%
	2630628	100%		81199	100%		2264376	100%
	2630629	100%		81203	100%		2264400	100%
	2630630	100%		81204	100%		2283442	100%
	2630631	100%		1117911	100%		2283443	100%
	2630632	100%		1117912	100%		2283444	100%
	2630633	100%		1117918	100%		2283445	100%
	2630634	100%		1117919	100%		2323529	100%
	2630635	100%		1117926	100%		2323531	100%
	2630636	100%		1117936	100%		2323706	100%
	2630637	100%		2090518	100%		2323708	100%
	2630638	100%		2090923	100%		2323709	100%
	2630639	100%		2090924	100%		2323712	100%
	2630640	100%		2158088	100%		2323714	100%
	2630641	100%		2166942	100%		2323746	100%
	2630642	100%		2173601	100%		2323747	100%
	2630643	100%		2173630	100%		2323748	100%
	2630644	100%		2173631	100%		2323749	100%
	2630645	100%		2173633	100%		2342477	100%
	2630646	100%		2173637	100%		2369221	100%
	2630647	100%		2173638	100%		2371567	100%
	2630648	100%		2173640	100%		2371568	100%
	2630649	100%		2173641	100%		2371569	100%
Moblan Lithium Project	2195586	60%		2209948	100%		2371577	100%
	2195587	60%		2219972	100%		2371578	100%
	2331201	60%		2219973	100%		2371579	100%
Location	2331202	60%		2220041	100%		2371580	100%
Québec, Canada	2331203	60%		2220042	100%		2371581	100%
	2331204	60%		2220063	100%		2371582	100%
	2331205	60%		2220064	100%		2371584	100%
Commodity	2331206	60%		2240755	100%		2372785	100%
Lithium	2331207	60%		2240757	100%		2372786	100%
	2331208	60%		2253415	100%		2372787	100%
Total Claims	2331353	60%		2253424	100%		2372788	100%
20	2331354	60%		2253432	100%		2372789	100%
	2331355	60%						

Canadian Tenement Schedule as at 31 December 2023 (continued)

Project	Tenement	Interest	Project	Tenement	Interest	Project	Tenement	Interest	
Troilus	2372794	100%	Troilus	2401441	100%	Troilus	2443525	100%	
Claims	2385965	100%	Claims	2401442	100%	Claims	2443526	100%	
	2385966	100%		2401443	100%		2443527	100%	
Location	2385967	100%	Québec,	2401449	100%	Québec,	2443528	100%	
Québec,	2385968	100%	Canada	(continued)	2401452	100%	Canada	(continued)	2443529
Canada	2385969	100%		2401453	100%		2443530	100%	
Commodity	2385971	100%		2401454	100%		2443531	100%	
Lithium	2385972	100%		2401455	100%		2443532	100%	
Total Claims	2385973	100%		2401456	100%		2447808	100%	
1,824	2385974	100%		2401486	100%		2447833	100%	
	2385975	100%		2401487	100%		2447851	100%	
	2385976	100%		2401488	100%		2447852	100%	
	2389106	100%		2401489	100%		2447983	100%	
	2389107	100%		2401490	100%		2447986	100%	
	2389108	100%		2401491	100%		2447993	100%	
	2389109	100%		2401492	100%		2447994	100%	
	2389110	100%		2401493	100%		2447995	100%	
	2389111	100%		2401494	100%		2447996	100%	
	2389112	100%		2401495	100%		2447997	100%	
	2389113	100%		2401496	100%		2453351	100%	
	2389114	100%		2401497	100%		2453352	100%	
	2389115	100%		2401498	100%		2453353	100%	
	2389116	100%		2401499	100%		2453354	100%	
	2389117	100%		2401500	100%		2453355	100%	
	2389118	100%		2401501	100%		2453356	100%	
	2389119	100%		2401502	100%		2453357	100%	
	2389120	100%		2401503	100%		2453358	100%	
	2389121	100%		2401504	100%		2453359	100%	
	2389122	100%		2401505	100%		2453360	100%	
	2389123	100%		2404406	100%		2453361	100%	
	2389124	100%		2424548	100%		2453362	100%	
	2391579	100%		2424549	100%		2453363	100%	
	2401405	100%		2424550	100%		2453364	100%	
	2401406	100%		2424551	100%		2453365	100%	
	2401407	100%		2424553	100%		2453366	100%	
	2401410	100%		2428481	100%		2453367	100%	
	2401411	100%		2428483	100%		2453368	100%	
	2401412	100%		2429184	100%		2453369	100%	
	2401413	100%		2429185	100%		2453370	100%	
	2401414	100%		2429186	100%		2453371	100%	
	2401415	100%		2429187	100%		2453372	100%	
	2401416	100%		2429188	100%		2453373	100%	
	2401417	100%		2443513	100%		2453374	100%	
	2401424	100%		2443514	100%		2453375	100%	
	2401425	100%		2443515	100%		2453376	100%	
	2401426	100%		2443516	100%		2453377	100%	
	2401427	100%		2443517	100%		2453378	100%	
	2401428	100%		2443518	100%		2453379	100%	
	2401429	100%		2443519	100%		2453380	100%	
	2401430	100%		2443520	100%		2453381	100%	
	2401431	100%		2443521	100%		2453382	100%	
	2401432	100%		2443522	100%		2453383	100%	
	2401439	100%		2443523	100%		2453384	100%	
	2401440	100%		2443524	100%		2453385	100%	

Canadian Tenement Schedule as at 31 December 2023 (continued)

Project	Tenement	Interest	Project	Tenement	Interest	Project	Tenement	Interest
Troilus Claims	2454358	100%	Troilus Claims	2461992	100%	Troilus Claims	2510728	100%
	2454359	100%		2461993	100%		2510729	100%
Location Québec, Canada	2454360	100%	Québec, Canada (continued)	2461994	100%	Québec, Canada (continued)	2510730	100%
	2454361	100%		2461995	100%		2510731	100%
	2454362	100%		2465289	100%		2515565	100%
	2454363	100%		2465290	100%		2515594	100%
Commodity Lithium	2454364	100%		2465291	100%		2515603	100%
	2454365	100%		2465292	100%		2517129	100%
Total Claims 1,824	2454366	100%		2468133	100%		2517191	100%
	2454367	100%		2471375	100%		2517192	100%
	2454368	100%		2472338	100%		2517193	100%
	2454369	100%		2472339	100%		2517194	100%
	2454370	100%		2472340	100%		2517195	100%
	2454375	100%		2472341	100%		2517196	100%
	2454376	100%		2472342	100%		2517197	100%
	2454377	100%		2472343	100%		2517198	100%
	2454409	100%		2472346	100%		2517199	100%
	2454410	100%		2472347	100%		2517200	100%
	2454411	100%		2472348	100%		2517201	100%
	2454412	100%		2472349	100%		2517202	100%
	2454413	100%		2472350	100%		2517203	100%
	2454414	100%		2472356	100%		2517204	100%
	2457004	100%		2510194	100%		2517205	100%
	2457005	100%		2510195	100%		2517206	100%
	2457006	100%		2510196	100%		2517207	100%
	2457007	100%		2510197	100%		2517208	100%
	2457008	100%		2510198	100%		2517209	100%
	2457009	100%		2510199	100%		2517210	100%
	2457010	100%		2510200	100%		2517211	100%
	2457011	100%		2510205	100%		2517212	100%
	2457014	100%		2510206	100%		2517213	100%
	2457015	100%		2510207	100%		2517214	100%
	2457016	100%		2510208	100%		2517215	100%
	2457018	100%		2510209	100%		2517216	100%
	2457019	100%		2510210	100%		2517217	100%
	2457022	100%		2510211	100%		2517218	100%
	2457024	100%		2510212	100%		2517232	100%
	2457026	100%		2510213	100%		2517233	100%
	2457027	100%		2510214	100%		2517234	100%
	2457028	100%		2510215	100%		2517235	100%
	2457029	100%		2510216	100%		2517236	100%
	2457030	100%		2510217	100%		2517237	100%
	2457031	100%		2510271	100%		2517238	100%
	2457033	100%		2510272	100%		2517239	100%
	2457034	100%		2510273	100%		2517240	100%
	2457035	100%		2510274	100%		2517241	100%
	2461571	100%		2510275	100%		2517242	100%
	2461984	100%		2510276	100%		2517243	100%
	2461985	100%		2510292	100%		2517244	100%
	2461986	100%		2510293	100%		2517245	100%
	2461987	100%		2510294	100%		2517246	100%
	2461988	100%		2510295	100%		2517247	100%
	2461989	100%		2510726	100%		2517378	100%
	2461991	100%		2510727	100%		2517379	100%

Canadian Tenement Schedule as at 31 December 2023 (continued)

Project	Tenement	Interest	Project	Tenement	Interest	Project	Tenement	Interest
Troilus Claims	2517380	100%	Troilus Claims	2517570	100%	Troilus Claims	2517711	100%
	2517381	100%		2517571	100%		2517712	100%
Location Québec, Canada	2517382	100%	Québec, Canada (continued)	2517572	100%	Québec, Canada (continued)	2517713	100%
	2517383	100%		2517573	100%		2517714	100%
	2517384	100%		2517574	100%		2517715	100%
Commodity Lithium	2517385	100%		2517575	100%		2517716	100%
	2517386	100%		2517576	100%		2517717	100%
Total Claims 1,824	2517387	100%		2517577	100%		2517718	100%
	2517388	100%		2517578	100%		2517719	100%
	2517389	100%		2517579	100%		2517720	100%
	2517390	100%		2517580	100%		2517721	100%
	2517391	100%		2517581	100%		2517722	100%
	2517392	100%		2517582	100%		2517723	100%
	2517393	100%		2517583	100%		2517724	100%
	2517394	100%		2517584	100%		2517725	100%
	2517395	100%		2517585	100%		2517726	100%
	2517396	100%		2517586	100%		2517727	100%
	2517397	100%		2517587	100%		2517728	100%
	2517398	100%		2517588	100%		2517729	100%
	2517399	100%		2517589	100%		2517730	100%
	2517400	100%		2517590	100%		2517731	100%
	2517401	100%		2517591	100%		2517732	100%
	2517402	100%		2517592	100%		2517733	100%
	2517403	100%		2517593	100%		2517734	100%
	2517404	100%		2517594	100%		2517735	100%
	2517405	100%		2517595	100%		2517740	100%
	2517406	100%		2517596	100%		2517741	100%
	2517407	100%		2517597	100%		2517742	100%
	2517408	100%		2517598	100%		2517743	100%
	2517409	100%		2517599	100%		2517744	100%
	2517410	100%		2517600	100%		2518087	100%
	2517411	100%		2517601	100%		2518088	100%
	2517412	100%		2517602	100%		2518089	100%
	2517413	100%		2517690	100%		2518090	100%
	2517414	100%		2517691	100%		2518091	100%
	2517415	100%		2517692	100%		2518092	100%
	2517416	100%		2517693	100%		2518093	100%
	2517417	100%		2517694	100%		2518094	100%
	2517418	100%		2517695	100%		2518095	100%
	2517419	100%		2517696	100%		2518096	100%
	2517420	100%		2517697	100%		2518097	100%
	2517421	100%		2517698	100%		2518098	100%
	2517422	100%		2517699	100%		2518099	100%
	2517423	100%		2517700	100%		2518100	100%
	2517424	100%		2517701	100%		2518101	100%
	2517425	100%		2517702	100%		2518102	100%
	2517426	100%		2517703	100%		2518103	100%
	2517427	100%		2517704	100%		2518104	100%
	2517564	100%		2517705	100%		2518105	100%
	2517565	100%		2517706	100%		2518106	100%
	2517566	100%		2517707	100%		2518107	100%
	2517567	100%		2517708	100%		2518108	100%
	2517568	100%		2517709	100%		2518109	100%
	2517569	100%		2517710	100%		2518110	100%

Canadian Tenement Schedule as at 31 December 2023 (continued)

Project	Tenement	Interest	Project	Tenement	Interest	Project	Tenement	Interest
Troilus Claims	2518111	100%	Troilus Claims	2541835	100%	Troilus Claims	2543660	100%
	2518112	100%		2541836	100%		2543661	100%
	2518113	100%		2541837	100%		2543662	100%
Location Québec, Canada	2518114	100%	Québec, Canada (continued)	2541838	100%	Québec, Canada (continued)	2543781	100%
	2518115	100%		2541839	100%		2543782	100%
	2518116	100%		2541840	100%		2543783	100%
Commodity Lithium	2518117	100%		2541841	100%		2543784	100%
	2518129	100%		2541842	100%		2543785	100%
Total Claims 1,824	2518130	100%		2541843	100%		2543786	100%
	2518131	100%		2542167	100%		2543787	100%
	2518132	100%		2542168	100%		2543788	100%
	2518133	100%		2542169	100%		2543789	100%
	2518134	100%		2542170	100%		2544905	100%
	2518135	100%		2542817	100%		2544906	100%
	2518136	100%		2542818	100%		2544907	100%
	2518137	100%		2542819	100%		2544908	100%
	2518138	100%		2542820	100%		2544909	100%
	2518139	100%		2542821	100%		2544910	100%
	2518140	100%		2542822	100%		2544911	100%
	2518141	100%		2542823	100%		2544912	100%
	2518142	100%		2542824	100%		2544913	100%
	2518143	100%		2542825	100%		2544914	100%
	2518144	100%		2542826	100%		2544915	100%
	2518145	100%		2542827	100%		2544916	100%
	2518146	100%		2542828	100%		2544917	100%
	2518147	100%		2542829	100%		2544918	100%
	2518148	100%		2542830	100%		2544919	100%
	2518149	100%		2542831	100%		2544920	100%
	2518150	100%		2543367	100%		2544921	100%
	2518151	100%		2543368	100%		2544922	100%
	2518152	100%		2543369	100%		2555479	100%
	2518153	100%		2543370	100%		2555480	100%
	2518931	100%		2543551	100%		2555481	100%
	2519330	100%		2543552	100%		2555482	100%
	2519775	100%		2543558	100%		2555483	100%
	2534958	100%		2543559	100%		2555484	100%
	2541680	100%		2543560	100%		2555485	100%
	2541681	100%		2543561	100%		2555486	100%
	2541819	100%		2543562	100%		2555487	100%
	2541820	100%		2543563	100%		2555488	100%
	2541821	100%		2543564	100%		2555489	100%
	2541822	100%		2543565	100%		2555490	100%
2541823	100%		2543566	100%		2555491	100%	
2541824	100%		2543567	100%		2555492	100%	
2541825	100%		2543568	100%		2555493	100%	
2541826	100%		2543569	100%		2555494	100%	
2541827	100%		2543573	100%		2555495	100%	
2541828	100%		2543653	100%		2555496	100%	
2541829	100%		2543654	100%		2555497	100%	
2541830	100%		2543655	100%		2555498	100%	
2541831	100%		2543656	100%		2555499	100%	
2541832	100%		2543657	100%		2555500	100%	
2541833	100%		2543658	100%		2555501	100%	
2541834	100%		2543659	100%		2555502	100%	

Canadian Tenement Schedule as at 31 December 2023 (continued)

Project	Tenement	Interest	Project	Tenement	Interest	Project	Tenement	Interest
Troilus Claims	2555503	100%	Troilus Claims	2555580	100%	Troilus Claims	2555692	100%
	2555504	100%		2555581	100%		2555693	100%
Location Québec, Canada	2555515	100%	Québec, Canada (continued)	2555582	100%	Québec, Canada (continued)	2555694	100%
	2555516	100%		2555583	100%		2555695	100%
	2555520	100%		2555584	100%		2555696	100%
Commodity Lithium	2555521	100%		2555585	100%		2555697	100%
	2555522	100%		2555586	100%		2555698	100%
Total Claims 1,824	2555523	100%		2555587	100%		2555699	100%
	2555524	100%		2555588	100%		2555700	100%
	2555525	100%		2555589	100%		2555701	100%
	2555526	100%		2555590	100%		2555702	100%
	2555527	100%		2555591	100%		2555703	100%
	2555528	100%		2555592	100%		2555704	100%
	2555529	100%		2555593	100%		2555705	100%
	2555530	100%		2555594	100%		2555706	100%
	2555531	100%		2555595	100%		2555707	100%
	2555537	100%		2555596	100%		2555708	100%
	2555538	100%		2555597	100%		2555709	100%
	2555539	100%		2555598	100%		2555710	100%
	2555540	100%		2555599	100%		2555711	100%
	2555541	100%		2555600	100%		2555712	100%
	2555542	100%		2555601	100%		2555713	100%
	2555543	100%		2555602	100%		2555714	100%
	2555544	100%		2555603	100%		2555715	100%
	2555547	100%		2555604	100%		2555716	100%
	2555548	100%		2555605	100%		2555717	100%
	2555549	100%		2555606	100%		2555718	100%
	2555550	100%		2555607	100%		2555719	100%
	2555551	100%		2555608	100%		2555720	100%
	2555555	100%		2555609	100%		2555721	100%
	2555556	100%		2555610	100%		2555722	100%
	2555557	100%		2555611	100%		2555723	100%
	2555558	100%		2555614	100%		2555724	100%
	2555559	100%		2555615	100%		2555725	100%
	2555560	100%		2555616	100%		2555726	100%
	2555561	100%		2555617	100%		2555727	100%
	2555562	100%		2555618	100%		2555728	100%
	2555563	100%		2555621	100%		2555729	100%
	2555564	100%		2555622	100%		2555730	100%
	2555565	100%		2555623	100%		2555731	100%
	2555566	100%		2555624	100%		2555732	100%
	2555567	100%		2555625	100%		2555733	100%
	2555568	100%		2555626	100%		2555734	100%
	2555569	100%		2555630	100%		2555735	100%
	2555570	100%		2555631	100%		2555736	100%
	2555571	100%		2555632	100%		2555737	100%
	2555572	100%		2555633	100%		2555738	100%
	2555573	100%		2555634	100%		2555739	100%
	2555574	100%		2555635	100%		2555740	100%
	2555575	100%		2555687	100%		2555741	100%
	2555576	100%		2555688	100%		2555742	100%
	2555577	100%		2555689	100%		2555743	100%
	2555578	100%		2555690	100%		2555744	100%
	2555579	100%		2555691	100%		2555745	100%

Canadian Tenement Schedule as at 31 December 2023 (continued)

Project	Tenement	Interest	Project	Tenement	Interest	Project	Tenement	Interest
Troilus Claims	2555746	100%	Troilus Claims	2555800	100%	Troilus Claims	2555872	100%
	2555747	100%		2555801	100%		2555873	100%
Location Québec, Canada	2555748	100%	Québec, Canada (continued)	2555802	100%	Québec, Canada (continued)	2555874	100%
	2555749	100%		2555803	100%		2555875	100%
	2555750	100%		2555804	100%		2555876	100%
Commodity Lithium	2555751	100%		2555805	100%		2555877	100%
	2555752	100%		2555814	100%		2555878	100%
Total Claims 1,824	2555753	100%		2555815	100%		2555879	100%
	2555754	100%		2555816	100%		2555880	100%
	2555755	100%		2555817	100%		2555881	100%
	2555756	100%		2555818	100%		2555882	100%
	2555757	100%		2555819	100%		2555883	100%
	2555758	100%		2555820	100%		2555884	100%
	2555759	100%		2555821	100%		2555885	100%
	2555760	100%		2555822	100%		2555886	100%
	2555761	100%		2555823	100%		2555887	100%
	2555762	100%		2555824	100%		2555888	100%
	2555763	100%		2555825	100%		2555889	100%
	2555764	100%		2555826	100%		2555890	100%
	2555765	100%		2555827	100%		2555891	100%
	2555766	100%		2555828	100%		2555892	100%
	2555767	100%		2555829	100%		2555893	100%
	2555768	100%		2555830	100%		2555894	100%
	2555769	100%		2555831	100%		2555895	100%
	2555770	100%		2555832	100%		2555896	100%
	2555771	100%		2555833	100%		2555897	100%
	2555772	100%		2555834	100%		2555898	100%
	2555773	100%		2555835	100%		2555899	100%
	2555774	100%		2555836	100%		2555900	100%
	2555775	100%		2555847	100%		2555901	100%
	2555776	100%		2555848	100%		2555902	100%
	2555777	100%		2555849	100%		2555903	100%
	2555778	100%		2555850	100%		2555904	100%
	2555779	100%		2555851	100%		2555905	100%
	2555780	100%		2555852	100%		2555906	100%
	2555781	100%		2555853	100%		2555907	100%
	2555782	100%		2555854	100%		2555908	100%
	2555783	100%		2555855	100%		2555909	100%
	2555784	100%		2555856	100%		2555910	100%
	2555785	100%		2555857	100%		2555911	100%
	2555786	100%		2555858	100%		2555912	100%
	2555787	100%		2555859	100%		2555913	100%
	2555788	100%		2555860	100%		2555914	100%
	2555789	100%		2555861	100%		2555915	100%
	2555790	100%		2555862	100%		2555916	100%
	2555791	100%		2555863	100%		2555917	100%
	2555792	100%		2555864	100%		2555918	100%
	2555793	100%		2555865	100%		2555919	100%
	2555794	100%		2555866	100%		2555920	100%
	2555795	100%		2555867	100%		2555921	100%
	2555796	100%		2555868	100%		2555922	100%
	2555797	100%		2555869	100%		2555923	100%
	2555798	100%		2555870	100%		2555924	100%
	2555799	100%		2555871	100%		2555925	100%

Canadian Tenement Schedule as at 31 December 2023 (continued)

Project	Tenement	Interest	Project	Tenement	Interest	Project	Tenement	Interest
Troilus Claims	2555926	100%	Troilus Claims	2555980	100%	Troilus Claims	2556034	100%
	2555927	100%		2555981	100%		2556035	100%
Location Québec, Canada	2555928	100%	Québec, Canada (continued)	2555982	100%	Québec, Canada (continued)	2556036	100%
	2555929	100%		2555983	100%		2556037	100%
	2555930	100%		2555984	100%		2556038	100%
Commodity Lithium	2555931	100%		2555985	100%		2556039	100%
	2555932	100%		2555986	100%		2556040	100%
Total Claims 1,824	2555933	100%		2555987	100%		2556041	100%
	2555934	100%		2555988	100%		2556042	100%
	2555935	100%		2555989	100%		2556043	100%
	2555936	100%		2555990	100%		2556044	100%
	2555937	100%		2555991	100%		2556045	100%
	2555938	100%		2555992	100%		2556046	100%
	2555939	100%		2555993	100%		2556047	100%
	2555940	100%		2555994	100%		2556048	100%
	2555941	100%		2555995	100%		2556049	100%
	2555942	100%		2555996	100%		2556050	100%
	2555943	100%		2555997	100%		2556051	100%
	2555944	100%		2555998	100%		2556052	100%
	2555945	100%		2555999	100%		2556053	100%
	2555946	100%		2556000	100%		2556054	100%
	2555947	100%		2556001	100%		2556055	100%
	2555948	100%		2556002	100%		2556056	100%
	2555949	100%		2556003	100%		2556057	100%
	2555950	100%		2556004	100%		2556058	100%
	2555951	100%		2556005	100%		2556059	100%
	2555952	100%		2556006	100%		2556060	100%
	2555953	100%		2556007	100%		2556061	100%
	2555954	100%		2556008	100%		2556062	100%
	2555955	100%		2556009	100%		2556063	100%
	2555956	100%		2556010	100%		2556064	100%
	2555957	100%		2556011	100%		2556065	100%
	2555958	100%		2556012	100%		2556066	100%
	2555959	100%		2556013	100%		2556067	100%
	2555960	100%		2556014	100%		2556068	100%
	2555961	100%		2556015	100%		2556069	100%
	2555962	100%		2556016	100%		2556070	100%
	2555963	100%		2556017	100%		2556071	100%
	2555964	100%		2556018	100%		2556072	100%
	2555965	100%		2556019	100%		2556073	100%
	2555966	100%		2556020	100%		2556074	100%
	2555967	100%		2556021	100%		2556075	100%
	2555968	100%		2556022	100%		2556076	100%
	2555969	100%		2556023	100%		2556077	100%
	2555970	100%		2556024	100%		2556078	100%
	2555971	100%		2556025	100%		2556079	100%
	2555972	100%		2556026	100%		2556080	100%
	2555973	100%		2556027	100%		2556081	100%
	2555974	100%		2556028	100%		2556082	100%
	2555975	100%		2556029	100%		2556083	100%
	2555976	100%		2556030	100%		2556084	100%
	2555977	100%		2556031	100%		2556085	100%
	2555978	100%		2556032	100%		2556086	100%
	2555979	100%		2556033	100%		2556087	100%

Canadian Tenement Schedule as at 31 December 2023 (continued)

Project	Tenement	Interest	Project	Tenement	Interest	Project	Tenement	Interest
Troilus Claims	2556088	100%	Troilus Claims	2560648	100%	Troilus Claims	2563716	100%
	2556089	100%		2560649	100%		2563717	100%
Location Québec, Canada	2556090	100%	Québec, Canada (continued)	2560650	100%	Québec, Canada (continued)	2563718	100%
	2556091	100%		2560651	100%		2563719	100%
	2556092	100%		2560652	100%		2564837	100%
Commodity Lithium	2556093	100%		2560653	100%		2565953	100%
	2556094	100%		2560656	100%		2565954	100%
	2556095	100%		2560657	100%		2565955	100%
Total Claims 1,824	2556096	100%		2560658	100%		2565956	100%
	2556097	100%		2560659	100%		2565957	100%
	2556098	100%		2560660	100%		2565958	100%
	2556099	100%		2560661	100%		2566120	100%
	2556100	100%		2560664	100%		2566121	100%
	2556101	100%		2560665	100%		2566122	100%
	2556102	100%		2560666	100%		2566123	100%
	2556103	100%		2560667	100%		2566124	100%
	2556104	100%		2560670	100%		2566125	100%
	2556105	100%		2560671	100%		2566126	100%
	2556106	100%		2560672	100%		2566963	100%
	2556107	100%		2561222	100%		2566964	100%
	2556108	100%		2561223	100%		2566965	100%
	2556109	100%		2561224	100%		2566966	100%
	2556110	100%		2561225	100%		2566967	100%
	2556111	100%		2561226	100%		2566968	100%
	2556112	100%		2561227	100%		2566969	100%
	2556113	100%		2561228	100%		2566970	100%
	2556114	100%		2561253	100%		2566971	100%
	2556115	100%		2561254	100%		2566972	100%
	2556116	100%		2561649	100%		2566973	100%
	2556117	100%		2561842	100%		2566974	100%
	2556118	100%		2561843	100%		2566975	100%
	2556119	100%		2561844	100%		2566976	100%
	2556120	100%		2561845	100%		2566977	100%
	2556121	100%		2561846	100%		2566978	100%
	2556122	100%		2563696	100%		2567332	100%
	2556123	100%		2563697	100%		2567333	100%
	2556124	100%		2563698	100%		2567334	100%
	2556125	100%		2563699	100%		2567335	100%
	2556126	100%		2563700	100%		2567336	100%
	2556127	100%		2563701	100%		2567337	100%
	2556128	100%		2563702	100%		2567338	100%
	2556129	100%		2563703	100%		2567339	100%
	2556130	100%		2563704	100%		2567340	100%
	2556131	100%		2563705	100%		2567341	100%
	2556132	100%		2563706	100%		2567470	100%
	2556133	100%		2563707	100%		2567471	100%
	2556134	100%		2563708	100%		2567472	100%
	2558334	100%		2563709	100%		2567473	100%
	2560642	100%		2563710	100%		2567474	100%
	2560643	100%		2563711	100%		2567475	100%
	2560644	100%		2563712	100%		2567476	100%
	2560645	100%		2563713	100%		2567477	100%
	2560646	100%		2563714	100%		2567478	100%
	2560647	100%		2563715	100%		2567479	100%

Canadian Tenement Schedule as at 31 December 2023 (continued)

Project	Tenement	Interest	Project	Tenement	Interest	Project	Tenement	Interest
Troilus Claims	2567484	100%	Troilus Claims	2571250	100%	Troilus Claims	2571304	100%
	2567485	100%		2571251	100%		2571305	100%
Location Québec, Canada	2567486	100%	Québec, Canada (continued)	2571252	100%	Québec, Canada (continued)	2571306	100%
	2567487	100%		2571253	100%		2571307	100%
	2567488	100%		2571254	100%		2571348	100%
Commodity Lithium	2567489	100%		2571255	100%		2571349	100%
	2567490	100%		2571256	100%		2571350	100%
Total Claims 1,824	2567491	100%		2571257	100%		2571351	100%
	2567492	100%		2571258	100%		2571352	100%
	2567493	100%		2571259	100%		2571353	100%
	2567494	100%		2571260	100%		2571354	100%
	2567495	100%		2571261	100%		2571355	100%
	2567496	100%		2571262	100%		2571356	100%
	2567497	100%		2571263	100%		2571357	100%
	2567498	100%		2571264	100%		2571358	100%
	2567499	100%		2571265	100%		2571359	100%
	2567500	100%		2571266	100%		2571360	100%
	2567501	100%		2571267	100%		2571361	100%
	2567502	100%		2571268	100%		2571362	100%
	2567503	100%		2571269	100%		2571363	100%
	2567504	100%		2571270	100%		2571364	100%
	2567505	100%		2571271	100%		2571365	100%
	2567506	100%		2571272	100%		2571366	100%
	2567507	100%		2571273	100%		2571367	100%
	2567508	100%		2571274	100%		2571368	100%
	2567509	100%		2571275	100%		2571369	100%
	2567510	100%		2571276	100%		2571370	100%
	2567511	100%		2571277	100%		2571371	100%
	2567512	100%		2571278	100%		2571372	100%
	2567513	100%		2571279	100%		2571373	100%
	2567514	100%		2571280	100%		2571374	100%
	2567515	100%		2571281	100%		2571375	100%
	2571228	100%		2571282	100%		2571376	100%
	2571229	100%		2571283	100%		2571377	100%
	2571230	100%		2571284	100%		2571378	100%
	2571231	100%		2571285	100%		2571379	100%
	2571232	100%		2571286	100%		2571380	100%
	2571233	100%		2571287	100%		2571381	100%
	2571234	100%		2571288	100%		2571382	100%
	2571235	100%		2571289	100%		2571383	100%
	2571236	100%		2571290	100%		2571384	100%
	2571237	100%		2571291	100%		2571385	100%
	2571238	100%		2571292	100%		2571386	100%
	2571239	100%		2571293	100%		2571387	100%
	2571240	100%		2571294	100%		2571388	100%
	2571241	100%		2571295	100%		2571389	100%
	2571242	100%		2571296	100%		2571390	100%
	2571243	100%		2571297	100%		2571391	100%
	2571244	100%		2571298	100%		2571392	100%
	2571245	100%		2571299	100%		2571393	100%
	2571246	100%		2571300	100%		2571394	100%
	2571247	100%		2571301	100%		2571395	100%
	2571248	100%		2571302	100%		2571396	100%
	2571249	100%		2571303	100%		2571397	100%

Canadian Tenement Schedule as at 31 December 2023 (continued)

Project	Tenement	Interest	Project	Tenement	Interest	Project	Tenement	Interest
Troilus Claims	2571398	100%	Troilus Claims	2571631	100%	Troilus Claims	2571685	100%
	2571399	100%		2571632	100%		2571686	100%
Location Québec, Canada	2571400	100%	Québec, Canada (continued)	2571633	100%	Québec, Canada (continued)	2571827	100%
	2571401	100%		2571634	100%		2571828	100%
	2571402	100%		2571635	100%		2571829	100%
Commodity Lithium	2571403	100%		2571636	100%		2571830	100%
	2571404	100%		2571637	100%		2571831	100%
	2571405	100%		2571638	100%		2571832	100%
Total Claims 1,824	2571406	100%		2571639	100%		2571833	100%
	2571407	100%		2571640	100%		2571834	100%
	2571408	100%		2571641	100%		2571835	100%
	2571409	100%		2571642	100%		2571836	100%
	2571410	100%		2571643	100%		2571837	100%
	2571411	100%		2571644	100%		2571838	100%
	2571412	100%		2571645	100%		2571839	100%
	2571413	100%		2571646	100%		2571840	100%
	2571414	100%		2571647	100%		2571841	100%
	2571415	100%		2571648	100%		2571842	100%
	2571416	100%		2571649	100%		2571843	100%
	2571417	100%		2571650	100%		2571844	100%
	2571418	100%		2571651	100%		2571845	100%
	2571419	100%		2571652	100%		2571846	100%
	2571420	100%		2571653	100%		2571847	100%
	2571421	100%		2571654	100%		2571848	100%
	2571422	100%		2571655	100%		2571849	100%
	2571423	100%		2571656	100%		2571850	100%
	2571424	100%		2571657	100%		2571851	100%
	2571425	100%		2571658	100%		2571852	100%
	2571426	100%		2571659	100%		2571853	100%
	2571427	100%		2571660	100%		2571854	100%
	2571607	100%		2571661	100%		2571855	100%
	2571608	100%		2571662	100%		2571856	100%
	2571609	100%		2571663	100%		2571857	100%
	2571610	100%		2571664	100%		2571858	100%
	2571611	100%		2571665	100%		2571859	100%
	2571612	100%		2571666	100%		2571860	100%
	2571613	100%		2571667	100%		2571861	100%
	2571614	100%		2571668	100%		2571862	100%
	2571615	100%		2571669	100%		2571863	100%
	2571616	100%		2571670	100%		2571864	100%
	2571617	100%		2571671	100%		2571865	100%
	2571618	100%		2571672	100%		2571866	100%
	2571619	100%		2571673	100%		2571867	100%
	2571620	100%		2571674	100%		2571868	100%
	2571621	100%		2571675	100%		2571869	100%
	2571622	100%		2571676	100%		2571870	100%
	2571623	100%		2571677	100%		2571871	100%
	2571624	100%		2571678	100%		2571872	100%
	2571625	100%		2571679	100%		2571873	100%
	2571626	100%		2571680	100%		2571874	100%
	2571627	100%		2571681	100%		2571875	100%
	2571628	100%		2571682	100%		2571876	100%
	2571629	100%		2571683	100%		2571877	100%
	2571630	100%		2571684	100%		2571878	100%

Canadian Tenement Schedule as at 31 December 2023 (continued)

Project	Tenement	Interest	Project	Tenement	Interest
Troilus	2571879	100%	Troilus	2575778	100%
Claims	2571880	100%	Claims	2576046	100%
	2571881	100%		2576047	100%
Location	2571882	100%	Québec,	2576048	100%
Québec,	2571883	100%	Canada	2576049	100%
Canada	2571884	100%	(continued)	2576050	100%
	2571885	100%		2576051	100%
Commodity	2571886	100%		2576052	100%
Lithium	2571887	100%		2576053	100%
Total Claims	2571888	100%		2576054	100%
1,824	2571889	100%		2576055	100%
	2571890	100%		2576056	100%
	2571891	100%		2576057	100%
	2571892	100%		2576058	100%
	2571893	100%		2576059	100%
	2571894	100%		2576060	100%
	2571895	100%		2576061	100%
	2571896	100%		2576062	100%
	2574357	100%		2576063	100%
	2574420	100%		2576064	100%
	2574421	100%		2576065	100%
	2574422	100%		2576066	100%
	2574423	100%		2576067	100%
	2574424	100%		2576068	100%
	2574425	100%		2576069	100%
	2574426	100%		2576070	100%
	2574427	100%		2576071	100%
	2574428	100%		2576072	100%
	2574429	100%		2576073	100%
	2574430	100%		2576074	100%
	2574431	100%		2576075	100%
	2574432	100%		2576076	100%
	2574433	100%		2576077	100%
	2574434	100%		2576078	100%
	2574435	100%		2576079	100%
	2574436	100%		2576080	100%
	2574437	100%		2576081	100%
	2574438	100%		2576082	100%
	2574439	100%		2576083	100%
	2574440	100%		2576084	100%
	2574441	100%		2576085	100%
	2574442	100%		2576086	100%
	2574443	100%		2576087	100%
	2574444	100%		2576088	100%
	2574445	100%		2576089	100%
	2574446	100%		2576090	100%
	2574447	100%		2576091	100%
	2574448	100%		2576092	100%
	2574449	100%		2582568	100%
	2574450	100%			
	2574451	100%			
	2574452	100%			
	2574453	100%			
	2574454	100%			

Appendix 5B

Mining exploration entity or oil and gas exploration entity quarterly cash flow report

Name of entity

SAYONA MINING LIMITED

ABN

26 091 951 978

Quarter ended ("current quarter")

31 DECEMBER 2023

Consolidated statement of cash flows	Current quarter \$A'000	Year to date (6 months) \$A'000
1. Cash flows from operating activities		
1.1 Receipts from customers	48,337	123,298
1.2 Payments for		
(a) exploration & evaluation	-	-
(b) development	-	-
(c) production	(64,957)	(92,735)
(d) staff costs	(8,876)	(19,438)
(e) administration and corporate costs	(3,770)	(7,614)
1.3 Dividends received (see note 3)	-	-
1.4 Interest received	2,407	4,579
1.5 Interest and other costs of finance paid	(143)	(218)
1.6 Income taxes paid	-	-
1.7 Government grants and tax incentives	207	207
1.8 Other		
– Net deposits refunded / (paid)	(203)	(1,751)
– Other income	389	442
1.9 Net cash from / (used in) operating activities	(26,609)	6,770
2. Cash flows from investing activities		
2.1 Payments to acquire or for:		
(a) entities	-	-
(b) tenements	-	-
(c) property, plant and equipment	(38,138)	(68,605)
(d) exploration & evaluation	(10,272)	(29,103)
(e) investments	-	-
(f) other non-current assets	-	-

Consolidated statement of cash flows	Current quarter \$A'000	Year to date (6 months) \$A'000
2.2 Proceeds from the disposal of:		
(a) entities	-	-
(b) tenements	-	-
(c) property, plant and equipment	-	-
(d) investments	-	-
(e) other non-current assets	-	-
2.3 Cash flows from loans to other entities	-	-
2.4 Dividends received (see note 3)	-	-
2.5 Other	-	-
2.6 Net cash from / (used in) investing activities	(48,410)	(97,708)

3. Cash flows from financing activities		
3.1 Proceeds from issues of equity securities (excluding convertible debt securities)	-	31,399
3.2 Proceeds from issue of convertible debt securities	-	-
3.3 Proceeds from exercise of options	-	6,000
3.4 Transaction costs related to issues of equity securities or convertible debt securities	-	(1,211)
3.5 Proceeds from borrowings	-	-
3.6 Repayment of borrowings	(499)	(990)
3.7 Transaction costs related to loans and borrowings	-	-
3.8 Dividends paid	-	-
3.9 Other – Proceeds from joint venture partners	4,154	4,154
3.10 Net cash from / (used in) financing activities	3,655	39,352

4. Net increase / (decrease) in cash and cash equivalents for the period		
4.1 Cash and cash equivalents at beginning of period	232,757	211,119
4.2 Net cash from / (used in) operating activities (item 1.9 above)	(26,609)	6,770
4.3 Net cash from / (used in) investing activities (item 2.6 above)	(48,410)	(97,708)
4.4 Net cash from / (used in) financing activities (item 3.10 above)	3,655	39,352

Mining exploration entity or oil and gas exploration entity quarterly cash flow report

Consolidated statement of cash flows		Current quarter \$A'000	Year to date (6 months) \$A'000
4.5	Effect of movement in exchange rates on cash held	(3,413)	(1,553)
4.6	Cash and cash equivalents at end of period	157,980	157,980

5.	Reconciliation of cash and cash equivalents at the end of the quarter (as shown in the consolidated statement of cash flows) to the related items in the accounts	Current quarter \$A'000	Previous quarter \$A'000
5.1	Bank balances	30,190	67,939
5.2	Call deposits	127,790	160,173
5.3	Bank overdrafts	-	-
5.4	Other – restricted cash in escrow	-	4,645
5.5	Cash and cash equivalents at end of quarter (should equal item 4.6 above)	157,980	232,757

6.	Payments to related parties of the entity and their associates	Current quarter \$A'000
6.1	Aggregate amount of payments to related parties and their associates included in item 1	320
6.2	Aggregate amount of payments to related parties and their associates included in item 2	-
<i>Note: if any amounts are shown in items 6.1 or 6.2, your quarterly activity report must include a description of, and an explanation for, such payments.</i>		

Mining exploration entity or oil and gas exploration entity quarterly cash flow report

7. Financing facilities	Total facility amount at quarter end \$A'000	Amount drawn at quarter end \$A'000
<i>Note: the term "facility" includes all forms of financing arrangements available to the entity. Add notes as necessary for an understanding of the sources of finance available to the entity.</i>		
7.1 Loan facilities	-	-
7.2 Credit standby arrangements	-	-
7.3 Other (please specify)	200,000	-
7.4 Total financing facilities	200,000	-
7.5 Unused financing facilities available at quarter end		193,550
7.6 Include in the box below a description of each facility above, including the lender, interest rate, maturity date and whether it is secured or unsecured. If any additional financing facilities have been entered into or are proposed to be entered into after quarter end, include a note providing details of those facilities as well.	<p>The Company entered into an At-the-Market Subscription Agreement (ATM) (previously referred to as a Controlled Placement Agreement (CPA)) with Acuity Capital on 29 October 2019. On 29 April 2021, the parties agreed to increase the ATM limit from \$3 million to a new limit of \$15 million and to extend the expiry date of the ATM to 31 July 2023. On 1 March 2022, the Company announced it had agreed to increase the ATM limit to a new limit of \$50 million.</p> <p>On 5 August 2022, the parties agreed to further increase the ATM limit to a new limit of \$200 million and to extend the expiry date of the ATM to 31 July 2025. To date, the Company has utilised the ATM to raise \$6.45 million. The remaining standby equity capital available under the ATM is \$193.55 million. The Company retains full control of all aspects of the placement process. There are no requirements on the Company to utilise the facility and it may terminate the Agreement at any time, without cost or penalty.</p>	

8. Estimated cash available for future operating activities	\$A'000
8.1 Net cash from / (used in) operating activities (item 1.9)	(26,609)
8.2 (Payments for exploration & evaluation classified as investing activities) (item 2.1(d))	(10,272)
8.3 Total relevant outgoings (item 8.1 + item 8.2)	(36,881)
8.4 Cash and cash equivalents at quarter end (item 4.6)	157,980
8.5 Unused finance facilities available at quarter end (item 7.5)	193,550
8.6 Total available funding (item 8.4 + item 8.5)	351,530
8.7 Estimated quarters of funding available (item 8.6 divided by item 8.3)	9.5
<i>Note: if the entity has reported positive relevant outgoings (ie a net cash inflow) in item 8.3, answer item 8.7 as "N/A". Otherwise, a figure for the estimated quarters of funding available must be included in item 8.7.</i>	
8.8 If item 8.7 is less than 2 quarters, please provide answers to the following questions:	
8.8.1 Does the entity expect that it will continue to have the current level of net operating cash flows for the time being and, if not, why not?	
Answer: N/A	

Mining exploration entity or oil and gas exploration entity quarterly cash flow report

8.8.2 Has the entity taken any steps, or does it propose to take any steps, to raise further cash to fund its operations and, if so, what are those steps and how likely does it believe that they will be successful?

Answer: N/A

8.8.3 Does the entity expect to be able to continue its operations and to meet its business objectives and, if so, on what basis?

Answer: N/A

Note: where item 8.7 is less than 2 quarters, all of questions 8.8.1, 8.8.2 and 8.8.3 above must be answered.

Compliance statement

- 1 This statement has been prepared in accordance with accounting standards and policies which comply with Listing Rule 19.11A.
- 2 This statement gives a true and fair view of the matters disclosed.

31 January 2024

Date:

Paul Crawford – Company Secretary

Authorised by:
(Name of body or officer authorising release – see note 4)

Notes

1. This quarterly cash flow report and the accompanying activity report provide a basis for informing the market about the entity's activities for the past quarter, how they have been financed and the effect this has had on its cash position. An entity that wishes to disclose additional information over and above the minimum required under the Listing Rules is encouraged to do so.
2. If this quarterly cash flow report has been prepared in accordance with Australian Accounting Standards, the definitions in, and provisions of, *AASB 6: Exploration for and Evaluation of Mineral Resources* and *AASB 107: Statement of Cash Flows* apply to this report. If this quarterly cash flow report has been prepared in accordance with other accounting standards agreed by ASX pursuant to Listing Rule 19.11A, the corresponding equivalent standards apply to this report.
3. Dividends received may be classified either as cash flows from operating activities or cash flows from investing activities, depending on the accounting policy of the entity.
4. If this report has been authorised for release to the market by your board of directors, you can insert here: "By the board". If it has been authorised for release to the market by a committee of your board of directors, you can insert here: "By the [name of board committee – eg Audit and Risk Committee]". If it has been authorised for release to the market by a disclosure committee, you can insert here: "By the Disclosure Committee".
5. If this report has been authorised for release to the market by your board of directors and you wish to hold yourself out as complying with recommendation 4.2 of the ASX Corporate Governance Council's *Corporate Governance Principles and Recommendations*, the board should have received a declaration from its CEO and CFO that, in their opinion, the financial records of the entity have been properly maintained, that this report complies with the appropriate accounting standards and gives a true and fair view of the cash flows of the entity, and that their opinion has been formed on the basis of a sound system of risk management and internal control which is operating effectively.