

ASX ANNOUNCEMENT

26 July 2024

ACTIVITIES REPORT AND APPENDIX 4C: SUBSCRIPTION REVENUE GROWTH AND CAPEX CONTROL PRODUCE STRONG FREE CASH FLOW

Highlights:

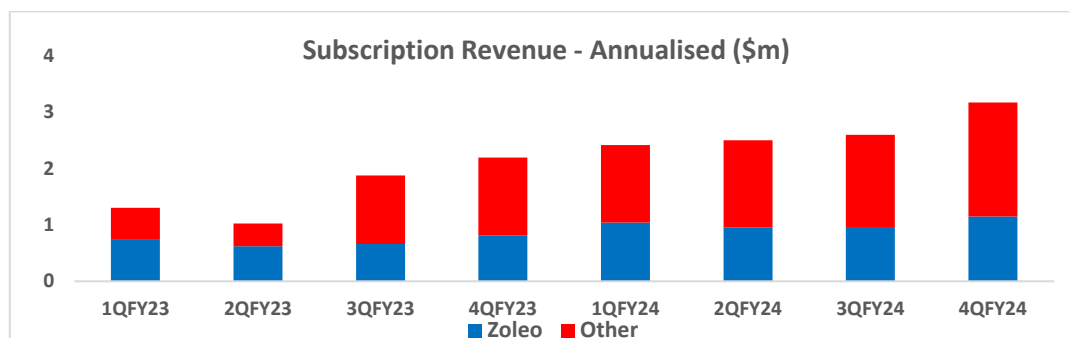
- Strong finish to the year delivers Q4 positive Free Cash Flow (FCF) of \$0.5m.
- Excluding one-off arbitration payments positive FCF was \$1.7m in Q4 and \$0.8m for FY24.
- Total revenue in Q4 of \$6.8m was 34% below the PCP due to lower hardware sales including the run-off profile for Iridium GO! exec.
- Annualised subscription revenue now \$3.2m, up 44% on FY23, this includes Beam's ZOLEO royalty revenue up 41% on FY23.
- Strong subscriber and usage metrics for ZOLEO with subscribers up 30% 92.1k for FY24 and total messages sent almost 50 million.
- Heightened focus on the efficiency and effectiveness of the capex program has delivered 4 consecutive quarterly reductions in spend, Q4 65% below the PCP.

Beam Communications Holdings Ltd (ASX: BCC, "Beam" or the "Company"), a leading developer and distributor of mobile satellite solutions and services, is pleased to provide its quarterly update for the three months ended 30 June 2024 (4QFY24), to accompany the Appendix 4C.

Cash Flow, Revenue and Cash Position

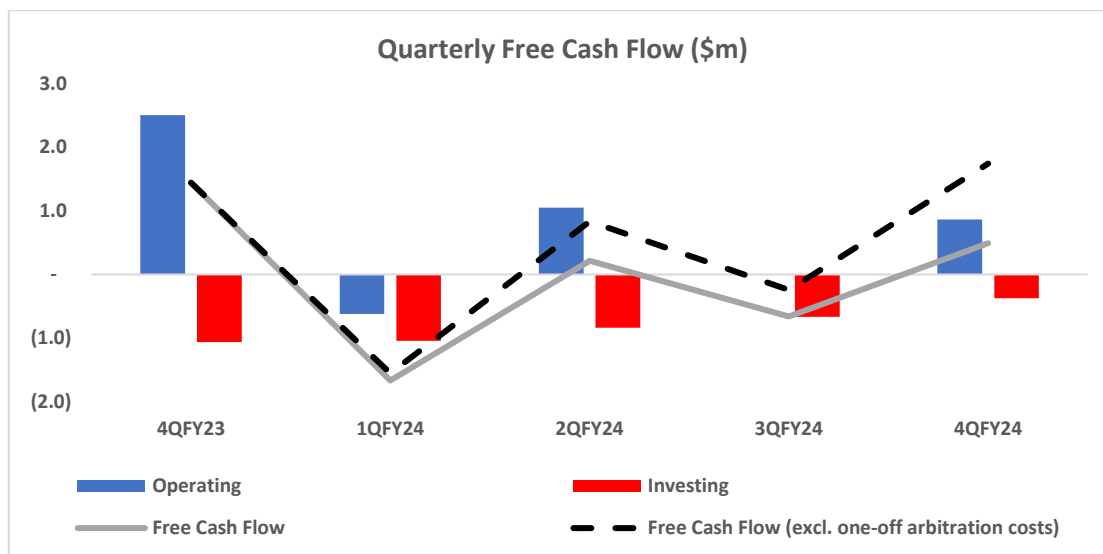
Cash receipts of \$9.2 million grew 2.3% on the PCP (4QFY23) and 23% QoQ (4Q v 3QFY24) with the the timing of hardware sales delivering a solid revenue outcome in Q3 FY24 and growth in cash receipts for Q4 FY24.

Total revenue this quarter was \$6.8 million (34% below the PCP) due to lower hardware sales including the run-off profile for Iridium GO! exec. Not all hardware revenue was lower with sales into the ZOLEO JV up 49% on the PCP. Partially offsetting the hardware revenue decline was continued significant growth from annuity style subscription revenue which increased 45% on the PCP to \$0.8 million. This includes \$0.3 million for the ZOLEO Royalty Fee which was up 41% on the PCP. Zoleo activations for the Australian and NZ business have strong momentum with the Beam sales team continuing to deliver sales and activations. Beam's subscription revenue now exceeds \$3.2 million on an annualised basis (up 44% on FY23).



Included in the Q4 operating and free cash flow results is ~\$1.3 million of arbitration related payments. For FY24 these non-recurring arbitration payments are ~\$2.4 million (note: ~\$3.0m of expenses in FY24). An update on the arbitration process is provided further below.

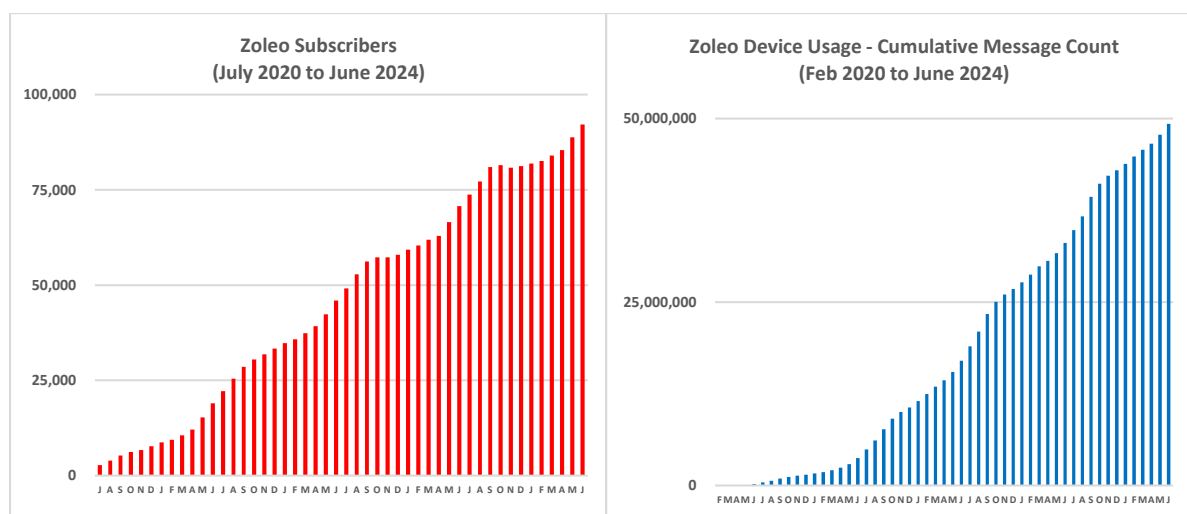
Contributing to the positive free cash flow result this quarter was further reduction in Beam's capex spend. Across FY24 there has been a heightened focus on the efficiency and effectiveness of the capex program. This has resulted in 4 consecutive quarterly reductions in capex spend, with Q4 65% below the PCP.



At 30 June 2024 the Company had \$3.1 million cash at bank. Up from \$2.7 million 3 months earlier.

Strong growth in ZOLEO activations and usage

There were 92.1k ZOLEO subscribers at the end of June 2024, up 30% from June 2023. Usage growth has been incredibly strong, in less than 4 and-a-half years 49.3 million messages have been sent from ZOLEO devices.



ZOLEO Revenue and JV Structure

ZOLEO operates through a 50/50 joint venture (JV) between Beam and Roadpost Inc (RP). Both Beam and Roadpost serve as Master Distributors for their respective territories, appointing authorised retailers. Beam's territories encompass Australia, New Zealand, China, and Japan, while Roadpost's territories cover Canada and the United States.

Authorised retailers, including channels directly controlled by the JV partners within their territories (e.g. Beam's SatPhone Shop, eBay, Amazon, Kogan), sell devices to customers, earning revenue through product margins without sharing subscription revenues.

As a royalty, Beam and Roadpost receive 70% of the gross margin from subscriptions in their respective territories, with the remaining 30% being retained by the JV. For the rest of world, for which Europe and UK are operational, all the profits stay within ZOLEO Inc.

The JV in total generates around \$40 million of revenue per year.

ZOLEO arbitration update

Beam and its JV partner, Roadpost Inc., have commenced a formal arbitration process. The hearing commenced 29 April 2024 in Canada and across 2 weeks the more formal component of the arbitration process was completed.

Since then the process included written final submissions in early June, followed by a full day for each party to present final oral submissions in mid-June.

A ruling by the arbitrator is expected approximately 6 weeks after the final oral submissions. Following the decision of the Arbitrator over the proceedings, this may allow an opportunity for the ownership of ZOLEO to be decided.

Commenting on the quarter and outlook, Managing Director, Michael Capocchi said:

"Q4 delivered positive free cash flow as expected. Working capital improvements, a sustained focus on disciplined capex investments and further growth in subscription revenue contributed to a stronger free cash flow result.

Our solid balance sheet and the underlying cash flow generation of the business enabled us to fully fund the ZOLEO arbitration from cash reserves. We are looking forward to refocusing the business in FY25 as we finalise the arbitration and assess any associated opportunity.

Beam will share further insights on the outlook for FY25 around the time of the full year results update, late next month".

This announcement has been approved by the Board of Directors.

For media and investor enquiries please contact:

Andrew Keys

e: andrew.keys@keysthomas.com

m: +61 0400 400 380

About Beam Communications Holdings Limited

Beam Communications Holdings Limited is an Australian publicly-listed company (ASX:BCC) that specialises in the design, development, manufacture and distribution of satellite, cellular and dual-mode equipment applications and services. Beam has developed several world-first innovations and its products and services are adopted by some of the world's largest satellite and telecommunications companies, such as Iridium, Telstra, KDDI, Inmarsat and Thuraya. Beam also developed the multi-award winning ZOLEO device, which generates recurring subscription revenues for the Group. Beam Communications Holdings Limited owns 100% of Beam Communications Pty Ltd and SatPhone Shop Pty Ltd www.satphoneshop.com. For more information, visit www.beamcommunications.com.

About ZOLEO Inc.

Formed in 2018 and headquartered in Toronto, Canada, ZOLEO Inc. is a joint venture between Beam Communication Pty. Ltd. and Roadpost Inc. that is pioneering the development of innovative lower cost, consumer-oriented global messaging solutions, including innovative wireless devices and apps based on Iridium short burst data (SBD), cellular and Wi-Fi standards. The company serves three primary markets including consumers residing on the fringe of cellular coverage, outdoor recreation and lone worker safety. Its products are offered through authorised retailers in the US, Canada and Australia. Roadpost is responsible for retail distribution in North America and Beam is responsible for the Asia Pacific region. Staged distribution in other regions will be jointly managed. For more information visit www.ZOLEO.com.

Appendix 4C

Quarterly cash flow report for entities subject to Listing Rule 4.7B

Name of entity

Beam Communications Holdings Limited

ABN

39 010 568 804

Quarter ended ("current quarter")

30 June 2024

Consolidated statement of cash flows	Current quarter \$A'000	Year to date (12 months) \$A'000
1. Cash flows from operating activities		
1.1 Receipts from customers	9,244	36,536
1.2 Payments for		
(a) research and development		
(b) product manufacturing and operating costs	(4,901)	(25,385)
(c) advertising and marketing	(139)	(503)
(d) leased items	(3)	(19)
(e) staff costs – <i>salaries, wages, and super</i>	(1,451)	(4,810)
(f) administration and corporate costs	(1,663)	(3,827)
1.3 Dividends received (see note 3)		
1.4 Interest received	1	3
1.5 Interest and other costs of finance paid	(9)	(66)
1.6 Income taxes paid/refunded		(5)
1.7 Government grants and tax incentives		
1.8 Other - <i>GST, FBT, payroll tax, insurance proceeds</i>	(211)	(620)
1.9 Net cash from / (used in) operating activities	868	1,303
2. Cash flows from investing activities		
2.1 Payments to acquire or for:		
(a) entities		
(b) businesses		
(c) property, plant and equipment	(2)	(37)
(d) investments		
(e) intellectual property		

Consolidated statement of cash flows		Current quarter \$A'000	Year to date (12 months) \$A'000
	(f) other non-current assets – <i>Product development capitalised</i>	(373)	(2,890)
2.2	Proceeds from disposal of:		
	(a) entities		
	(b) businesses		
	(c) property, plant and equipment		
	(d) investments		
	(e) intellectual property		
	(f) other non-current assets		
2.3	Cash flows from loans to other entities		
2.4	Dividends received (see note 3)		
2.5	Other		
2.6	Net cash from / (used in) investing activities	(375)	(2,927)

3.	Cash flows from financing activities		
3.1	Proceeds from issues of equity securities (excluding convertible debt securities)		
3.2	Proceeds from issue of convertible debt securities		
3.3	Proceeds from exercise of options		
3.4	Transaction costs related to issues of equity securities or convertible debt securities		
3.5	Proceeds from borrowings		
3.6	Repayment of borrowings		
3.7	Transaction costs related to loans and borrowings		
3.8	Dividends paid		
3.9	Other – <i>Lease liability payment</i>	(45)	(221)
3.10	Net cash from / (used in) financing activities	(45)	(221)

4.	Net increase / (decrease) in cash and cash equivalents for the period		
4.1	Cash and cash equivalents at beginning of period	2,659	4,951
4.2	Net cash from / (used in) operating activities (item 1.9 above)	868	1,304

Consolidated statement of cash flows		Current quarter \$A'000	Year to date (12 months) \$A'000
4.3	Net cash from / (used in) investing activities (item 2.6 above)	(375)	(2,927)
4.4	Net cash from / (used in) financing activities (item 3.10 above)	(45)	(221)
4.5	Effect of movement in exchange rates on cash held		
4.6	Cash and cash equivalents at end of period	3,107	3,107

5.	Reconciliation of cash and cash equivalents at the end of the quarter (as shown in the consolidated statement of cash flows) to the related items in the accounts	Current quarter \$A'000	Previous quarter \$A'000
5.1	Bank balances	3,107	2,659
5.2	Call deposits		
5.3	Bank overdrafts		
5.4	Other (provide details)		
5.5	Cash and cash equivalents at end of quarter (should equal item 4.6 above)	3,107	2,659

6.	Payments to related parties of the entity and their associates	Current quarter \$A'000
6.1	Aggregate amount of payments to related parties and their associates included in item 1	213
6.2	Aggregate amount of payments to related parties and their associates included in item 2	-
<i>Note: if any amounts are shown in items 6.1 or 6.2, your quarterly activity report must include a description of, and an explanation for, such payments.</i>		

Explanation: Payments referred to in 6.1 are for director salaries, director fees and superannuation.

7.	Financing facilities <i>Note: the term "facility" includes all forms of financing arrangements available to the entity.</i> <i>Add notes as necessary for an understanding of the sources of finance available to the entity.</i>	Total facility amount at quarter end \$A'000	Amount drawn at quarter end \$A'000
7.1	Loan facilities	783	0
7.2	Credit standby arrangements		
7.3	Other (<i>secured term loan</i>)	188	0
7.4	Total financing facilities	971	0
7.5	Unused financing facilities available at quarter end		971
7.6	Include in the box below a description of each facility above, including the lender, interest rate, maturity date and whether it is secured or unsecured. If any additional financing facilities have been entered into or are proposed to be entered into after quarter end, include a note providing details of those facilities as well.		
	AUD overdraft \$300,000 and USD overdraft US\$320,000 (=A\$483,092) with National Australia Bank secured by fixed & floating charge.		
	In revising previously issued loans, on 7 May 2021 the NAB granted a 5-year, low interest term loan of \$750,000 part secured by the Australian government to assist with funding of Beam's product development program. The available balance, which reduces each month, was \$187,658 as of the quarter end and could be drawn, if and when required.		

8.	Estimated cash available for future operating activities	\$A'000
8.1	Net cash from / (used in) operating activities (item 1.9)	868
8.2	Cash and cash equivalents at quarter end (item 4.6)	3,107
8.3	Unused finance facilities available at quarter end (item 7.5)	971
8.4	Total available funding (item 8.2 + item 8.3)	4,078
8.5	Estimated quarters of funding available (item 8.4 divided by item 8.1)	N/A
	<i>Note: if the entity has reported positive net operating cash flows in item 1.9, answer item 8.5 as "N/A". Otherwise, a figure for the estimated quarters of funding available must be included in item 8.5.</i>	
8.6	If item 8.5 is less than 2 quarters, please provide answers to the following questions:	
8.6.1	Does the entity expect that it will continue to have the current level of net operating cash flows for the time being and, if not, why not?	
	Answer: N/A	
8.6.2	Has the entity taken any steps, or does it propose to take any steps, to raise further cash to fund its operations and, if so, what are those steps and how likely does it believe that they will be successful?	
	Answer: N/A	

8.6.3 Does the entity expect to be able to continue its operations and to meet its business objectives and, if so, on what basis?

Answer: N/A

Note: where item 8.5 is less than 2 quarters, all of questions 8.6.1, 8.6.2 and 8.6.3 above must be answered.

Compliance statement

- 1 This statement has been prepared in accordance with accounting standards and policies which comply with Listing Rule 19.11A.
- 2 This statement gives a true and fair view of the matters disclosed.

Date:26 July 2024.....

Authorised by:By the board.....
(Name of body or officer authorising release – see note 4)

Notes

1. This quarterly cash flow report and the accompanying activity report provide a basis for informing the market about the entity's activities for the past quarter, how they have been financed and the effect this has had on its cash position. An entity that wishes to disclose additional information over and above the minimum required under the Listing Rules is encouraged to do so.
2. If this quarterly cash flow report has been prepared in accordance with Australian Accounting Standards, the definitions in, and provisions of, *AASB 107: Statement of Cash Flows* apply to this report. If this quarterly cash flow report has been prepared in accordance with other accounting standards agreed by ASX pursuant to Listing Rule 19.11A, the corresponding equivalent standard applies to this report.
3. Dividends received may be classified either as cash flows from operating activities or cash flows from investing activities, depending on the accounting policy of the entity.
4. If this report has been authorised for release to the market by your board of directors, you can insert here: "By the board". If it has been authorised for release to the market by a committee of your board of directors, you can insert here: "By the [name of board committee – eg Audit and Risk Committee]". If it has been authorised for release to the market by a disclosure committee, you can insert here: "By the Disclosure Committee".
5. If this report has been authorised for release to the market by your board of directors and you wish to hold yourself out as complying with recommendation 4.2 of the ASX Corporate Governance Council's *Corporate Governance Principles and Recommendations*, the board should have received a declaration from its CEO and CFO that, in their opinion, the financial records of the entity have been properly maintained, that this report complies with the appropriate accounting standards and gives a true and fair view of the cash flows of the entity, and that their opinion has been formed on the basis of a sound system of risk management and internal control which is operating effectively.