

Form 605 – Corporations Act 2001 – Section 671B
Notice of ceasing to be a substantial holder

To Company Name/Scheme Dexus Convenience Retail REIT (ASX: **DXC**), comprising:

- Convenience Retail REIT No. 1 (ARSN 101 227 614)
- Convenience Retail REIT No. 2 (ARSN 619 527 829)
- Convenience Retail REIT No. 3 (ARSN 619 527 856)

ACN/ARSN As Above

1. Details of substantial holder (1)

Name MA Financial Group Limited (**MAF**) and the entities listed in Annexure A

ACN/ARSN (if applicable) 142 008 428

The holder ceased to be a substantial holder on 06/09/2024

The previous notice was given to the company on 07/09/2021

The previous notice was dated 07/09/2021

2. Changes in relevant interests

Particulars of each change in, or change in the nature of, a relevant interest (2) of the substantial holder or an associate (3) in voting securities of the company or scheme, since the substantial holder was last required to give a substantial holding notice to the company or scheme are as follows:

Date of change	Person whose relevant interest changed	Nature of change (4)	Consideration given in relation to change (5)	Class (6) and number of securities affected	Person's votes affected
See Annexure B					

3. Changes in association

The persons who have become associates (3) of, ceased to be associates of, or have changed the nature of their association (7) with, the substantial holder in relation to voting interests in the company or scheme are as follows:

Name and ACN/ARSN (if applicable)	Nature of association
Not applicable	


4. Addresses

The addresses of persons named in this form are as follows:

Name	Address
See Annexure A	


Name: Rebecca Ong Capacity: Company Secretary Date: 10 September 2024

Signature



ANNEXURE A TO FORM 605 NOTICE OF CEASING TO BE A SUBSTANTIAL HOLDER

This is annexure A of three pages referred to in Form 605 Notice of ceasing to be A substantial holder dated 10 September 2024.



Rebecca Ong, Company Secretary


Entity Name	Address
1300 Home Loan Holdings Pty Ltd (ACN 152 921 634)	Level 27, Brookfield Place, 10 Carrington Street, Sydney NSW 2000
ACN 167 316 109 Pty Ltd (ACN 167 316 109)	Level 27, Brookfield Place, 10 Carrington Street, Sydney NSW 2000
Apera Hotels Holdings Pty Ltd (ACN 649 715 168)	Level 27, Brookfield Place, 10 Carrington Street, Sydney NSW 2000
Armada Funds Management Pty Ltd (ACN 124 754 847)	Level 27, Brookfield Place, 10 Carrington Street, Sydney NSW 2000
Avena Holdings Pty Ltd (ACN 644 907 791)	Level 27, Brookfield Place, 10 Carrington Street, Sydney NSW 2000
Barley Property Holdings Pty Ltd (ACN 652 328 160)	Level 27, Brookfield Place, 10 Carrington Street, Sydney NSW 2000
Beagle Finance Pty Ltd (ACN 140 290 268)	Level 27, Brookfield Place, 10 Carrington Street, Sydney NSW 2000
Bendigo Hotel Fund TT Pty Ltd (ACN 651 209 899)	Level 27, Brookfield Place, 10 Carrington Street, Sydney NSW 2000
BHBB TT Pty Ltd (ACN 637 771 647)	Level 27, Brookfield Place, 10 Carrington Street, Sydney NSW 2000
Brunswick Hotel TT Pty Ltd (ACN 656 117 252)	Level 27, Brookfield Place, 10 Carrington Street, Sydney NSW 2000
CRE CT Unitholder Pty Ltd (ACN 679 443 102)	Level 27, Brookfield Place, 10 Carrington Street, Sydney NSW 2000
Eastern Credit Management Pty Ltd (ACN 623 243 336)	Level 27, Brookfield Place, 10 Carrington Street, Sydney NSW 2000
Finsure Domain Names Pty. Ltd. (ACN 159 676 034)	Level 27, Brookfield Place, 10 Carrington Street, Sydney NSW 2000
Finsure Finance & Insurance Pty Ltd (ACN 068 153 926)	Level 27, Brookfield Place, 10 Carrington Street, Sydney NSW 2000
Finsure Holding Pty. Ltd. (ACN 165 350 345)	Level 27, Brookfield Place, 10 Carrington Street, Sydney NSW 2000
Global Wealth Aged Care Pty Ltd (ACN 610 989 994)	Level 27, Brookfield Place, 10 Carrington Street, Sydney NSW 2000
Global Wealth Residential Pty Ltd (ACN 607 039 216)	Level 27, Brookfield Place, 10 Carrington Street, Sydney NSW 2000
Grassroots Childcare Developments Holding Pty Ltd (ACN 637 595 914)	Level 27, Brookfield Place, 10 Carrington Street, Sydney NSW 2000
Grassroots Childcare Developments Pty Ltd (ACN 637 596 019)	Level 27, Brookfield Place, 10 Carrington Street, Sydney NSW 2000
MA Asset Management Ltd (ACN 142 008 535)	Level 27, Brookfield Place, 10 Carrington Street, Sydney NSW 2000
MA Bendigo TT I Pty Ltd (ACN 651 045 939)	Level 27, Brookfield Place, 10 Carrington Street, Sydney NSW 2000
MA Bendigo TT II Pty Ltd (ACN 651 046 383)	Level 27, Brookfield Place, 10 Carrington Street, Sydney NSW 2000
MA Corporate Loans 1 Pty Ltd (ACN 673 325 249)	Level 27, Brookfield Place, 10 Carrington Street, Sydney NSW 2000
MA CRE Note Issuer Pty Ltd (ACN 678 779 612)	Level 27, Brookfield Place, 10 Carrington Street, Sydney NSW 2000
MA Credit Investments Pty Ltd (ACN 631 017 037)	Level 27, Brookfield Place, 10 Carrington Street, Sydney NSW 2000

MA Credit Portfolio Investments Pty Ltd (ACN 655 171 869)	Level 27, Brookfield Place, 10 Carrington Street, Sydney NSW 2000
MA Financial Group Limited (ACN 142 008 428)	Level 27, Brookfield Place, 10 Carrington Street, Sydney NSW 2000
MA Foundation Pty Ltd (ACN 622 860 904)	Level 27, Brookfield Place, 10 Carrington Street, Sydney NSW 2000
MA Investment Management Pty Ltd (ACN 621 552 896)	Level 27, Brookfield Place, 10 Carrington Street, Sydney NSW 2000
MA Loan Investments Pty Ltd (ACN 664 131 800)	Level 27, Brookfield Place, 10 Carrington Street, Sydney NSW 2000
MA Moelis Australia Advisory Pty Ltd (ACN 142 008 446)	Level 27, Brookfield Place, 10 Carrington Street, Sydney NSW 2000
MA Moelis Australia Securities Pty Ltd (ACN 122 781 560)	Level 27, Brookfield Place, 10 Carrington Street, Sydney NSW 2000
MA Money Financial Services Pty Ltd (ACN 639 174 315)	Level 27, Brookfield Place, 10 Carrington Street, Sydney NSW 2000
MA Money Risk Retention Funding No. 1 Pty Ltd (ACN 672 185 554)	Level 27, Brookfield Place, 10 Carrington Street, Sydney NSW 2000
MA Money Risk Retention Funding No. 2 Pty Ltd (ACN 672 185 698)	Level 27, Brookfield Place, 10 Carrington Street, Sydney NSW 2000
MA Money Risk Retention Funding No. 3 Pty Ltd (ACN 675 648 638)	Level 27, Brookfield Place, 10 Carrington Street, Sydney NSW 2000
MA Redcape Hotel Fund RE Limited (ACN 610 990 004)	Level 27, Brookfield Place, 10 Carrington Street, Sydney NSW 2000
MA Visa Fund Manager Pty Ltd (ACN 142 008 482)	Level 27, Brookfield Place, 10 Carrington Street, Sydney NSW 2000
MAAM GP Pty Ltd (ACN 164 411 607)	Level 27, Brookfield Place, 10 Carrington Street, Sydney NSW 2000
MAAM Holdings Pty Ltd (ACN 621 215 450)	Level 27, Brookfield Place, 10 Carrington Street, Sydney NSW 2000
MAAM RE Limited (ACN 135 855 186)	Level 27, Brookfield Place, 10 Carrington Street, Sydney NSW 2000
MAAM TT (Figtree) Pty Ltd (ACN 630 343 261)	Level 27, Brookfield Place, 10 Carrington Street, Sydney NSW 2000
MAAM TT (Marion) Advertising Pty Ltd (ACN 637 793 563)	Level 27, Brookfield Place, 10 Carrington Street, Sydney NSW 2000
MAAM TT (Marion) Pty Ltd (ACN 636 257 835)	Level 27, Brookfield Place, 10 Carrington Street, Sydney NSW 2000
MAAM TT Credit Pty Ltd (ACN 623 251 196)	Level 27, Brookfield Place, 10 Carrington Street, Sydney NSW 2000
MAAM TT Pty Ltd (ACN 629 587 560)	Level 27, Brookfield Place, 10 Carrington Street, Sydney NSW 2000
MACDF TT Pty Limited (ACN 169 652 742)	Level 27, Brookfield Place, 10 Carrington Street, Sydney NSW 2000
MADT Corporate Pty Ltd (ACN 645 649 654)	Level 27, Brookfield Place, 10 Carrington Street, Sydney NSW 2000
MAF Credit Pty Ltd (ACN 623 716 503)	Level 27, Brookfield Place, 10 Carrington Street, Sydney NSW 2000
MAF Credit NZ Pty Ltd (ACN: 671 883 373)	Level 27, Brookfield Place, 10 Carrington Street, Sydney NSW 2000
MAFG Finance Pty Ltd (ACN 621 554 845)	Level 27, Brookfield Place, 10 Carrington Street, Sydney NSW 2000
MAFG Holdings Pty Ltd (ACN 678 883 853)	Level 27, Brookfield Place, 10 Carrington Street, Sydney NSW 2000
MAFG Operations Pty Ltd (ACN 138 030 289)	Level 27, Brookfield Place, 10 Carrington Street, Sydney NSW 2000
MAFG Share Plan Pty Ltd (ACN 610 383 590)	Level 27, Brookfield Place, 10 Carrington Street, Sydney NSW 2000
MAGV Nominee Pty Ltd (ACN 680 254 371)	Level 27, Brookfield Place, 10 Carrington Street, Sydney NSW 2000
MAKM Holdings Pty Ltd (ACN 638 953 661)	Level 27, Brookfield Place, 10 Carrington Street, Sydney NSW 2000
Middle Technology Australia Pty Ltd (ACN 649 575 315)	Level 27, Brookfield Place, 10 Carrington Street, Sydney NSW 2000
Middle Technology Holdings Pty Ltd (ACN 652 112 153)	Level 27, Brookfield Place, 10 Carrington Street, Sydney NSW 2000

Mystro Crm Pty Ltd (ACN 154 476 669)	Level 27, Brookfield Place, 10 Carrington Street, Sydney NSW 2000
Redcape Hospitality Pty Ltd (ACN 619 297 228)	Level 27, Brookfield Place, 10 Carrington Street, Sydney NSW 2000
RetPro Management Pty Ltd (ACN 155 736 771)	Level 27, Brookfield Place, 10 Carrington Street, Sydney NSW 2000
RetPro Pty Ltd (ACN 140 217 796)	Level 27, Brookfield Place, 10 Carrington Street, Sydney NSW 2000
Taylor Square TT Pty Ltd (ACN 646 669 543)	Level 27, Brookfield Place, 10 Carrington Street, Sydney NSW 2000
TMASL Finance Pty Ltd (ACN 623 313 057)	Level 27, Brookfield Place, 10 Carrington Street, Sydney NSW 2000
Western Funds Management Pty Ltd (ACN 169 019 765)	Level 27, Brookfield Place, 10 Carrington Street, Sydney NSW 2000
WFM Financial Holdings Pty Ltd (ACN 651 052 372)	Level 27, Brookfield Place, 10 Carrington Street, Sydney NSW 2000
Wikibroker Pty. Ltd (ACN 602 949 093)	Level 27, Brookfield Place, 10 Carrington Street, Sydney NSW 2000

ANNEXURE B TO FORM 605 NOTICE OF CEASING TO BE A SUBSTANTIAL HOLDER

This is annexure B of ten pages referred to in Form 605 Notice of ceasing to be a substantial holder dated 10 September 2024.



Rebecca Ong, Company Secretary

Holder of relevant interest	Date of acquisition	Consideration (9)	Class and number of securities
		Cash	Ordinary
MAAM, MAIM, MAVFM, MAF	27/08/2020	60,314.60	15,464.00
MAAM, MAIM, MAVFM, MAF	9/11/2020	34,999.65	9,485.00
MAAM, MAIM, MAVFM, MAF	9/12/2020	199,999.90	56,338.00
MAAM, MAIM, MAVFM, MAF	30/03/2021	202,558.72	59,200.00
MAAM, MAIM, MAVFM, MAF	11/05/2021	35,990.25	10,019.00
MAAM, MAIM, MAVFM, MAF	12/05/2021	98,567.71	27,056.00
MAAM, MAIM, MAVFM, MAF	21/01/2020	2,319,798.05	673,518.00
MAAM, MAIM, MAVFM, MAF	22/01/2020	251,805.11	68,850.00
MAAM, MAIM, MAVFM, MAF	22/01/2020	364,140.00	100,000.00
MAAM, MAIM, MAVFM, MAF	23/01/2020	193,121.11	53,137.00
MAAM, MAIM, MAVFM, MAF	24/01/2020	183,500.00	50,000.00
MAAM, MAIM, MAVFM, MAF	28/01/2020	184,240.00	50,000.00
MAAM, MAIM, MAVFM, MAF	29/01/2020	251,633.36	68,871.00
MAAM, MAIM, MAVFM, MAF	31/01/2020	83,481.23	22,538.00
MAAM, MAIM, MAVFM, MAF	5/02/2020	184,956.29	50,000.00
MAAM, MAIM, MAVFM, MAF	11/02/2020	192,424.53	50,000.00
MAAM, MAIM, MAVFM, MAF	12/02/2020	177,636.50	47,000.00
MAAM, MAIM, MAVFM, MAF	13/02/2020	95,585.00	25,000.00
MAAM, MAIM, MAVFM, MAF	14/02/2020	87,319.93	22,905.00
MAAM, MAIM, MAVFM, MAF	25/02/2020	470,062.03	122,327.00
MAAM, MAIM, MAVFM, MAF	28/02/2020	3,377.46	933.00
MAAM, MAIM, MAVFM, MAF	2/03/2020	70,417.69	19,841.00
MAAM, MAIM, MAVFM, MAF	10/03/2020	1,442,381.62	415,717.00
MAAM, MAIM, MAVFM, MAF	12/03/2020	1,551.00	470.00
MAAM, MAIM, MAVFM, MAF	13/03/2020	130,800.00	40,000.00
MAAM, MAIM, MAVFM, MAF	17/03/2020	91,530.78	30,000.00
MAAM, MAIM, MAVFM, MAF	18/03/2020	59,477.13	20,000.00
MAAM, MAIM, MAVFM, MAF	19/03/2020	80,515.00	30,000.00
MAAM, MAIM, MAVFM, MAF	20/03/2020	57,376.73	20,000.00

MAAM, MAIM, MAVFM, MAF	23/03/2020	64,100.20	25,000.00
MAAM, MAIM, MAVFM, MAF	24/03/2020	52,620.90	20,429.00
MAAM, MAIM, MAVFM, MAF	6/04/2020	36,852.84	13,068.00
MAAM, MAIM, MAVFM, MAF	8/04/2020	115,689.07	39,000.00
MAAM, MAIM, MAVFM, MAF	17/04/2020	24,038.16	8,121.00
MAAM, MAIM, MAVFM, MAF	20/04/2020	84,565.20	28,680.00
MAAM, MAIM, MAVFM, MAF	30/04/2020	626,650.55	195,866.00
MAAM, MAIM, MAVFM, MAF	17/06/2020	2,953,600.00	923,000.00
MAAM, MAIM, MAVFM, MAF	25/06/2020	660,000.00	200,000.00
MAAM, MAIM, MAVFM, MAF	14/07/2020	30,003.15	9,538.00
MAAM, MAIM, MAVFM, MAF	4/11/2020	30,576.00	8,400.00
MAAM, MAIM, MAVFM, MAF	9/12/2020	710,000.00	200,000.00
MAAM, MAIM, MAVFM, MAF	9/12/2020	2,100,002.50	591,550.00
MAAM, MAIM, MAVFM, MAF	11/12/2020	1,763,866.00	492,700.00
MAAM, MAIM, MAVFM, MAF	15/12/2020	182,220.19	50,000.00
MAAM, MAIM, MAVFM, MAF	23/12/2020	171,940.88	48,298.00
MAAM, MAIM, MAVFM, MAF	24/12/2020	21,459.68	6,028.00
MAAM, MAIM, MAVFM, MAF	29/12/2020	24,920.00	7,000.00
MAAM, MAIM, MAVFM, MAF	30/12/2020	30,729.81	8,694.00
MAAM, MAIM, MAVFM, MAF	31/12/2020	177,000.00	50,000.00
MAAM, MAIM, MAVFM, MAF	7/01/2021	108,769.89	30,813.00
MAAM, MAIM, MAVFM, MAF	3/05/2021	83,382.72	23,654.00
MAAM, MAIM, MAVFM, MAF	4/05/2021	93,234.13	26,347.00
MAAM, MAIM, MAVFM, MAF	11/05/2021	35,993.84	10,020.00
MAAM, MAIM, MAVFM, MAF	12/05/2021	98,567.71	27,056.00
MAAM, MAIM, MAVFM, MAF	14/05/2021	7,243.20	2,012.00
MAAM, MAIM, MAVFM, MAF	27/05/2021	38,441.72	10,708.00
MAAM, MAIM, MAVFM, MAF	8/06/2021	40,762.25	11,077.00
MAAM, MAIM, MAVFM, MAF	9/06/2021	8,991.99	2,448.00
MAAM, MAIM, MAVFM, MAF	15/06/2021	36,943.16	10,069.00
MAAM, MAIM, MAVFM, MAF	16/06/2021	134,607.25	36,588.00
MAAM, MAIM, MAVFM, MAF	22/06/2021	78,523.00	21,414.00
MAAM, MAIM, MAVFM, MAF	23/06/2021	70,087.86	18,994.00
MAAM, MAIM, MAVFM, MAF	24/06/2021	64,420.02	17,458.00
MAAM, MAIM, MAVFM, MAF	25/06/2021	376,197.08	101,150.00
MAAM, MAIM, MAVFM, MAF	28/06/2021	93,500.00	25,000.00
MAAM, MAIM, MAVFM, MAF	29/06/2021	127,516.41	34,371.00
MAAM, MAIM, MAVFM, MAF	30/06/2021	37,496.97	10,107.00
MAAM, MAIM, MAVFM, MAF	2/07/2021	55,204.00	14,885.00
MAAM, MAIM, MAVFM, MAF	5/07/2021	108,906.72	29,276.00
MAAM, MAIM, MAVFM, MAF	6/07/2021	17,707.20	4,760.00

MAAM, MAIM, MAVFM, MAF	22/07/2021	5,490.00	1,500.00
MAAM, MAIM, MAVFM, MAF	27/07/2021	188,181.55	51,534.00
MAAM, MAIM, MAVFM, MAF	29/07/2021	365,130.00	100,000.00
MAAM, MAIM, MAVFM, MAF	30/07/2021	66,503.00	18,220.00
MAAM, MAIM, MAVFM, MAF	3/08/2021	108,697.00	29,780.00
MAAM, MAIM, MAVFM, MAF	11/08/2021	92,500.00	25,000.00
MAAM, MAIM, MAVFM, MAF	13/08/2021	111,456.00	30,000.00
MAAM, MAIM, MAVFM, MAF	30/08/2021	-721,011.75	-200,000.00
MAAM, MAIM, MAVFM, MAF	31/08/2021	-3,966,031.54	-1,098,610.00
MAAM, MAIM, MAVFM, MAF	1/09/2021	-1,276,640.20	-353,616.00
MAAM, MAIM, MAVFM, MAF	2/09/2021	-918,554.29	-254,444.00
MAAM, MAIM, MAVFM, MAF	3/09/2021	-53,485.61	-14,694.00
MAAM, MAIM, MAVFM, MAF	2/06/2020	208,678.71	62,372.00
MAAM, MAIM, MAVFM, MAF	4/06/2020	224,186.49	65,760.00
MAAM, MAIM, MAVFM, MAF	5/06/2020	30,681.68	8,877.00
MAAM, MAIM, MAVFM, MAF	9/06/2020	20,916.00	5,976.00
MAAM, MAIM, MAVFM, MAF	10/06/2020	479,164.55	136,418.00
MAAM, MAIM, MAVFM, MAF	11/06/2020	49,069.59	14,056.00
MAAM, MAIM, MAVFM, MAF	17/06/2020	27,765.97	8,364.00
MAAM, MAIM, MAVFM, MAF	18/06/2020	2,796,400.00	873,875.00
MAAM, MAIM, MAVFM, MAF	25/06/2020	2,633,941.20	798,164.00
MAAM, MAIM, MAVFM, MAF	29/06/2020	154,148.60	45,246.00
MAAM, MAIM, MAVFM, MAF	30/06/2020	115,813.13	33,750.00
MAAM, MAIM, MAVFM, MAF	1/07/2020	286,529.96	82,270.00
MAAM, MAIM, MAVFM, MAF	13/07/2020	231,883.52	65,876.00
MAAM, MAIM, MAVFM, MAF	4/08/2020	425,409.54	125,000.00
MAAM, MAIM, MAVFM, MAF	9/12/2020	639,000.00	180,000.00
MAAM, MAIM, MAVFM, MAF	9/12/2020	1,399,999.30	394,366.00
MAAM, MAIM, MAVFM, MAF	24/12/2020	21,459.68	6,028.00
MAAM, MAIM, MAVFM, MAF	30/12/2020	30,729.81	8,694.00
MAAM, MAIM, MAVFM, MAF	31/12/2020	177,000.00	50,000.00
MAAM, MAIM, MAVFM, MAF	18/08/2021	1,300,003.20	361,112.00
MAAM, MAIM, MAVFM, MAF	9/12/2020	19,425.60	5,472.00
MAAM, MAIM, MAVFM, MAF	9/12/2020	71,000.00	20,000.00
MAAM, MAIM, MAVFM, MAF	29/03/2021	275,600.00	80,000.00
MAAM, MAIM, MAVFM, MAF	3/05/2021	83,379.19	23,653.00
MAAM, MAIM, MAVFM, MAF	4/05/2021	93,234.13	26,347.00
MAAM, MAIM, MAVFM, MAF	11/05/2021	71,984.10	20,039.00
MAAM, MAIM, MAVFM, MAF	12/05/2021	197,139.07	54,113.00
MAAM, MAIM, MAVFM, MAF	21/05/2021	23,507.12	6,458.00
MAAM, MAIM, MAVFM, MAF	24/05/2021	32,161.41	8,891.00

MAAM, MAIM, MAVFM, MAF	27/05/2021	87,120.29	24,190.00
MAAM, MAIM, MAVFM, MAF	28/05/2021	36,056.00	10,000.00
MAAM, MAIM, MAVFM, MAF	8/06/2021	8,991.99	2,448.00
MAAM, MAIM, MAVFM, MAF	9/06/2021	185,960.00	50,000.00
MAAM, MAIM, MAVFM, MAF	15/06/2021	40,762.25	11,077.00
MAAM, MAIM, MAVFM, MAF	16/06/2021	99,001.67	26,998.00
MAAM, MAIM, MAVFM, MAF	25/06/2021	127,516.41	34,371.00
MAAM, MAIM, MAVFM, MAF	29/06/2021	37,493.26	10,106.00
MAAM, MAIM, MAVFM, MAF	30/06/2021	34,780.59	9,477.00
MAAM, MAIM, MAVFM, MAF	2/07/2021	20,479.84	5,523.00
MAAM, MAIM, MAVFM, MAF	18/08/2021	199,998.00	55,555.00
MAAM, MAIM, MAVFM, MAF	23/09/2021	528,287.67	-148,201.00
MAAM, MAIM, MAVFM, MAF	5/10/2021	8,298.24	-2,305.00
MAAM, MAIM, MAVFM, MAF	5/10/2021	-8,298.24	2,305.00
MAAM, MAIM, MAVFM, MAF	5/10/2021	98,784.56	-27,056.00
MAAM, MAIM, MAVFM, MAF	5/10/2021	-98,784.56	27,056.00
MAAM, MAIM, MAVFM, MAF	12/10/2021	101,388.74	-29,361.00
MAAM, MAIM, MAVFM, MAF	23/06/2022	-158,602.20	55,546.00
MAAM, MAIM, MAVFM, MAF	7/07/2022	-46,640.34	15,675.00
MAAM, MAIM, MAVFM, MAF	14/07/2022	-150,412.50	50,000.00
MAAM, MAIM, MAVFM, MAF	31/03/2023	-18,671.21	7,000.00
MAAM, MAIM, MAVFM, MAF	3/04/2023	-718,810.24	268,479.00
MAAM, MAIM, MAVFM, MAF	8/02/2024	437,918.88	-154,622.00
MAAM, MAIM, MAVFM, MAF	12/02/2024	207,911.87	-74,459.00
MAAM, MAIM, MAVFM, MAF	21/02/2024	464,699.37	-167,619.00
MAAM, MAIM, MAVFM, MAF	6/09/2021	87,377.30	-24,005.00
MAAM, MAIM, MAVFM, MAF	7/09/2021	3,639.97	-1,000.00
MAAM, MAIM, MAVFM, MAF	8/09/2021	1,044,645.94	-289,372.00
MAAM, MAIM, MAVFM, MAF	16/09/2021	-5,567.83	1,551.00
MAAM, MAIM, MAVFM, MAF	17/09/2021	-104,496.51	29,074.00
MAAM, MAIM, MAVFM, MAF	20/09/2021	-713,576.96	200,000.00
MAAM, MAIM, MAVFM, MAF	21/09/2021	-285,578.32	80,933.00
MAAM, MAIM, MAVFM, MAF	23/09/2021	-8,913.38	2,511.00
MAAM, MAIM, MAVFM, MAF	24/09/2021	-294,546.25	82,984.00
MAAM, MAIM, MAVFM, MAF	27/09/2021	-108,046.84	30,438.00
MAAM, MAIM, MAVFM, MAF	28/09/2021	-388,904.56	110,000.00
MAAM, MAIM, MAVFM, MAF	29/09/2021	-58,810.85	17,099.00
MAAM, MAIM, MAVFM, MAF	5/10/2021	83,566.16	-23,654.00
MAAM, MAIM, MAVFM, MAF	5/10/2021	-83,566.16	23,654.00
MAAM, MAIM, MAVFM, MAF	5/10/2021	93,439.25	-26,347.00
MAAM, MAIM, MAVFM, MAF	5/10/2021	-93,439.25	26,347.00

MAAM, MAIM, MAVFM, MAF	5/10/2021	36,073.03	-10,020.00
MAAM, MAIM, MAVFM, MAF	5/10/2021	-36,073.03	10,020.00
MAAM, MAIM, MAVFM, MAF	5/10/2021	98,784.56	-27,056.00
MAAM, MAIM, MAVFM, MAF	5/10/2021	-98,784.56	27,056.00
MAAM, MAIM, MAVFM, MAF	5/10/2021	7,259.14	-2,012.00
MAAM, MAIM, MAVFM, MAF	5/10/2021	-7,259.14	2,012.00
MAAM, MAIM, MAVFM, MAF	5/10/2021	242,146.06	-75,530.00
MAAM, MAIM, MAVFM, MAF	5/10/2021	-242,146.06	75,530.00
MAAM, MAIM, MAVFM, MAF	5/10/2021	2,953,600.00	-923,000.00
MAAM, MAIM, MAVFM, MAF	5/10/2021	-2,953,600.00	923,000.00
MAAM, MAIM, MAVFM, MAF	5/10/2021	661,353.00	-200,000.00
MAAM, MAIM, MAVFM, MAF	5/10/2021	-661,353.00	200,000.00
MAAM, MAIM, MAVFM, MAF	5/10/2021	30,002.73	-9,538.00
MAAM, MAIM, MAVFM, MAF	5/10/2021	-30,002.73	9,538.00
MAAM, MAIM, MAVFM, MAF	5/10/2021	30,638.68	-8,400.00
MAAM, MAIM, MAVFM, MAF	5/10/2021	-30,638.68	8,400.00
MAAM, MAIM, MAVFM, MAF	5/10/2021	711,455.50	-200,000.00
MAAM, MAIM, MAVFM, MAF	5/10/2021	-711,455.50	200,000.00
MAAM, MAIM, MAVFM, MAF	5/10/2021	2,100,002.50	-591,550.00
MAAM, MAIM, MAVFM, MAF	5/10/2021	-2,100,002.50	591,550.00
MAAM, MAIM, MAVFM, MAF	5/10/2021	1,767,481.93	-492,700.00
MAAM, MAIM, MAVFM, MAF	5/10/2021	-1,767,481.93	492,700.00
MAAM, MAIM, MAVFM, MAF	5/10/2021	182,593.55	-50,000.00
MAAM, MAIM, MAVFM, MAF	5/10/2021	-182,593.55	50,000.00
MAAM, MAIM, MAVFM, MAF	5/10/2021	172,293.36	-48,298.00
MAAM, MAIM, MAVFM, MAF	5/10/2021	-172,293.36	48,298.00
MAAM, MAIM, MAVFM, MAF	5/10/2021	21,503.67	-6,028.00
MAAM, MAIM, MAVFM, MAF	5/10/2021	-21,503.67	6,028.00
MAAM, MAIM, MAVFM, MAF	5/10/2021	24,971.09	-7,000.00
MAAM, MAIM, MAVFM, MAF	5/10/2021	-24,971.09	7,000.00
MAAM, MAIM, MAVFM, MAF	5/10/2021	30,792.81	-8,694.00
MAAM, MAIM, MAVFM, MAF	5/10/2021	-30,792.81	8,694.00
MAAM, MAIM, MAVFM, MAF	5/10/2021	177,362.85	-50,000.00
MAAM, MAIM, MAVFM, MAF	5/10/2021	-177,362.85	50,000.00
MAAM, MAIM, MAVFM, MAF	5/10/2021	108,992.87	-30,813.00
MAAM, MAIM, MAVFM, MAF	5/10/2021	-108,992.87	30,813.00
MAAM, MAIM, MAVFM, MAF	5/10/2021	38,526.29	-10,708.00
MAAM, MAIM, MAVFM, MAF	5/10/2021	-38,526.29	10,708.00
MAAM, MAIM, MAVFM, MAF	5/10/2021	40,851.92	-11,077.00
MAAM, MAIM, MAVFM, MAF	5/10/2021	-40,851.92	11,077.00
MAAM, MAIM, MAVFM, MAF	5/10/2021	9,011.77	-2,448.00

MAAM, MAIM, MAVFM, MAF	5/10/2021	-9,011.77	2,448.00
MAAM, MAIM, MAVFM, MAF	5/10/2021	37,024.44	-10,069.00
MAAM, MAIM, MAVFM, MAF	5/10/2021	-37,024.44	10,069.00
MAAM, MAIM, MAVFM, MAF	5/10/2021	134,903.38	-36,588.00
MAAM, MAIM, MAVFM, MAF	5/10/2021	-134,903.38	36,588.00
MAAM, MAIM, MAVFM, MAF	5/10/2021	78,695.75	-21,414.00
MAAM, MAIM, MAVFM, MAF	5/10/2021	-78,695.75	21,414.00
MAAM, MAIM, MAVFM, MAF	5/10/2021	70,242.06	-18,994.00
MAAM, MAIM, MAVFM, MAF	5/10/2021	-70,242.06	18,994.00
MAAM, MAIM, MAVFM, MAF	5/10/2021	64,561.74	-17,458.00
MAAM, MAIM, MAVFM, MAF	5/10/2021	-64,561.74	17,458.00
MAAM, MAIM, MAVFM, MAF	5/10/2021	377,024.71	-101,150.00
MAAM, MAIM, MAVFM, MAF	5/10/2021	-377,024.71	101,150.00
MAAM, MAIM, MAVFM, MAF	5/10/2021	93,705.70	-25,000.00
MAAM, MAIM, MAVFM, MAF	5/10/2021	-93,705.70	25,000.00
MAAM, MAIM, MAVFM, MAF	5/10/2021	127,796.94	-34,371.00
MAAM, MAIM, MAVFM, MAF	5/10/2021	-127,796.94	34,371.00
MAAM, MAIM, MAVFM, MAF	5/10/2021	37,579.46	-10,107.00
MAAM, MAIM, MAVFM, MAF	5/10/2021	-37,579.46	10,107.00
MAAM, MAIM, MAVFM, MAF	5/10/2021	55,325.45	-14,885.00
MAAM, MAIM, MAVFM, MAF	5/10/2021	-55,325.45	14,885.00
MAAM, MAIM, MAVFM, MAF	5/10/2021	109,146.31	-29,276.00
MAAM, MAIM, MAVFM, MAF	5/10/2021	-109,146.31	29,276.00
MAAM, MAIM, MAVFM, MAF	5/10/2021	17,746.15	-4,760.00
MAAM, MAIM, MAVFM, MAF	5/10/2021	-17,746.15	4,760.00
MAAM, MAIM, MAVFM, MAF	5/10/2021	5,505.10	-1,500.00
MAAM, MAIM, MAVFM, MAF	5/10/2021	-5,505.10	1,500.00
MAAM, MAIM, MAVFM, MAF	5/10/2021	188,699.05	-51,534.00
MAAM, MAIM, MAVFM, MAF	5/10/2021	-188,699.05	51,534.00
MAAM, MAIM, MAVFM, MAF	5/10/2021	366,134.11	-100,000.00
MAAM, MAIM, MAVFM, MAF	5/10/2021	-366,134.11	100,000.00
MAAM, MAIM, MAVFM, MAF	5/10/2021	66,685.89	-18,220.00
MAAM, MAIM, MAVFM, MAF	5/10/2021	-66,685.89	18,220.00
MAAM, MAIM, MAVFM, MAF	5/10/2021	108,995.91	-29,780.00
MAAM, MAIM, MAVFM, MAF	5/10/2021	-108,995.91	29,780.00
MAAM, MAIM, MAVFM, MAF	5/10/2021	92,754.38	-25,000.00
MAAM, MAIM, MAVFM, MAF	5/10/2021	-92,754.38	25,000.00
MAAM, MAIM, MAVFM, MAF	5/10/2021	111,762.50	-30,000.00
MAAM, MAIM, MAVFM, MAF	5/10/2021	-111,762.50	30,000.00
MAAM, MAIM, MAVFM, MAF	5/10/2021	5,567.83	-1,551.00
MAAM, MAIM, MAVFM, MAF	5/10/2021	-5,567.83	1,551.00

MAAM, MAIM, MAVFM, MAF	5/10/2021	104,496.51	-29,074.00
MAAM, MAIM, MAVFM, MAF	5/10/2021	-104,496.51	29,074.00
MAAM, MAIM, MAVFM, MAF	5/10/2021	713,576.96	-200,000.00
MAAM, MAIM, MAVFM, MAF	5/10/2021	-713,576.96	200,000.00
MAAM, MAIM, MAVFM, MAF	5/10/2021	285,578.32	-80,933.00
MAAM, MAIM, MAVFM, MAF	5/10/2021	-285,578.32	80,933.00
MAAM, MAIM, MAVFM, MAF	5/10/2021	8,913.38	-2,511.00
MAAM, MAIM, MAVFM, MAF	5/10/2021	-8,913.38	2,511.00
MAAM, MAIM, MAVFM, MAF	5/10/2021	294,546.25	-82,984.00
MAAM, MAIM, MAVFM, MAF	5/10/2021	-294,546.25	82,984.00
MAAM, MAIM, MAVFM, MAF	5/10/2021	108,046.84	-30,438.00
MAAM, MAIM, MAVFM, MAF	5/10/2021	-108,046.84	30,438.00
MAAM, MAIM, MAVFM, MAF	5/10/2021	388,904.56	-110,000.00
MAAM, MAIM, MAVFM, MAF	5/10/2021	-388,904.56	110,000.00
MAAM, MAIM, MAVFM, MAF	5/10/2021	58,810.85	-17,099.00
MAAM, MAIM, MAVFM, MAF	5/10/2021	-58,810.85	17,099.00
MAAM, MAIM, MAVFM, MAF	18/10/2021	-88,199.38	25,000.00
MAAM, MAIM, MAVFM, MAF	16/11/2021	-228,240.19	68,367.00
MAAM, MAIM, MAVFM, MAF	26/11/2021	252,643.81	-72,383.00
MAAM, MAIM, MAVFM, MAF	30/12/2021	61,254.65	-17,064.00
MAAM, MAIM, MAVFM, MAF	31/12/2021	11,936.15	-3,334.00
MAAM, MAIM, MAVFM, MAF	4/01/2022	20,915.11	-5,842.00
MAAM, MAIM, MAVFM, MAF	5/01/2022	10,504.10	-2,934.00
MAAM, MAIM, MAVFM, MAF	28/04/2022	108,163.52	-31,257.00
MAAM, MAIM, MAVFM, MAF	21/06/2022	-151,456.36	55,000.00
MAAM, MAIM, MAVFM, MAF	8/07/2022	-119,439.56	40,000.00
MAAM, MAIM, MAVFM, MAF	11/07/2022	-90,533.28	30,000.00
MAAM, MAIM, MAVFM, MAF	25/07/2022	-76,161.37	25,000.00
MAAM, MAIM, MAVFM, MAF	8/08/2022	-30,082.50	10,000.00
MAAM, MAIM, MAVFM, MAF	11/11/2022	-65,364.68	22,099.00
MAAM, MAIM, MAVFM, MAF	14/12/2022	-48,192.92	16,704.00
MAAM, MAIM, MAVFM, MAF	16/01/2023	-11,270.91	4,000.00
MAAM, MAIM, MAVFM, MAF	25/07/2024	111,252.47	-40,442.00
MAAM, MAIM, MAVFM, MAF	23/08/2021	1,300,003.20	-361,112.00
MAAM, MAIM, MAVFM, MAF	23/08/2021	-1,300,003.20	361,112.00
MAAM, MAIM, MAVFM, MAF	5/10/2021	1,300,003.20	-361,112.00
MAAM, MAIM, MAVFM, MAF	5/10/2021	-1,300,003.20	361,112.00
MAAM, MAIM, MAVFM, MAF	5/10/2021	209,106.50	-62,372.00
MAAM, MAIM, MAVFM, MAF	5/10/2021	-209,106.50	62,372.00
MAAM, MAIM, MAVFM, MAF	5/10/2021	224,646.07	-65,760.00
MAAM, MAIM, MAVFM, MAF	5/10/2021	-224,646.07	65,760.00

MAAM, MAIM, MAVFM, MAF	5/10/2021	30,744.58	-8,877.00
MAAM, MAIM, MAVFM, MAF	5/10/2021	-30,744.58	8,877.00
MAAM, MAIM, MAVFM, MAF	5/10/2021	20,958.88	-5,976.00
MAAM, MAIM, MAVFM, MAF	5/10/2021	-20,958.88	5,976.00
MAAM, MAIM, MAVFM, MAF	5/10/2021	480,146.84	-136,418.00
MAAM, MAIM, MAVFM, MAF	5/10/2021	-480,146.84	136,418.00
MAAM, MAIM, MAVFM, MAF	5/10/2021	49,170.18	-14,056.00
MAAM, MAIM, MAVFM, MAF	5/10/2021	-49,170.18	14,056.00
MAAM, MAIM, MAVFM, MAF	5/10/2021	27,822.89	-8,364.00
MAAM, MAIM, MAVFM, MAF	5/10/2021	-27,822.89	8,364.00
MAAM, MAIM, MAVFM, MAF	5/10/2021	2,796,400.00	-873,875.00
MAAM, MAIM, MAVFM, MAF	5/10/2021	-2,796,400.00	873,875.00
MAAM, MAIM, MAVFM, MAF	5/10/2021	2,639,340.78	-798,164.00
MAAM, MAIM, MAVFM, MAF	5/10/2021	-2,639,340.78	798,164.00
MAAM, MAIM, MAVFM, MAF	5/10/2021	154,464.60	-45,246.00
MAAM, MAIM, MAVFM, MAF	5/10/2021	-154,464.60	45,246.00
MAAM, MAIM, MAVFM, MAF	5/10/2021	116,050.55	-33,750.00
MAAM, MAIM, MAVFM, MAF	5/10/2021	-116,050.55	33,750.00
MAAM, MAIM, MAVFM, MAF	5/10/2021	287,117.35	-82,270.00
MAAM, MAIM, MAVFM, MAF	5/10/2021	-287,117.35	82,270.00
MAAM, MAIM, MAVFM, MAF	5/10/2021	232,358.88	-65,876.00
MAAM, MAIM, MAVFM, MAF	5/10/2021	-232,358.88	65,876.00
MAAM, MAIM, MAVFM, MAF	5/10/2021	426,281.63	-125,000.00
MAAM, MAIM, MAVFM, MAF	5/10/2021	-426,281.63	125,000.00
MAAM, MAIM, MAVFM, MAF	5/10/2021	640,309.95	-180,000.00
MAAM, MAIM, MAVFM, MAF	5/10/2021	-640,309.95	180,000.00
MAAM, MAIM, MAVFM, MAF	5/10/2021	1,399,999.30	-394,366.00
MAAM, MAIM, MAVFM, MAF	5/10/2021	-1,399,999.30	394,366.00
MAAM, MAIM, MAVFM, MAF	5/10/2021	21,503.67	-6,028.00
MAAM, MAIM, MAVFM, MAF	5/10/2021	-21,503.67	6,028.00
MAAM, MAIM, MAVFM, MAF	5/10/2021	30,792.81	-8,694.00
MAAM, MAIM, MAVFM, MAF	5/10/2021	-30,792.81	8,694.00
MAAM, MAIM, MAVFM, MAF	5/10/2021	177,362.85	-50,000.00
MAAM, MAIM, MAVFM, MAF	5/10/2021	-177,362.85	50,000.00
MAAM, MAIM, MAVFM, MAF	26/11/2021	126,323.65	-36,192.00
MAAM, MAIM, MAVFM, MAF	16/12/2021	-181,152.66	50,000.00
MAAM, MAIM, MAVFM, MAF	15/01/2024	130,777.60	-50,312.00
MAAM, MAIM, MAVFM, MAF	16/01/2024	131,801.46	-51,096.00
MAAM, MAIM, MAVFM, MAF	17/01/2024	877,637.17	-339,738.00
MAAM, MAIM, MAVFM, MAF	17/01/2024	258,307.69	-100,000.00
MAAM, MAIM, MAVFM, MAF	5/02/2024	-283,715.12	-107,030.00

MAAM, MAIM, MAVFM, MAF	10/04/2024	-135,965.06	-50,000.00
MAAM, MAIM, MAVFM, MAF	9/05/2024	-1,471,079.71	-517,265.00
MAAM, MAIM, MAVFM, MAF	9/06/2024	-3,968,375.91	-1,381,708.00
MAAM, MAIM, MAVFM, MAF	21/09/2021	-38,363.64	10,839.00
MAAM, MAIM, MAVFM, MAF	5/10/2021	56,495.05	-14,825.00
MAAM, MAIM, MAVFM, MAF	5/10/2021	-56,495.05	14,825.00
MAAM, MAIM, MAVFM, MAF	5/10/2021	190,768.93	-50,175.00
MAAM, MAIM, MAVFM, MAF	5/10/2021	-190,768.93	50,175.00
MAAM, MAIM, MAVFM, MAF	5/10/2021	250,175.60	-70,472.00
MAAM, MAIM, MAVFM, MAF	5/10/2021	-250,175.60	70,472.00
MAAM, MAIM, MAVFM, MAF	5/10/2021	71,145.55	-20,000.00
MAAM, MAIM, MAVFM, MAF	5/10/2021	-71,145.55	20,000.00
MAAM, MAIM, MAVFM, MAF	5/10/2021	72,131.66	-20,039.00
MAAM, MAIM, MAVFM, MAF	5/10/2021	-72,131.66	20,039.00
MAAM, MAIM, MAVFM, MAF	5/10/2021	197,543.21	-54,113.00
MAAM, MAIM, MAVFM, MAF	5/10/2021	-197,543.21	54,113.00
MAAM, MAIM, MAVFM, MAF	5/10/2021	23,555.31	-6,458.00
MAAM, MAIM, MAVFM, MAF	5/10/2021	-23,555.31	6,458.00
MAAM, MAIM, MAVFM, MAF	5/10/2021	32,227.35	-8,891.00
MAAM, MAIM, MAVFM, MAF	5/10/2021	-32,227.35	8,891.00
MAAM, MAIM, MAVFM, MAF	5/10/2021	87,298.88	-24,190.00
MAAM, MAIM, MAVFM, MAF	5/10/2021	-87,298.88	24,190.00
MAAM, MAIM, MAVFM, MAF	5/10/2021	36,129.91	-10,000.00
MAAM, MAIM, MAVFM, MAF	5/10/2021	-36,129.91	10,000.00
MAAM, MAIM, MAVFM, MAF	5/10/2021	9,010.42	-2,448.00
MAAM, MAIM, MAVFM, MAF	5/10/2021	-9,010.42	2,448.00
MAAM, MAIM, MAVFM, MAF	5/10/2021	185,960.00	-50,000.00
MAAM, MAIM, MAVFM, MAF	5/10/2021	-185,960.00	50,000.00
MAAM, MAIM, MAVFM, MAF	5/10/2021	40,845.81	-11,077.00
MAAM, MAIM, MAVFM, MAF	5/10/2021	-40,845.81	11,077.00
MAAM, MAIM, MAVFM, MAF	5/10/2021	99,204.62	-26,998.00
MAAM, MAIM, MAVFM, MAF	5/10/2021	-99,204.62	26,998.00
MAAM, MAIM, MAVFM, MAF	5/10/2021	127,777.82	-34,371.00
MAAM, MAIM, MAVFM, MAF	5/10/2021	-127,777.82	34,371.00
MAAM, MAIM, MAVFM, MAF	5/10/2021	37,570.12	-10,106.00
MAAM, MAIM, MAVFM, MAF	5/10/2021	-37,570.12	10,106.00
MAAM, MAIM, MAVFM, MAF	5/10/2021	34,851.89	-9,477.00
MAAM, MAIM, MAVFM, MAF	5/10/2021	-34,851.89	9,477.00
MAAM, MAIM, MAVFM, MAF	5/10/2021	20,480.94	-5,523.00
MAAM, MAIM, MAVFM, MAF	5/10/2021	-20,480.94	5,523.00
MAAM, MAIM, MAVFM, MAF	5/10/2021	199,998.00	-55,555.00

MAAM, MAIM, MAVFM, MAF	5/10/2021	-199,998.00	55,555.00
MAAM, MAIM, MAVFM, MAF	5/10/2021	38,363.64	-10,839.00
MAAM, MAIM, MAVFM, MAF	5/10/2021	-38,363.64	10,839.00
MAAM, MAIM, MAVFM, MAF	7/10/2021	-23,011.31	6,710.00
MAAM, MAIM, MAVFM, MAF	1/11/2021	-129,931.13	38,321.00
MAAM, MAIM, MAVFM, MAF	3/11/2021	-167,960.63	50,000.00
MAAM, MAIM, MAVFM, MAF	5/11/2021	-167,960.63	50,000.00
MAAM, MAIM, MAVFM, MAF	26/11/2021	126,320.16	-36,191.00
MAAM, MAIM, MAVFM, MAF	16/12/2021	-181,152.66	50,000.00
MAAM, MAIM, MAVFM, MAF	6/06/2022	-136,906.05	44,770.00
MAAM, MAIM, MAVFM, MAF	01/31/2023	169,343.05	59,021.00
MAAM, MAIM, MAVFM, MAF	26/01/2024	56,465.56	-21,529.00
MAAM, MAIM, MAVFM, MAF	29/01/2024	205,521.65	-78,471.00
MAAM, MAIM, MAVFM, MAF	6/02/2024	267,263.00	-100,000.00
MAAM, MAIM, MAVFM, MAF	29/06/2022	-89,460.24	31,000.00
MAAM, MAIM, MAVFM, MAF	30/06/2022	-21,658.65	7,500.00
MAAM, MAIM, MAVFM, MAF	12/07/2022	-8,904.42	3,000.00
MAAM, MAIM, MAVFM, MAF	18/07/2022	-51,140.25	17,000.00
MAAM, MAIM, MAVFM, MAF	28/07/2022	-30,728.27	10,000.00
MAAM, MAIM, MAVFM, MAF	15/12/2022	-125,339.02	43,236.00
MAAM, MAIM, MAVFM, MAF	22/12/2022	-59,749.87	20,000.00
MAAM, MAIM, MAVFM, MAF	23/12/2022	-14,890.84	5,000.00
MAAM, MAIM, MAVFM, MAF	22/03/2023	-32,368.77	12,000.00
MAAM, MAIM, MAVFM, MAF	22/03/2023	-26,945.90	10,000.00
MAAM, MAIM, MAVFM, MAF	11/04/2023	-26,673.15	10,000.00