



Q1 FY 25 Update

Presented by

Anthony Wamsteker – CEO

David Coulter – CFO

**At Praemium we acknowledge the
Traditional Custodians of Country.**

**We pay our respect to their Elders past,
present, and emerging**

Disclaimer

The material contained in this document is a presentation of general information about the Praemium Group's activities current as at the date of this presentation (22 October 2024) and is supplementary to the Group's previous ASX filings as applicable.

It is provided in summary and does not purport to be complete. You should not rely upon it as advice for investment purposes as it does not take into account your investment objectives, financial position or needs. These factors should be considered, with or without professional advice when deciding if an investment is appropriate.

This presentation may contain forward-looking statements including statements regarding our intent, belief or current expectations with respect to Praemium's businesses and operations, market conditions, results of operation and financial condition, capital adequacy, specific provisions and risk management practices. Readers are cautioned not to place undue reliance on these forward-looking statements.

Praemium does not undertake any obligation to publicly release the result of any revisions to these forward-looking statements to reflect events or circumstances after the date hereof to reflect the occurrence of unanticipated events. While due care has been used in the preparation of forecast information, actual results may vary in a materially positive or negative manner. Forecasts and hypothetical examples are subject to uncertainty and contingencies outside Praemium's control. Past performance is not a reliable indication of future performance.

To the extent permitted by law, no responsibility for any loss arising in any way (including by way of negligence) from anyone acting or refraining from acting as a result of this material is accepted by the Praemium Group or any of its related bodies corporate.

Presenters



Anthony Wamsteker
CEO



David Coulter
CFO

- ▶ Strategy progress update
- ▶ Spectrum
- ▶ FUA and Flows
 - ▶ Platforms
 - ▶ Non-custodial
- ▶ Detailed tables
- ▶ Questions

Strategy progress update

Spectrum and Scope+

- » Spectrum launched and first clients onboarded
- » Scope+ portfolio and FUA growth outstripping the market

Operational transformation

- » #1 platform for Security, Data and Integration and Decision Tools
- » SMA and Super pricing changes in place from April 2024

Service enhancements

- » All service teams brought together under Customer Experience for enhanced processes and client support.
- » Annual customer experience survey underway

Superannuation advances

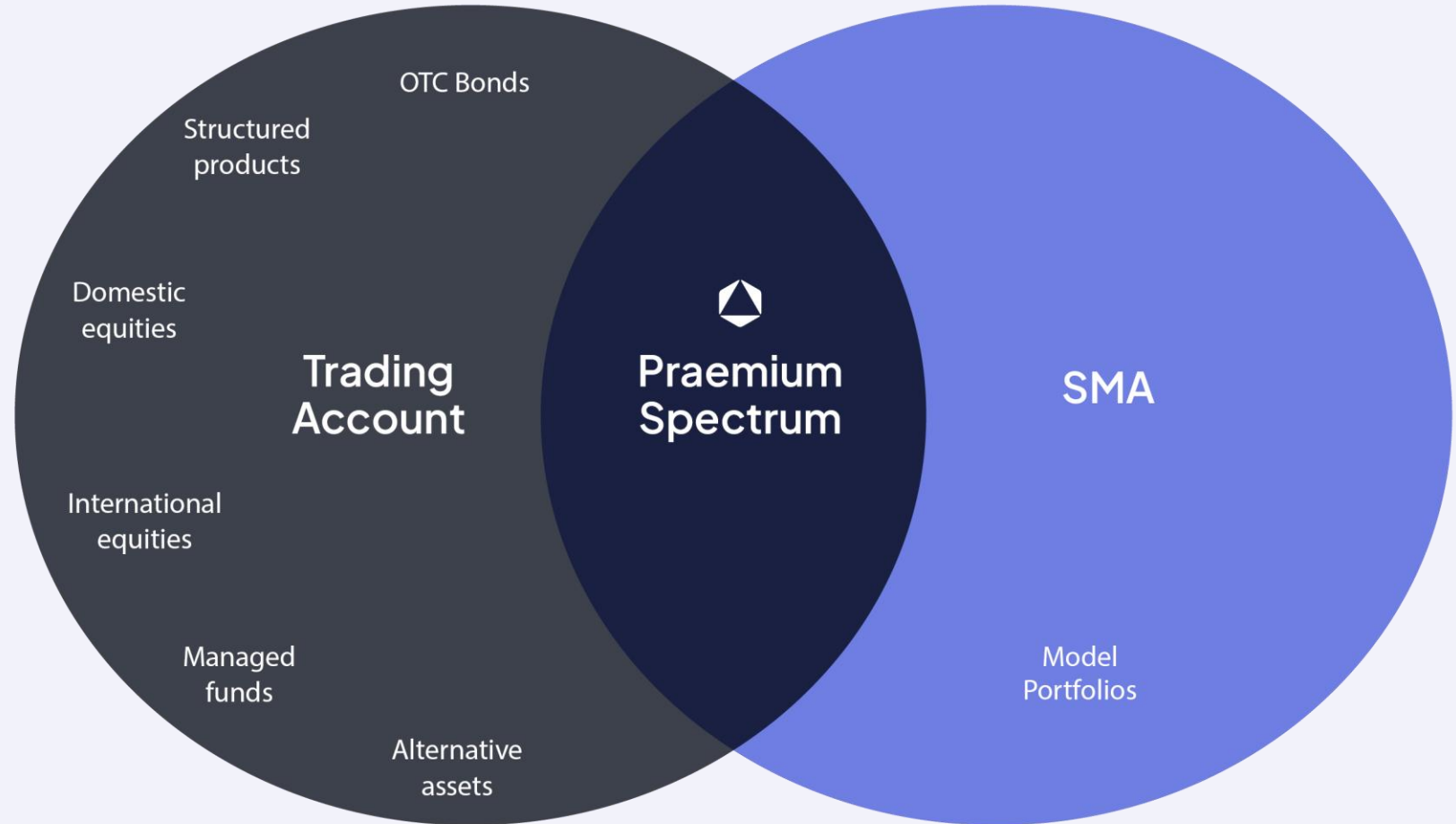
- » Enhanced service with upskilling and improved reporting and analytics
- » New functionality for money in and money out phases.

Acquisition opportunities

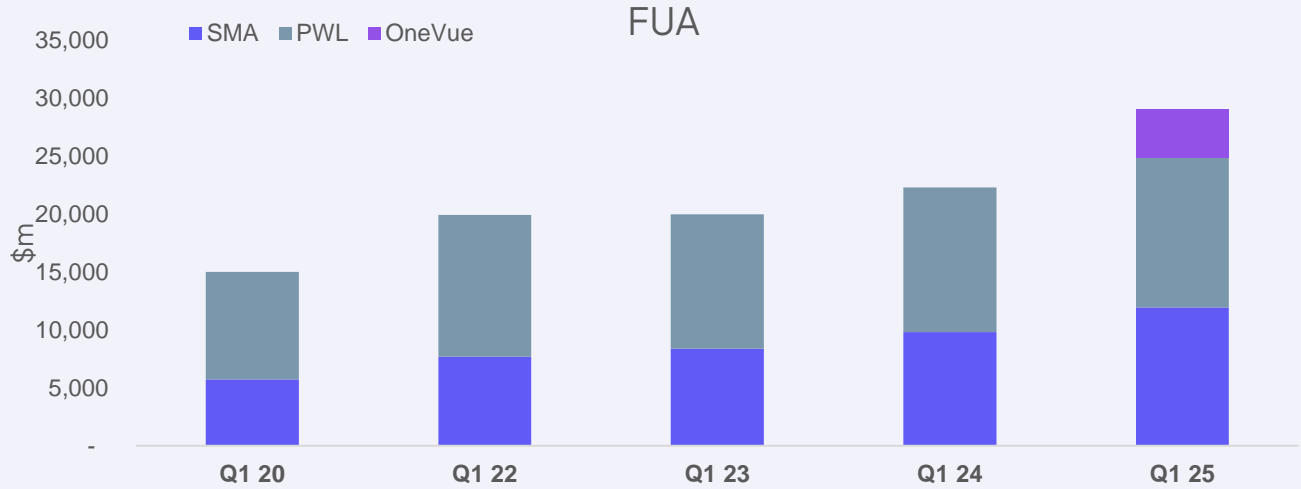
- » OneVue integration tracking to plan

The ultimate HNW solution

We support whatever investment strategy you want to create & provide the trading & execution, administration and reporting to implement it.



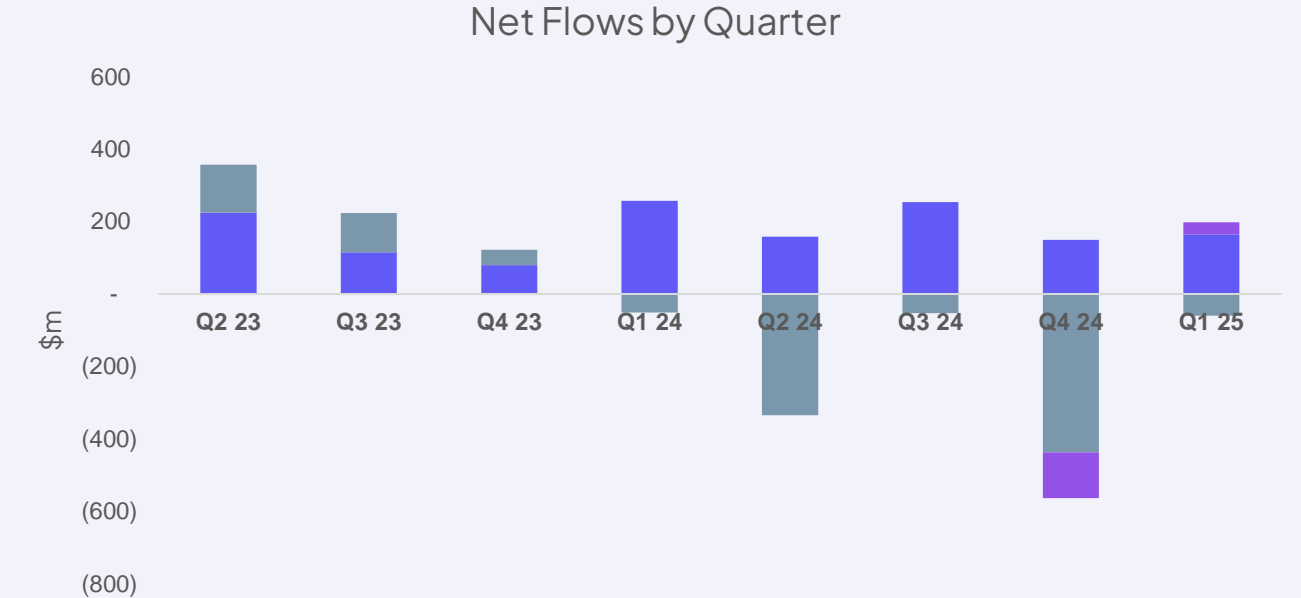
FUA & net flows – platforms



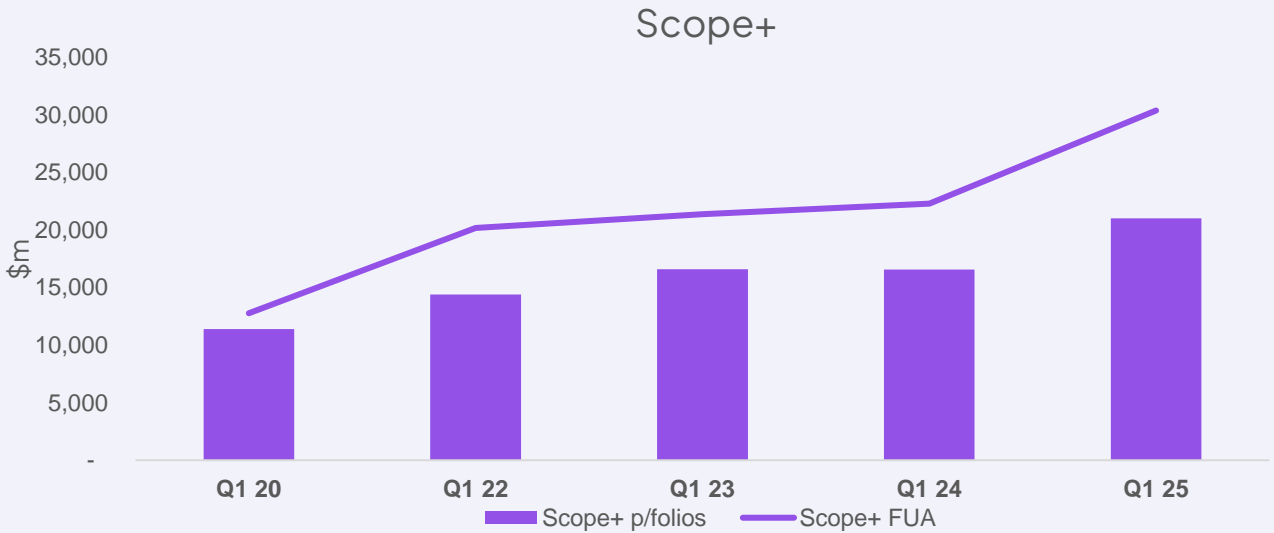
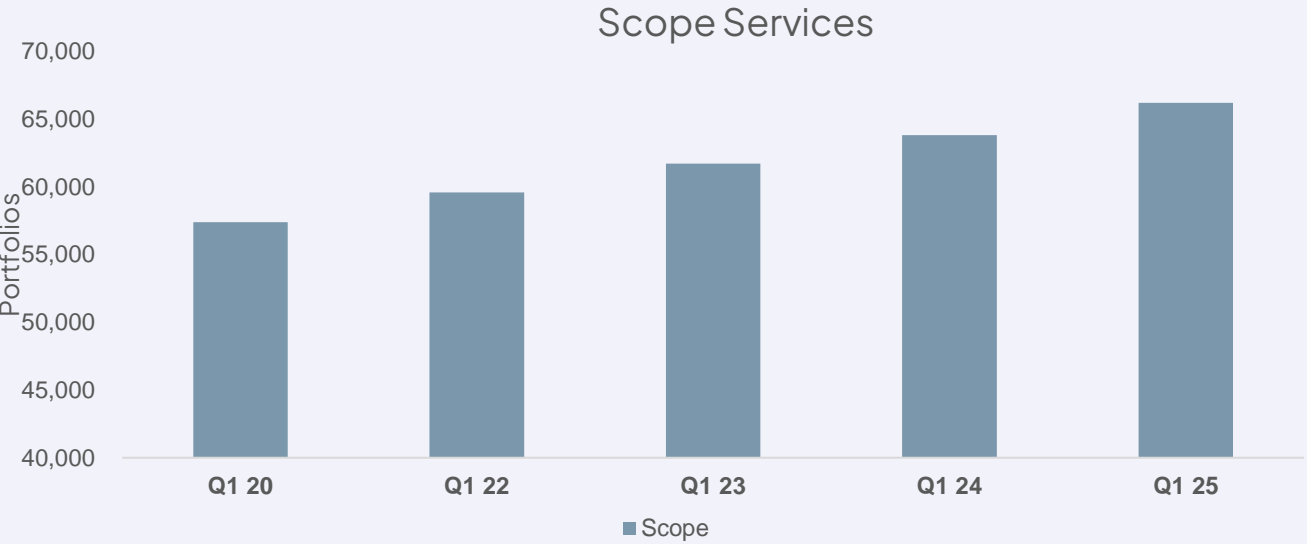
Comparison to June 2024

- ▶ FUA \$29.0b – up 3%
 - ▶ SMA \$11.9b – up 5%
 - ▶ Powerwrap \$12.9b – up 2%
 - ▶ OneVue \$4.2b – up 4%

- ▶ Net inflows \$139m – up \$553m
 - ▶ SMA \$165m – up \$16m, consistent strong performance
 - ▶ Powerwrap \$60m net outflow – up \$377m, new client and strong inflow from incumbents offsets departed advisers
 - ▶ OneVue \$34m – up \$160m stable client groups plus market growth



FUA & portfolios – non-custodial



Comparison to June 2024

- ▶ Scope+ FUA \$30.4 b - up 4%
- ▶ Portfolios
 - ▶ Scope 66,217, increased by 989
 - ▶ Scope+ 9,605, increased by 46
- ▶ 5 new client groups added in the quarter

Service name changes:
 VMA = Scope
 VMAAS = Scope+

Detailed Tables



Quarterly Platform flows (\$m)	Sep 23	Dec 23	Mar 24	Jun 24	Sep 24
Praemium SMA	640	593	638	718	645
Powerwrap	641	520	543	547	716
OneVue				131	227
Gross inflows	1,241	1,113	1,181	1,396	1,588
Praemium SMA	(383)	(434)	(384)	(569)	(380)
Powerwrap	(692)	(854)	(596)	(984)	(776)
OneVue				(257)	(193)
Gross outflows	(1,075)	(1,289)	(980)	(1,810)	(1,349)
Praemium SMA	257	159	254	149	165
Powerwrap	(51)	(334)	(53)	(437)	(60)
OneVue				(126)	34
Net inflows	206	(175)	201	(414)	139

FUA (\$m)	Sep 23	Dec 23	Mar 24	Jun 24	Sep 24
Praemium SMA	9,807	10,403	11,218	11,328	11,928
<i>Net Flow % of opening FUA</i>	<i>2.7%</i>	<i>1.6%</i>	<i>2.4%</i>	<i>1.3%</i>	<i>1.5%</i>
Powerwrap	12,476	12,524	13,034	12,685	12,910
<i>Net Flow % of opening FUA</i>	<i>-0.4%</i>	<i>-2.7%</i>	<i>-0.4%</i>	<i>-3.4%</i>	<i>-0.5%</i>
OneVue				4,046	4,197
<i>Net Flow % of opening FUA</i>				<i>-3.1%</i>	<i>0.8%</i>
Australia Platform FUA	22,284	22,928	24,253	28,059	29,035
Scope+	22,305	25,340	29,016	29,307	30,386
TOTAL FUA	44,589	48,268	53,269	57,366	59,421

Platform FUA Movement (\$m)	Sep 23	Dec 23	Mar 24	Jun 24	Sep 24
Opening Platform FUA	22,201	22,284	22,928	24,253	28,059
Praemium SMA	257	159	254	149	165
Powerwrap	(51)	(334)	(53)	(437)	(60)
OneVue				(126)	34
Net inflows	206	(175)	201	(414)	139
OneVue acquisition				4,078	-
Market revaluation / other	(123)	819	1,124	142	837
Closing Platform FUA	22,284	22,928	24,253	28,059	29,035

Portfolios	Sep 23	Dec 23	Mar 24	Jun 24	Sep 24
Scope	63,830	64,384	64,149	65,228	66,217
Scope+	7,578	8,493	9,297	9,559	9,605

Questions

The background of the slide is an abstract, dark blue and black composition with wavy, liquid-like patterns. The patterns are smooth and flowing, creating a sense of movement and depth. The colors range from deep black to a dark, muted blue, with some lighter blue highlights that catch the eye. The overall effect is a sophisticated and modern aesthetic.