



Q2 FY 25 Update

Presented by

Anthony Wamsteker – CEO

David Coulter – CFO

Praemium Limited ACN 098 405 826

**At Praemium we acknowledge the Traditional Custodians
of Country.**

We pay our respect to their Elders past and present

Disclaimer

The material contained in this document is a presentation of general information about the Praemium Group's activities current as at the date of this presentation (23 January 2025) and is supplementary to the Group's previous ASX filings as applicable.

It is provided in summary and does not purport to be complete. You should not rely upon it as advice for investment purposes as it does not take into account your investment objectives, financial position or needs. These factors should be considered, with or without professional advice when deciding if an investment is appropriate.

This presentation may contain forward-looking statements including statements regarding our intent, belief or current expectations with respect to Praemium's businesses and operations, market conditions, results of operation and financial condition, capital adequacy, specific provisions and risk management practices. Readers are cautioned not to place undue reliance on these forward-looking statements.

Praemium does not undertake any obligation to publicly release the result of any revisions to these forward-looking statements to reflect events or circumstances after the date hereof to reflect the occurrence of unanticipated events. While due care has been used in the preparation of forecast information, actual results may vary in a materially positive or negative manner. Forecasts and hypothetical examples are subject to uncertainty and contingencies outside Praemium's control. Past performance is not a reliable indication of future performance.

To the extent permitted by law, no responsibility for any loss arising in any way (including by way of negligence) from anyone acting or refraining from acting as a result of this material is accepted by the Praemium Group or any of its related bodies corporate.

Presenters



Anthony Wamsteker
CEO



David Coulter
CFO

- ▶ Strategy progress update
- ▶ Spectrum
- ▶ FUA and Flows
 - ▶ Platforms
 - ▶ Non-custodial
- ▶ Detailed tables
- ▶ Questions

Strategy progress update

Spectrum and Scope+

- » Spectrum launched with onboarded clients adding FUA
- » Preeminent non-custodial solutions

Operational transformation

- » #1 platform for Security, Data and Integration and Decision Tools
- » SMA and Super pricing changes in place from April 2024

Service enhancements

- » Improved adviser onboarding underway
- » Annual customer experience survey largely completed

Superannuation advances

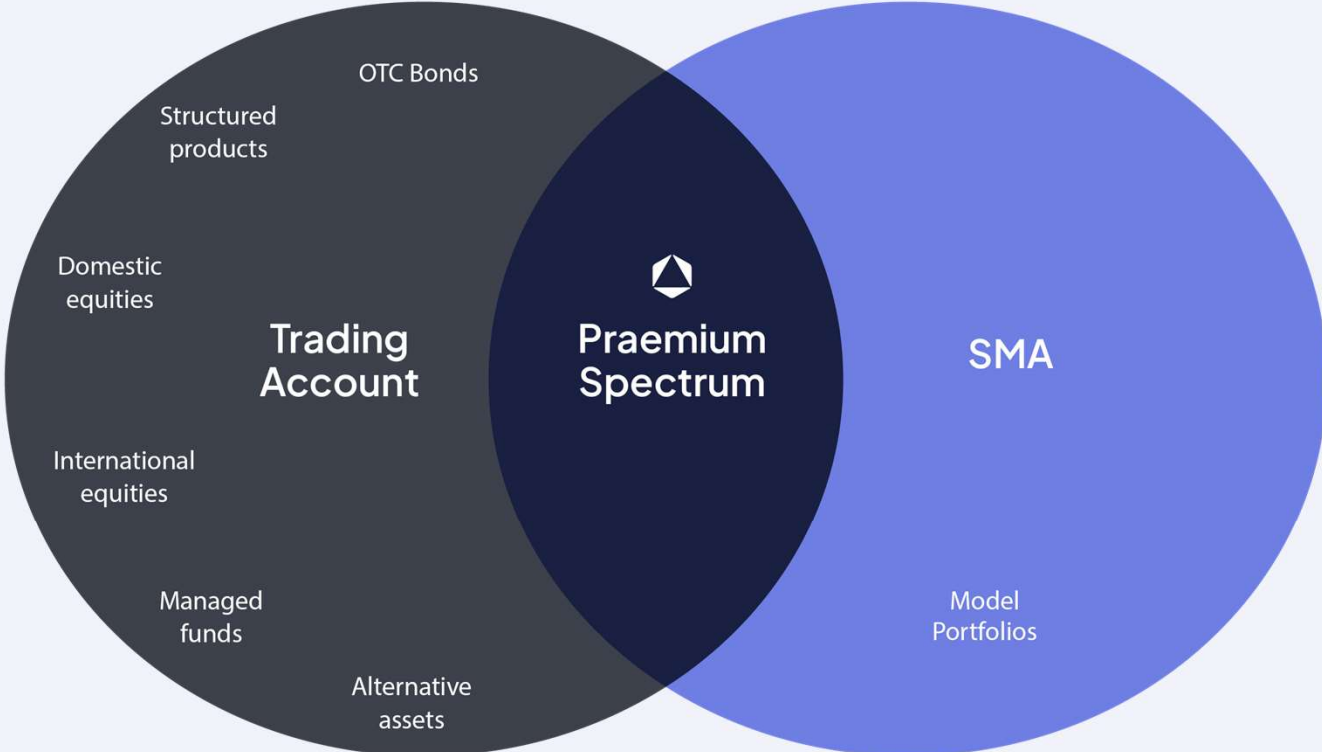
- » Enhanced service with upskilling and improved reporting and analytics
- » New functionality for money in and money out phases

Acquisition opportunities

- » OneVue integration tracking to plan

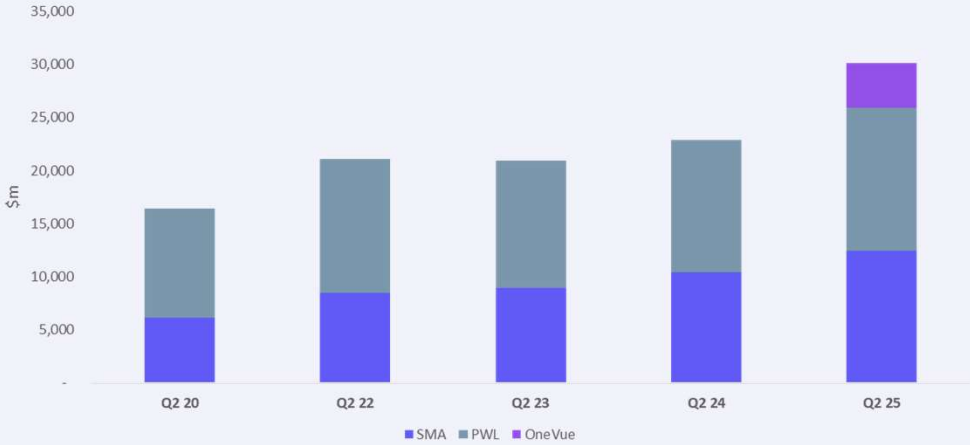
The ultimate HNW solution

We support whatever investment strategy you want to create & provide the trading & execution, administration and reporting to implement it.



FUA & net flows – platforms

FUA



Comparison to September 2024

- ▶ FUA \$30.2b - up 4%
 - ▶ Spectrum \$72m
 - ▶ SMA \$12.5b - up 4%
 - ▶ Powerwrap \$13.5b - up 4%
 - ▶ OneVue \$4.2b - stable

- ▶ Net inflows \$371m - up \$232m
 - ▶ Spectrum \$69m - strong pipeline with Euroz Hartley clients to be added in future quarters
 - ▶ SMA \$261m - up \$96m, strong performance
 - ▶ Powerwrap \$78m - up \$138m, improved inflow from existing groups offsets departed advisers
 - ▶ OneVue \$37m net outflow

Net Flows by Quarter

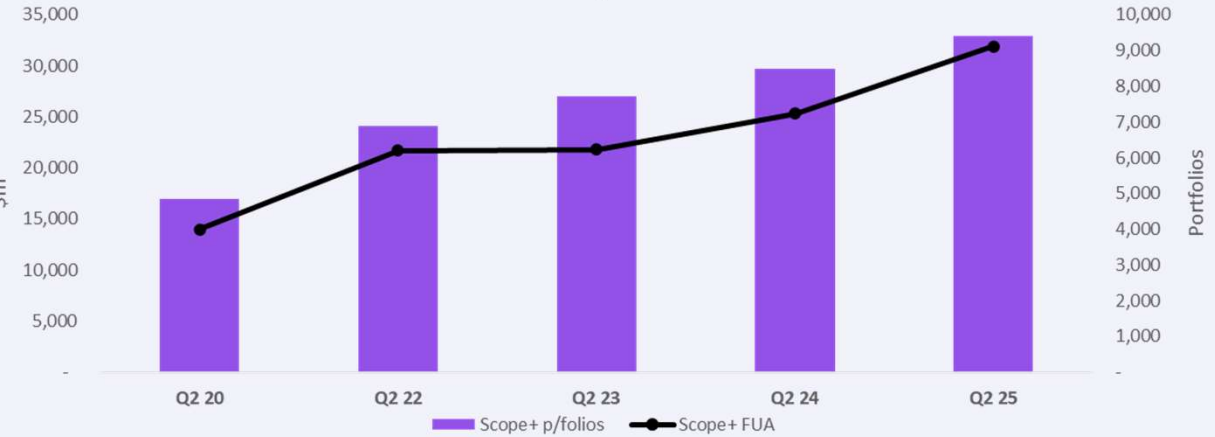


FUA & portfolios – non-custodial

Scope Services



Scope+



Comparison to September 2024

- ▶ Scope+ FUA \$31.9 b - up 5%
- ▶ Portfolios
 - ▶ Scope 65,706, decreased by 511
 - ▶ Scope+ 9,416, decreased by 189
- ▶ Portfolio numbers affected by service rationalisation for low balance accounts at a major client
- ▶ 7 new client groups added in the quarter

Detailed Tables



Portfolios	Dec 23	Mar 24	Jun 24	Sep 24	Dec 24
Scope	64,384	64,149	65,228	66,217	65,706
Scope+	8,493	9,297	9,559	9,605	9,416

Quarterly Platform Flows (\$m)	Dec 23	Mar 24	Jun 24	Sep 24	Dec 24
Praemium SMA	593	638	718	645	742
Powerwrap	520	543	547	716	870
OneVue			131	227	212
Spectrum					69
Gross inflows	1,113	1,181	1,396	1,588	1,893
Praemium SMA	(434)	(384)	(569)	(480)	(481)
Powerwrap	(854)	(596)	(984)	(776)	(792)
OneVue			(257)	(193)	(249)
Gross outflows	(1,289)	(980)	(1,810)	(1,449)	(1,522)
Praemium SMA	159	254	149	165	261
Powerwrap	(334)	(53)	(437)	(60)	78
OneVue			(126)	34	(37)
Spectrum					69
Net inflows	(175)	201	(414)	139	371

FUA (\$m)	Dec 23	Mar 24	Jun 24	Sep 24	Dec 24
Praemium SMA	10,403	11,218	11,328	11,928	12,458
<i>Net Flow % of opening FUA</i>	1.6%	2.4%	1.3%	1.5%	2.2%
Powerwrap	12,524	13,034	12,685	12,910	13,471
<i>Net Flow % of opening FUA</i>	-2.7%	-0.4%	-3.4%	-0.5%	0.6%
OneVue			4,046	4,197	4,189
<i>Net Flow % of opening FUA</i>			-3.1%	0.8%	-0.9%
Spectrum					72
Australia Platform FUA	22,928	24,253	28,059	29,035	30,190
Scope+	25,340	29,016	29,307	30,386	31,913
TOTAL FUA	48,268	53,269	57,366	59,421	62,102

Platform FUA Movement (\$m)	Dec 23	Mar 24	Jun 24	Sep 24	Dec 24
Opening Platform FUA	22,284	22,928	24,253	28,059	29,035
Praemium SMA	159	254	149	165	261
Powerwrap	(334)	(53)	(437)	(60)	78
OneVue			(126)	34	(37)
Spectrum					69
Net inflows	(175)	201	(414)	139	371
OneVue acquisition			4,078	-	-
Market revaluation / other	819	1,124	142	837	784
Closing Platform FUA	22,928	24,253	28,059	29,035	30,190

Questions

