



FY2025 Interim Results webinar

Geoff Wilson AO

Wilson Asset Management

Chairman & Chief Investment Officer

& WAM Alternative Assets Director

Nick Kelly

Portfolio Manager

Disclaimer

Wilson Asset Management and their related entities and each of their respective directors, officers and agents (together the Disclosers) have prepared the information contained in these materials in good faith. However, no warranty (express or implied) is made as to the accuracy, completeness or reliability of any statements, estimates or opinions or other information contained in these materials (any of which may change without notice) and to the maximum extent permitted by law, the Disclosers disclaim all liability and responsibility (including, without limitation, any liability arising from fault or negligence on the part of any or all of the Disclosers) for any direct or indirect loss or damage which may be suffered by any recipient through relying on anything contained in or omitted from these materials. This information has been prepared and provided by Wilson Asset Management. To the extent that it includes any financial product advice, the advice is of a general nature only and does not take into account any individual's objectives, financial situation or particular needs. Before making an investment decision an individual should assess whether it meets their own needs and consult a financial advisor.

W | A | M Alternative Assets

WAM Alternative Assets is the only listed investment company on the ASX that offers investors access to a diversified portfolio of alternative assets, typically accessible only by institutional investors.

The Company's investment objectives are to consistently deliver absolute returns through a combination of:

- ✓ Dividend Yield
- ✓ Capital Growth
- ✓ Providing Diversification Benefits

Unique
opportunities
beyond traditional
assets

ASX:
WMA

WAM Alternative Assets update

W | A | M Alternative Assets

+9.3%

Investment portfolio performance per annum since appointment of Wilson Asset management*

8.2%

Investment portfolio performance in the 12 months to 31 December 2024*

8.0%

Annualised grossed-up dividend yield**

5.6%

Annualised fully franked interim dividend yield**

Performance as at 28 February 2025	1 yr	3 yrs %pa	Since appointment of Wilson Asset Management as Investment Manager %pa (Oct-20)
WAM Alternative Assets Investment Portfolio*	5.7%	5.4%	9.3%

9.3% per annum investment portfolio performance with significantly lower volatility# than the market, 3.2% versus 13.1%.*

*Investment portfolio performance is before expenses, fees and taxes.

**Based on the 20 March 2025 share price of \$0.96 per share and the annualised FY25 fully franked interim dividend of 5.4 cents per share. Grossed-up dividend yield includes the value of franking credits and is based on a tax rate of 30.0%.

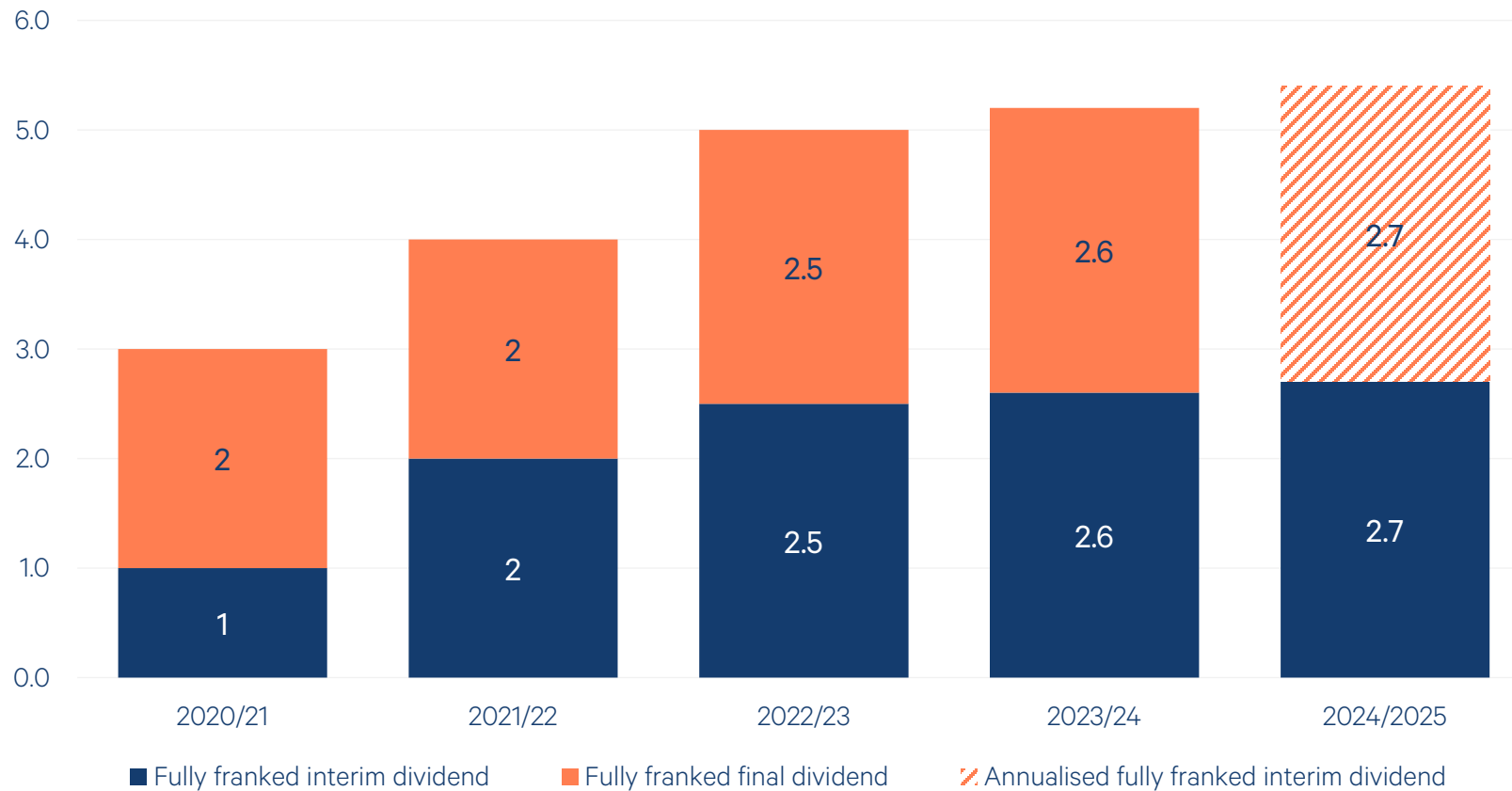
#The equity market volatility refers to the S&P/ASX All Ordinaries Accumulation Index. Volatility shows the degree to which the returns of the portfolio move around from their long-run average. It can be thought of as a measure of the risk in the investment portfolio. Volatility is measured by standard deviation, a statistical measurement.

Fully Franked Dividends

W | A | M Alternative Assets

Since the appointment of Wilson Asset Management as the Investment Manager

Cents per share



2.7 cps

Fully franked interim dividend FY2025

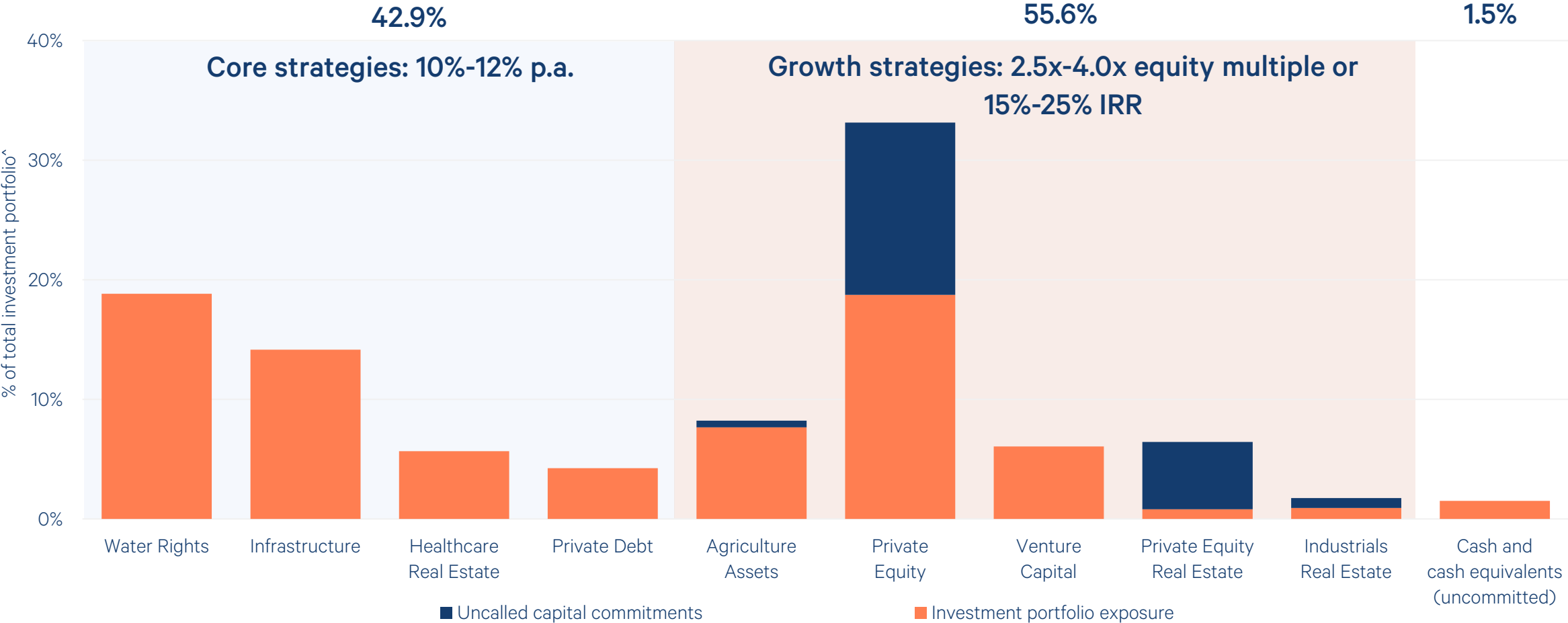
23.2 cps

Dividends paid since October 2020 including the value of franking credits

WAM Alternative Assets investment portfolio exposure

At February 2025

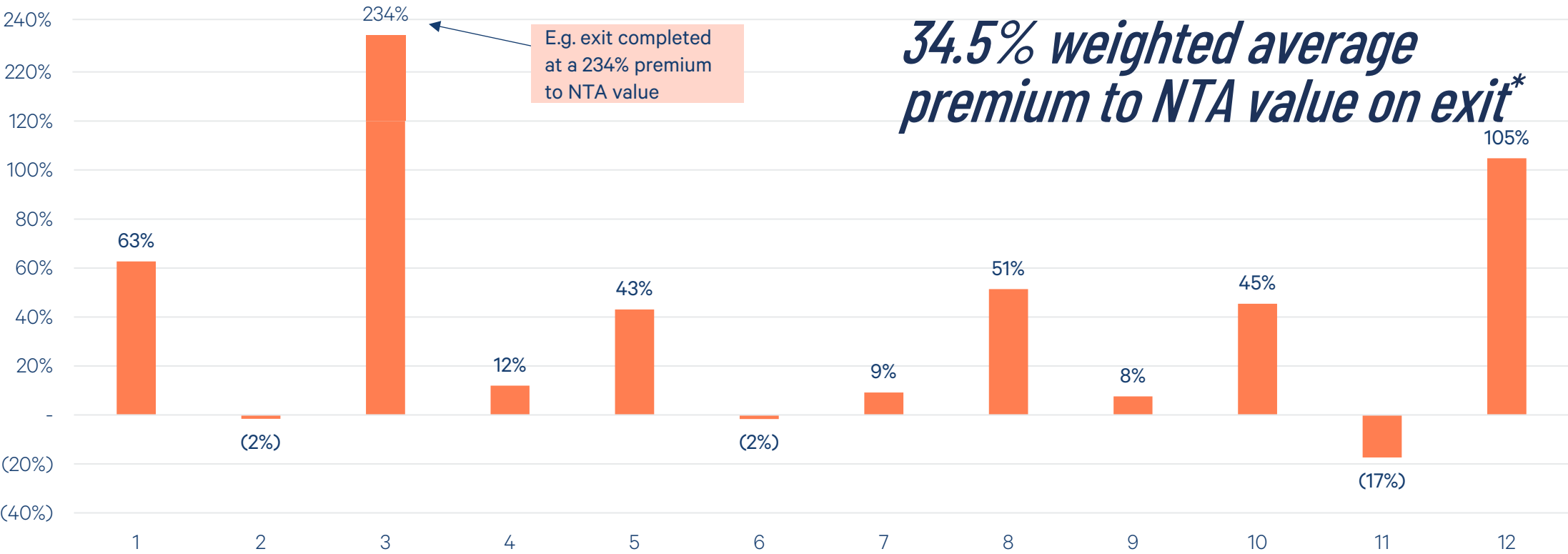
W | A | M Alternative Assets



[^]Includes undrawn capital commitments to the Wentworth Real Estate Private Equity Fund I (\$13.2m); the Crescent Capital Partners VII Fund (\$12.8m); the Adamantem Environmental Opportunities Fund (\$8.7m); the Allegro Fund IV (\$8.3m); the Adamantem Capital Fund II (\$3.9m); the CEN (I&L) Partnership Fund (\$1.9m); the Strategic Australian Agriculture Fund (\$1.3m) and the Liverpool Partners WAM PE Trust (\$0.1m).

Portfolio exits

Since the appointment of Wilson Asset Management as Investment Manager (Oct-20)



*Exit premium/(discount) to NTA is calculated in relation to the most recent semi-annual valuation prior to the exit of the fund.

Q&A

Join more
than 90,000
weekly readers

Get in touch

info@wilsonassetmanagement.com.au

(02) 9247 6755

www.wilsonassetmanagement.com.au

