



Q3 FY 25 Update

Presented by

Anthony Wamsteker – CEO

James Edmonds – COO

**At Praemium we acknowledge the Traditional Custodians
of Country.**

We pay our respect to their Elders past and present.

Disclaimer

The material contained in this document is a presentation of general information about the Praemium Group's activities current as at the date of this presentation (24 April 2025) and is supplementary to the Group's previous ASX filings as applicable.

It is provided in summary and does not purport to be complete. You should not rely upon it as advice for investment purposes as it does not take into account your investment objectives, financial position or needs. These factors should be considered, with or without professional advice when deciding if an investment is appropriate.

This presentation may contain forward-looking statements including statements regarding our intent, belief or current expectations with respect to Praemium's businesses and operations, market conditions, results of operation and financial condition, capital adequacy, specific provisions and risk management practices. Readers are cautioned not to place undue reliance on these forward-looking statements.

Praemium does not undertake any obligation to publicly release the result of any revisions to these forward-looking statements to reflect events or circumstances after the date hereof to reflect the occurrence of unanticipated events. While due care has been used in the preparation of forecast information, actual results may vary in a materially positive or negative manner. Forecasts and hypothetical examples are subject to uncertainty and contingencies outside Praemium's control. Past performance is not a reliable indication of future performance.

To the extent permitted by law, no responsibility for any loss arising in any way (including by way of negligence) from anyone acting or refraining from acting as a result of this material is accepted by the Praemium Group or any of its related bodies corporate.

Presenters



Anthony Wamsteker
CEO



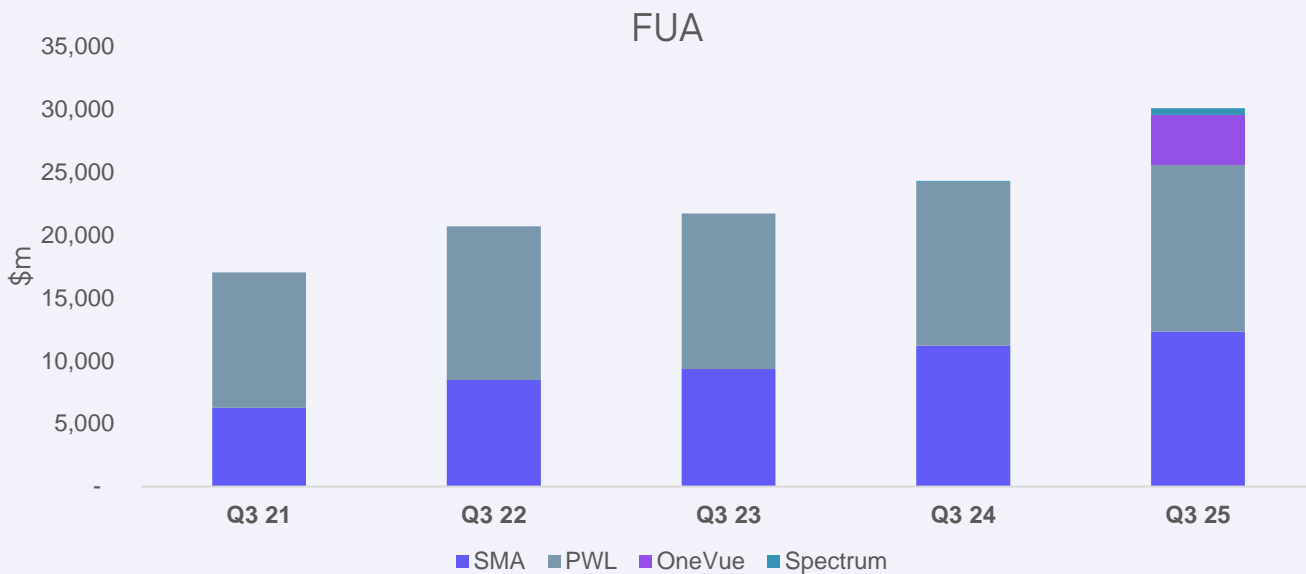
James Edmonds
COO

- ▶ Strategy progress
- ▶ Spectrum
- ▶ FUA and Flows
 - ▶ Platforms
 - ▶ Non-custodial
- ▶ Detailed tables
- ▶ Questions

Strategy progress

Product	Operations	Customer Service	Superannuation	Inorganic
<ul style="list-style-type: none">▶ Upgrade to Mobile App commenced▶ Spectrum white labels developed to support new business wins▶ Structured Investments webinar	<ul style="list-style-type: none">▶ Operating model to support OneVue clients finalised▶ KPIs reset to support Service Excellence	<ul style="list-style-type: none">▶ Initiatives to improve service standards rolled out▶ AI-driven Quality Assurance pilot initiated▶ New adviser onboarding process rolled out	<ul style="list-style-type: none">▶ Significant improvements with current administration provider▶ Trustee review of administration options complete▶ Expanding inhouse administration capability	<ul style="list-style-type: none">▶ Focus on completing OneVue integration within budget and timeframe▶ Vigilant on opportunities but prepared for disciplined approach

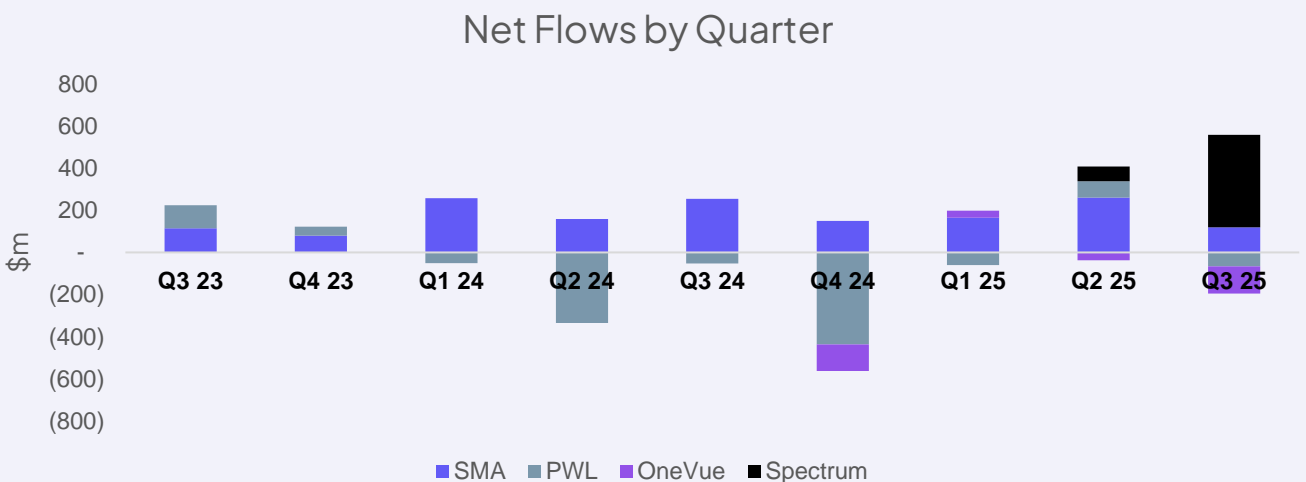
FUA & net flows – platforms



Comparison to December 2024

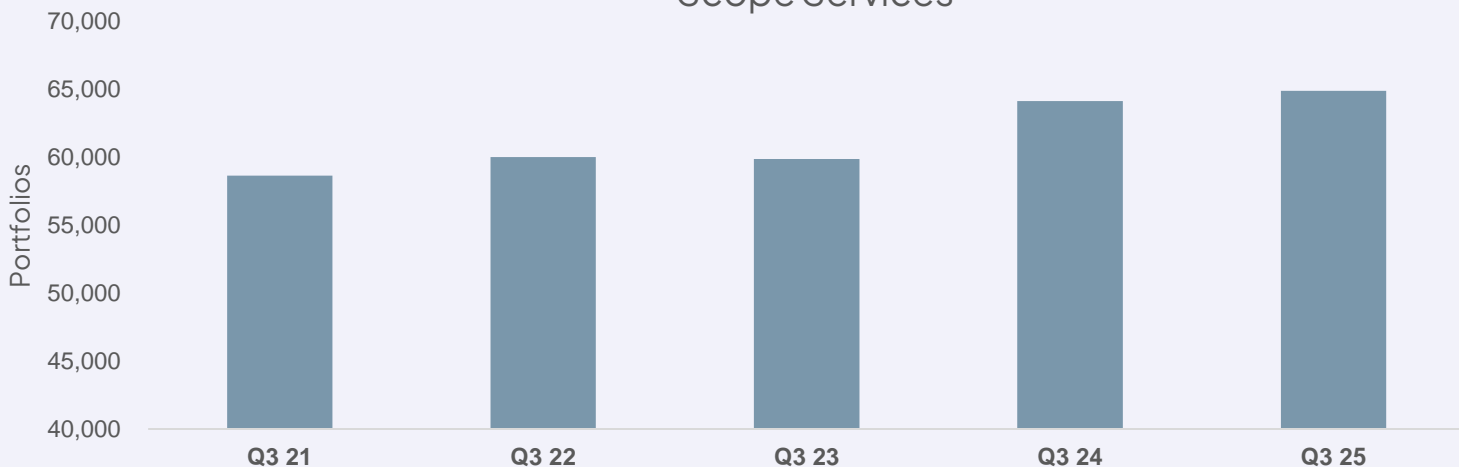
- ▶ FUA \$30.1b – down 0.3%
 - ▶ Spectrum \$513m – up 615%
 - ▶ SMA \$12.3b – down 1%
 - ▶ Powerwrap \$13.3b – down 2%
 - ▶ OneVue \$4.0b – down 5%

- ▶ Net inflows \$364m – down \$7m
 - ▶ Spectrum \$440m – encouraging sales pipeline
 - ▶ SMA \$120m – excludes Spectrum
 - ▶ Powerwrap – down \$66m – (\$88m gross outflow from departed advisers)
 - ▶ OneVue \$130m net outflow

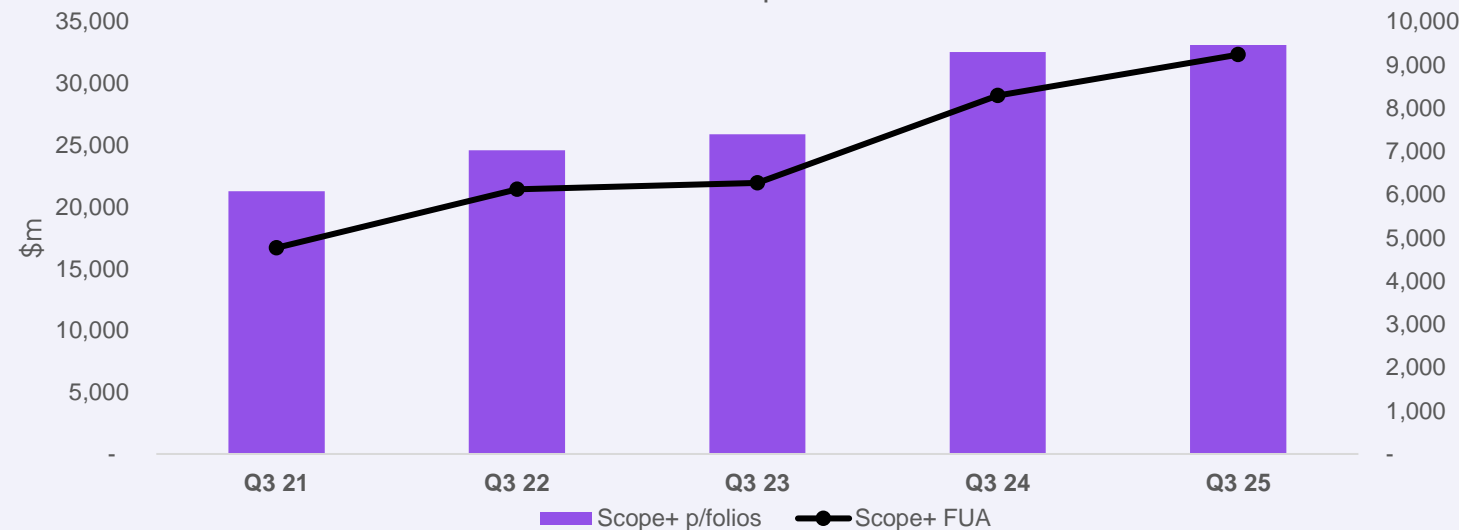


FUA & portfolios – non-custodial

Scope Services



Scope+



Comparison to December 2024

- ▶ Scope+ FUA \$32.3 b - up 1%
- ▶ Portfolios
 - ▶ Scope 65,706 decreased by 806
 - ▶ Scope+ 9,455 increased by 39
- ▶ Portfolio numbers affected by service rationalisation for low balance accounts at a major client
- ▶ 6 new advice groups added in the quarter

Detailed Tables

Portfolios	Mar-24	Jun-24	Sep-24	Dec-24	Mar-25
Scope	64,149	65,228	66,217	65,706	64,900
Scope+	9,297	9,559	9,605	9,416	9,455

Quarterly Platform Flows (\$m)	Mar-24	Jun-24	Sep-24	Dec-24	Mar-25
Gross inflows					
Praemium SMA	638	718	645	742	559
Powerwrap	543	547	716	870	447
OneVue		131	227	212	237
Spectrum				69	443
Total gross inflows	1,181	1,396	1,588	1,893	1,686
Gross outflows					
Praemium SMA	(384)	(569)	(480)	(481)	(439)
Powerwrap	(596)	(984)	(776)	(792)	(513)
OneVue	-	(257)	(193)	(249)	(367)
Spectrum				(0)	(3)
Total gross outflows	(980)	(1,810)	(1,449)	(1,522)	(1,322)
Net flows					
Praemium SMA	254	149	165	261	120
Powerwrap	(53)	(437)	(60)	78	(66)
OneVue		(126)	34	(37)	(130)
Spectrum				69	440
Total net flows	201	(414)	139	371	364

FUA (\$m)	Mar-24	Jun-24	Sep-24	Dec-24	Mar-25
Praemium SMA	11,218	11,328	11,928	12,458	12,338
<i>Net Flow % of opening FUA</i>	<i>2.4%</i>	<i>1.3%</i>	<i>1.5%</i>	<i>2.2%</i>	<i>1.0%</i>
Powerwrap	13,034	12,685	12,910	13,471	13,260
<i>Net Flow % of opening FUA</i>	<i>-0.4%</i>	<i>-3.4%</i>	<i>-0.5%</i>	<i>0.6%</i>	<i>-0.5%</i>
OneVue		4,046	4,197	4,189	3,975
<i>Net Flow % of opening FUA</i>		<i>-3.1%</i>	<i>0.8%</i>	<i>-0.9%</i>	<i>-3.1%</i>
Spectrum				72	513
<i>Net Flow % of opening FUA</i>					<i>611.1%</i>
Australia Platform FUA	24,252	28,059	29,035	30,190	30,086
Scope+	29,016	29,307	30,386	31,912	32,324
TOTAL FUA	53,268	57,366	59,421	62,102	62,410

Platform FUA Movement (\$m)	Mar-24	Jun-24	Sep-24	Dec-24	Mar-25
Opening Platform FUA	22,928	24,252	28,059	29,035	30,190
Net flows					
Praemium SMA	254	149	165	261	120
Powerwrap	(53)	(437)	(60)	78	(66)
OneVue	-	(126)	34	(37)	(130)
Spectrum	-	-	-	69	440
Total net flows	201	(414)	139	371	364
OneVue acquisition	-	4,078	-	-	-
Market revaluation / other	1,124	142	838	784	(466)
Closing Platform FUA	24,253	28,058	29,035	30,190	30,088

Questions

The background of the slide is an abstract, dark blue and black composition. It features fluid, wavy patterns that resemble liquid or smoke, with highlights and shadows that create a sense of depth and movement. The overall aesthetic is modern and sophisticated.