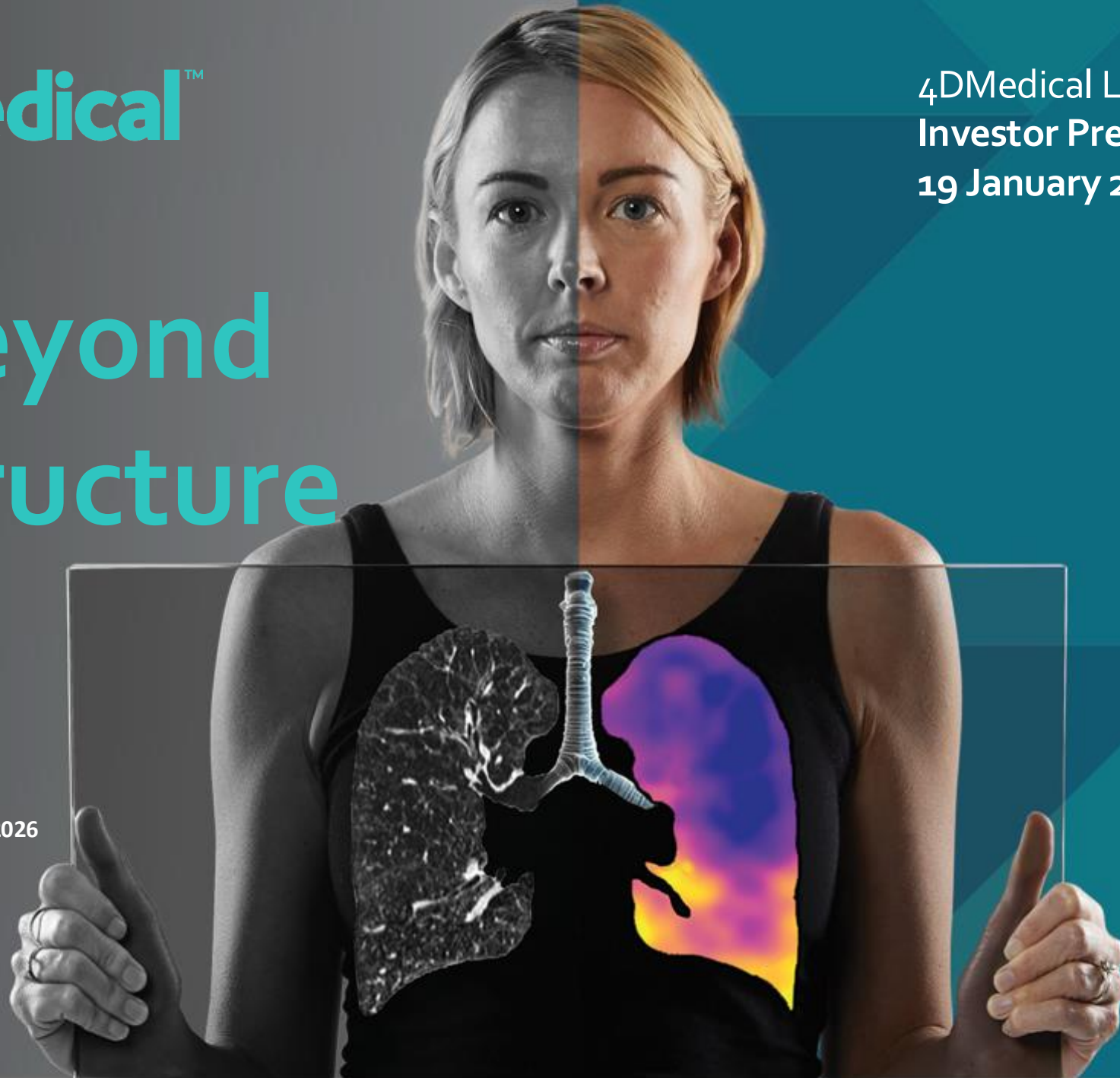




4D Medical Limited (ASX:4DX)
Investor Presentation
19 January 2026

See beyond the structure



Copyright © 4D Medical Limited 2026
Level 7, Melbourne Connect
700 Swanston Street
Melbourne, Victoria 3053
Australia
ABN 31 161 684 831
www.4dmedical.com

Disclaimer



This presentation has been prepared by 4DMedical Limited (ACN 161 684 831) (**Company** or **4DMedical**). This presentation contains summary information about the Company, its subsidiaries and the entities, businesses and assets they own and operate (**Group**) and their activities current as of 19 January 2026 unless otherwise stated and the information remains subject to change without notice. This presentation contains general background information and does not purport to be complete. No attempt has been made to independently verify the information contained in this presentation.

Not an offer or financial product advice

The Company is not licensed to provide financial product advice. This presentation is not and should not be considered, and does not contain or purport to contain, an offer or an invitation to sell, or a solicitation of an offer to buy, directly or indirectly, any securities to any person in any jurisdiction to whom or in which such offer or solicitation is unlawful nor shall it (or any part of it), or the fact of its distribution, form the basis of, or be relied on in connection with or act as any inducement or recommendation to enter into, any contract whatsoever relating to any securities.

This presentation is for information purposes only and is not a prospectus, product disclosure statement, pathfinder document for the purposes of section 734(9) of the Australian *Corporations Act 2001* (Cth) (**Corporations Act**) or other offer document under Australian law or the law of any other jurisdiction. This presentation does not constitute an invitation to apply for or purchase securities and does not include any application form for securities. This presentation does not constitute an advertisement for an offer or proposed offer of securities. Neither this presentation nor anything contained in it shall form the basis of any contract or commitment and it is not intended to induce or solicit any person to engage in, or refrain from engaging in, any transaction. Nothing in this presentation constitutes legal, financial, tax or other advice. Recipients of the presentation should conduct their own investigation, evaluation and analysis of the business and other data and information set out in the presentation.

The distribution of this presentation in jurisdictions outside Australia may be restricted by law and you should observe any such restrictions. Any failure to comply with such restrictions may constitute a violation of applicable securities laws. In particular, this presentation may not be distributed or released in the United States. The securities in the Company (**Securities**) have not been, and will not be, registered under the U.S. Securities Act of 1933, as amended (**U.S. Securities Act**), or the securities laws of any state or other jurisdiction of the United States. Accordingly, the Securities may not be offered or sold, directly or indirectly, in the United States, unless they have been registered under the U.S. Securities Act (which the Company has no obligation to do or procure) or are offered or sold in a transaction exempt from, or not subject to, the registration requirements of the U.S. Securities Act and applicable securities laws of any state or other jurisdiction of the United States.

Who is 4DMedical™?

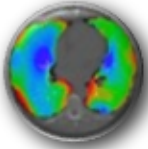
The leading pulmonary & cardiothoracic imaging software company in the market

4DMedical was founded in Melbourne in 2013 to bring breakthrough lung function imaging technologies to patient care. Listed on the ASX in 2020. In Dec. 2023, we acquired USA-based Imbio, Inc. to combine our unique structural and functional image analysis expertise.

Revenues and GTM teams heavily US focused

- Structural & Functional Imaging software
- 100+ patented technologies
- 9 FDA cleared devices
- 130 global team members
 -  Go-To-Market |  Engineering, R&D and support
- Technical & clinical expertise
- Global brands supporting distribution

Pulmonary Function



XV LVAS®

Dynamic Ventilation Analysis (Fluoro)



CT LVAS™

CT-based Ventilation Analysis



CT:VQ™

Next Gen VQ (Ventilation + Perfusion)



Functional LDA

Air Trapping + Emphysema

Pulmonary Structure



Lung Density

Emphysema, HAA, Fissures



Lung Texture

ILD's / Fibrosis



IQ-UIP™

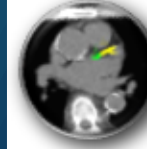
IPF Screening



Lung Nodules

Lung Cancer (Partner Solution)

Cardiovascular



CAC

Coronary Calcification

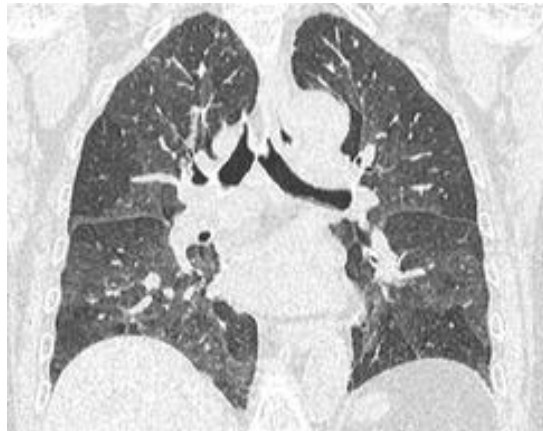


PHA

Hypertension (RV/LV, MPA, Pa/Ao)

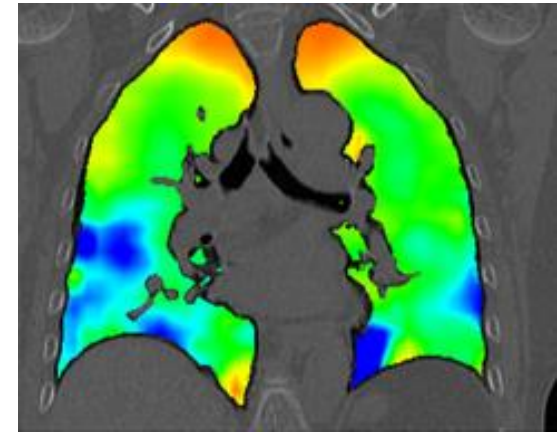
All the **CONTRAST**. None of the **INJECTIONS**.

Value-adding the standard-of-care Chest CTs with **non-contrast functional imaging** 

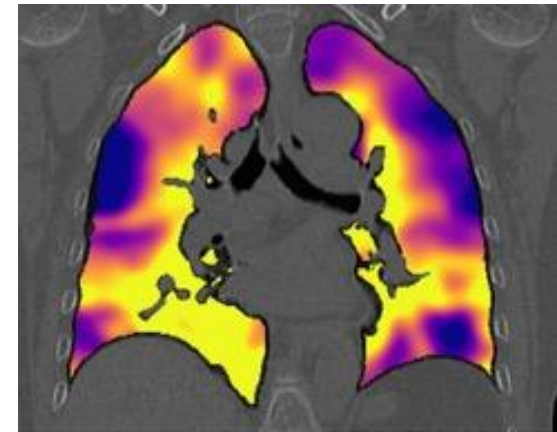


Routine CT

+ Software layer



CT:VQ™ Non-contrast Ventilation & Perfusion

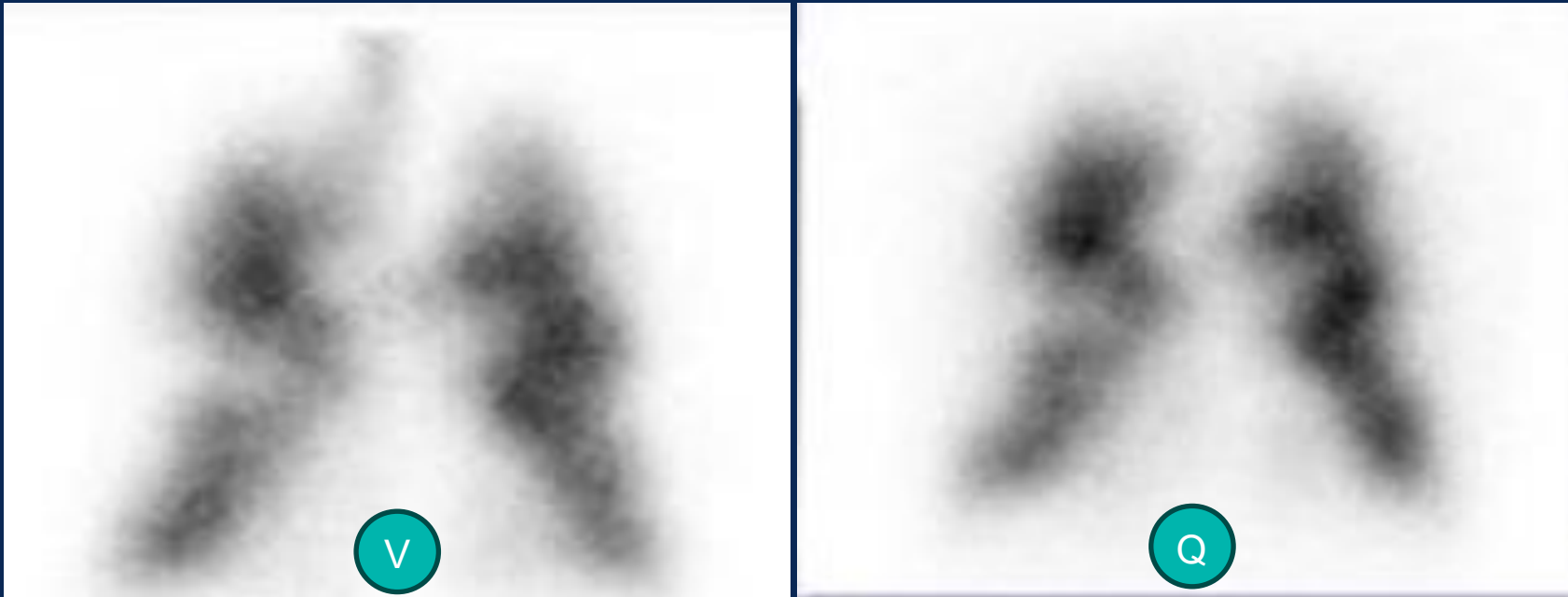


Clinical Value

Standard-of-care for VQ imaging in the U.S.

2/3 of US market still uses 2D / 'planar scintigraphy' for VQ scans

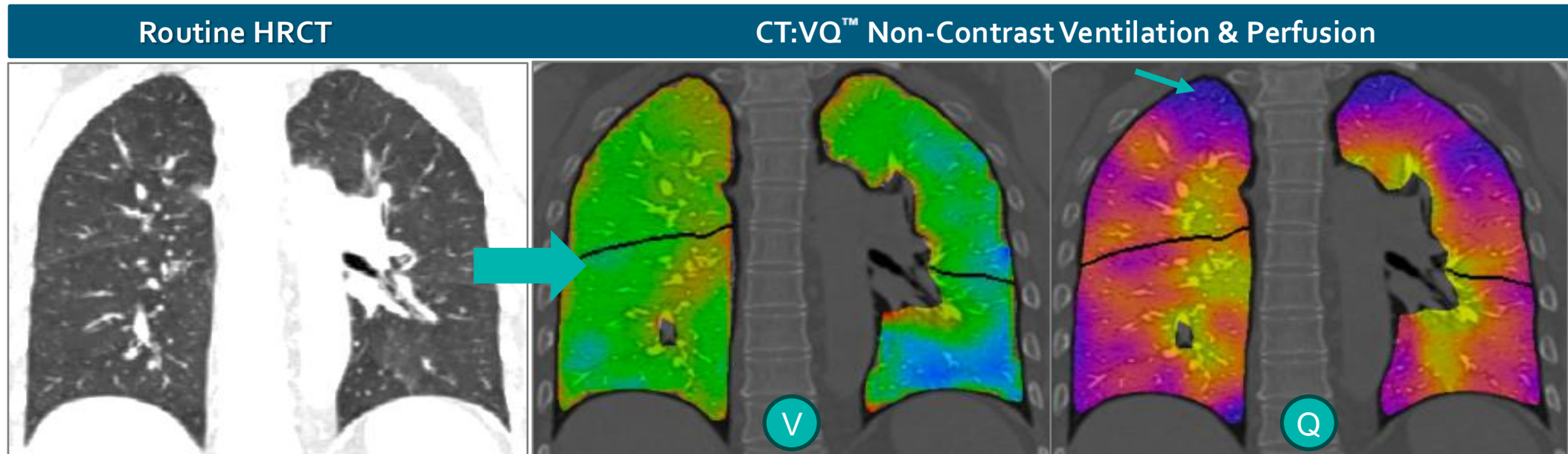
Planar Ventilation & Perfusion



Mismatch of Perfusion and Ventilation (SPECT V/Q and CT:VQ™)


CT:VQ™ delivers increased image quality directly from the routine CT:

- without the additional imaging procedure and without injected contrast



- ✓ **Transformational Milestone:**
 - ✓ CT:VQ™ becomes the world's **first and only non-contrast**, CT-based ventilation-perfusion imaging technology to **receive FDA 510(k) clearance**.
- ✓ **Large Addressable Market:**
 - ✓ Over **1M VQ scans annually in the U.S.**; USD **\$1.1B+ U.S. market**, USD **\$2.6B+ global** opportunity.
 - ✓ Introduction of CT:VQ™ into the market will drive long-term growth in demand for ventilation-perfusion scans beyond the traditional nuclear VQ indications.
- ✓ **Instant Scalability:**
 - ✓ Compatible with **14,500 CT scanners in the U.S.**, enabling broad adoption without new infrastructure.
 - ✓ Build out our existing installed-base of key U.S. sites to expand portfolio to include CT:VQ™

CT:VQ™ to take 100% market share



Reasons to change

Reasons to change

Reasons to change

Reasons to change

Reasons to change

Patient Value

- ✓ Improved patient comfort
- ✓ Shorter scan times and appointments
- ✓ Ubiquitous access to perfusion analysis
- ✓ Less invasive procedure

Imaging Provider Value

- ✓ Simplified procedural process using non-contrast CT scans
- ✓ Improved diagnostic accuracy and clinical decision-making
- ✓ Potential to enhance revenues through increases in procedure volumes

Current Incumbent Value

- ✓ Frees up slot for higher-value studies
- ✓ Removes inhaled isotope study and associated costs

Referring Doctor Value

- ✓ Uses existing CT they order anyway
- ✓ Confidence in scheduling due to shorter wait times for procedures
- ✓ Quantitative data that can be readily reproduced throughout therapy

Hospital Value

- ✓ Cost-efficiency through resource optimization
- ✓ Increased revenues with higher reimbursements
- ✓ Greater health equity via increased access, especially for underserved communities
- ✓ Keep all referrals for lung imaging within institution

Revenue generation | cost reduction | opportunity costs

CT:VQ™ vs Nuclear V/Q | Nuclear V/Q vs Cardiac Molecular Imaging



Shift to CT:VQ™

CT Thorax (non-contrast) with CT:VQ™

CPT Code 71250 & 0721T



CMS rate \$145.85 (CT Thorax)

+



CMS rate \$650.50 (CT:VQ™)

=

\$796.35



5-minute procedure

Current Nuclear VQ

Nuclear V/Q (Xe133 & Tc99m)

CPT Code 78598



CMS rate \$538.27



6-hour half life

+

60-minute procedure

Alternate Nuclear study example

Myocardial PET stress

CPT Code 78013



CMS rate \$2,250



2-minute - 2hr half life

+

75-minute procedure

Revenue per minute

\$159.27

\$8.97

\$30.00

Philips CT:VQ™ expansion



- Agreement for CT:VQ™ across North America
 - Expands on existing agreement to add CT:VQ™ with minimum orders commitment over 2-year term
 - Supported by additional Philips business development, sales and clinical specialist resources
 - Joint marketing initiatives and co-branding campaigns are being initiated to drive market awareness and adoption, with RSNA (Radiological Society of North America) 2025, marking the first major international launch event for the collaboration



- Financial commitment structured around agreed growth milestones over the 2-year period, providing 4DMedical with revenue visibility as market traction scales.

Philips and VA opportunity

Combined capabilities to build a compelling offer for 'owning the lung' and shared purpose



Veterans Affairs opportunity

- The U.S. PACT Act has appropriated USD **\$280b in additional funding** over ten years for affected Veterans
- Requires screening for Deployment Related Respiratory Disease (DRRD) in over **4 Million eligible veterans**
- VA to evaluate "emerging technology using existing x-ray imaging equipment to derive four-dimensional models of lung function"
- Vanderbilt 'burn pit' publication demonstrates XV Technology® can detect the presence of constrictive bronchiolitis or DRCB
- Former US Secretary of Veterans Affairs, **Dr David Shulkin** has joined 4DMedical in an advisory capacity
- **Appropriations Bill includes language directing VA** to evaluate emerging 4-dimensional functional lung imaging tools
- FY 2025, the VA operational budget = \$468 Billion

Why Philips partner with 4DMedical – the rationale

- 4DMedical well positioned to provide screening services – **successful burn pits trial** at Vanderbilt Medical Centre & research study with VA Houston
- **Philips has a long established and significant existing partnership** with both the VA and DoD, spanning over 45 years, with 50% of VA clinics using Philips PACS
- **4DMedical added to Philips' product catalogue** and offered as a third-party solution.
- **4DMedical and Philips signed Reseller Agreement** – a commercial agreement to combine efforts to seek contract award(s) from the U.S. Office of Veterans Affairs, DoD and other non-government US payers
- **4DMedical achieved ATO** at Harry S Truman Memorial Medical Center
- **Congressional hearing**, Jeff DiLullo, Philips North America leader: Harnessing Biomedical Innovation: Modernizing VA Healthcare for the Future, April 2025

Why does VA need to act?

- **Surgical lung biopsy methodology not scalable**
 - 3-day hospital stay
 - ~\$30k cost per procedure
 - 1 in 30 severe complication rate
 - 30k x 4m = **\$120 Billion**
- 4DMedical DRCB biomarker imaging
 - 30-minute outpatient scans
 - ~\$1,000 (CT \$650 and fluoroscopy \$350)
 - Non-invasive (98% accuracy correlation to biopsy)
 - 1k x 4m = **\$4 Billion**

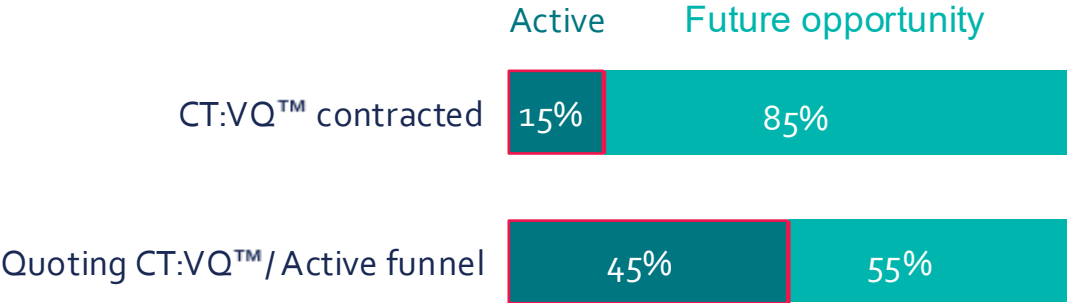


Unstoppable momentum in US AMCs

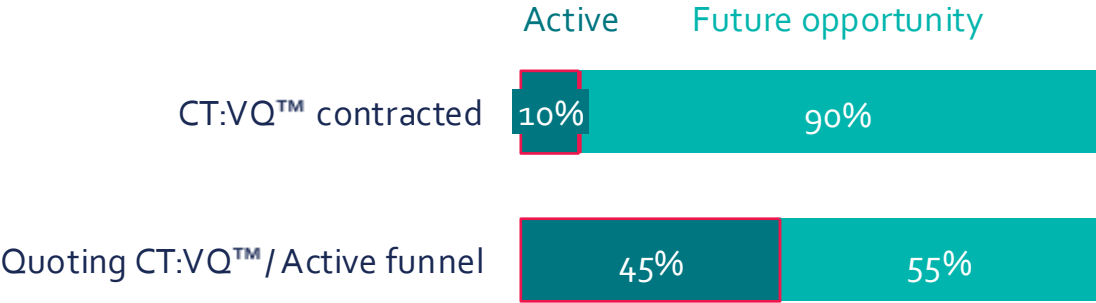


Strategy for adoption at top-tier, influential, U.S. academic medical centres and health systems

Top 20 US Hosp - Interventional Pulmonology ¹



Top 20 – US Hospitals *



+

Built the fundamentals, significant multipliers in play, Philips commitments



- Technology validated
 - 100+ patents, 9 FDA cleared products, numerous academic publications
- Proven
 - products: full pulmonary imaging suite
 - with CT:VQ™ the key unrivalled disruptor as a replacement technology for 1 million scans per annum
 - process: navigating US healthcare
 - people: internal team strengthening and Philips +250 personnel activated
- Pipeline bursting
 - AMC's (existing customer base to expand rapid adoption and new top-tier sites interested to come on-board)
 - Government (VA, DoD)
 - Philips commercial coverage, contracts and advocacy – allows capital-light expansion for 4DMedical

Institutional Placement

AU\$150M Institutional Placement



Overview

- Bell Potter Securities Limited were the Lead Managers of the Placement
- Successfully raised **AU\$150 million** via a single-tranche institutional placement at \$3.80 per share
- Strong demand from **new global long-only fund managers** and existing shareholders
- Dilution limited to **3.86%**, achieved by repurposing existing shares, with the issue price represents an 11.4% discount to the last closing price.

Institutional placement details

The institutional placement was comprised of:

- A \$79.1m placement of new shares ("Placement"); and
- A \$70.9m sale of existing shares on issue ("Block Trade")

The Placement will result in the issue of 20,806,185 shares (representing 3.86% dilution) at \$3.80 per share, The 18,667,500 Block Trade shares were previously issued to Alpha Investment Partners ("Alpha") as collateral pursuant to a funding facility entered into between the Company and Alpha. *(No proceeds from the Block Trade will be paid to Alpha)*

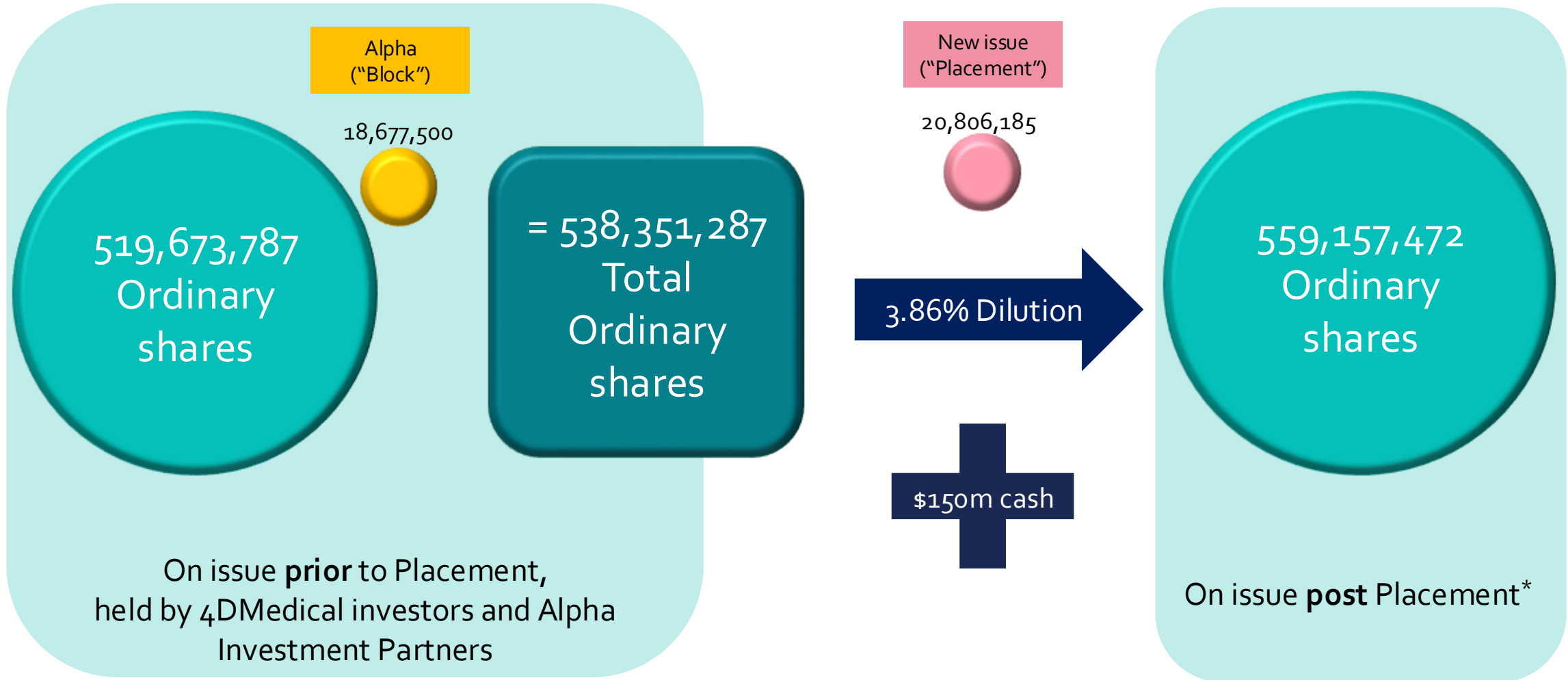
Outcome: Balance sheet materially strengthened to support accelerated growth and long-term value creation

Focused investment to drive adoption of CT:VQ™

Proceeds will be used to:

- Accelerate U.S. commercialisation of CT:VQ™
 - Sales, marketing and business development
 - Expansion across academic medical centres and health systems
- Invest in customer success and clinical workflow integration
- Fund R&D to expand the product portfolio and maintain technology leadership
- Provide balance sheet flexibility to capture growth opportunities
- General corporate purposes and working capital

4DMedical raises \$150 million, limiting dilution to 3.86%



Placement Timetable

<i>Trading halt</i>	<i>Tuesday, 13 January 2026</i>
<i>Placement opens</i>	<i>Tuesday, 13 January 2026</i>
<i>Placement closes</i>	<i>Wednesday, 14 January 2026</i>
<i>Capital raising results announced and trading halt lifted</i>	<i>Thursday, 15 January 2026</i>
Settlement of New Shares via DVP	Wednesday, 21 January 2026
Block trade execution	Wednesday, 21 January 2026
Allotment and normal trading of New Shares	Thursday, 22 January 2026
Settlement of Block Trade Shares	Friday, 23 January 2026



4D Medical Limited (ASX:4DX)
19 January 2026

Copyright © 4D Medical Limited 2026
Level 7, Melbourne Connect
700 Swanston Street
Melbourne, Victoria 3053
Australia

www.4dmedical.com

ABN 31 161 684 831