ROX RESOURCES

ASX: RXL

Building the Youanmi Gold Project

Robust. Grade. Margin. Upside.

Euroz Hartleys Rottnest Island | March 2026

Important Information and Disclaimer

Important - you must read the following before continuing

The following notices and disclaimers apply to this presentation and you are therefore advised to read this carefully before reading or making any other use of this presentation or any information contained in this presentation. This presentation has been authorised for release to the Australian Securities Exchange ("ASX") by the Board of directors of Rox (“Board”).

This presentation may not be distributed in any jurisdiction except in accordance with the legal requirements applicable in such jurisdiction. Recipients should inform themselves of the restrictions that apply in their own jurisdiction. A failure to do so may result in a violation of securities laws in such jurisdiction.

Summary information

This presentation contains general and background information about Rox's activities current at the date of this presentation (unless otherwise indicated). The information in this presentation is in summary form and does not purport to be complete nor does it contain all the information in relation to Rox. It should be read in conjunction with Rox's other periodic and continuous disclosure announcements lodged with the ASX at www.asx.com.au. Recipients should conduct their own investigations and perform their own analysis in order to satisfy themselves as to the accuracy and completeness of the information, statements and opinions contained in this presentation.

Not an Offer

This presentation is for information purposes only. Neither this presentation nor the information contained in it constitutes an offer, invitation, solicitation or recommendation in relation to the purchase or sale of shares in any jurisdiction.

Financial information

All financial information in this presentation is in Australian dollars unless otherwise stated.

Non-IFRS Financial Measures

The Company uses certain financial measures to assess how the Project is projected to perform. These financial measures, such as net present value (NPV) and internal rate of return (IRR) (collectively referred to as Non-IFRS Financial Measures) are not recognised under International Financial Reporting Standards (IFRS).

The Company considers the Non-IFRS Financial Measures provide useful information about the estimated financial forecasts derived from the DFS, however, they should not be considered in isolation or as a substitute for measures of performance or cash flow prepared in accordance with IFRS.

Since the financial forecasts and economic discussion in this announcement are not based on IFRS, they do not have standardised definitions and the way these measures have been derived may not be comparable to similarly titled measures used by other companies. Investors should therefore not place undue reliance on these Non-IFRS Financial Measures.

Not investment advice

This presentation does not constitute investment advice and has been prepared without taking into account the recipient's investment objectives, financial circumstances or particular needs and the opinions and recommendations in this presentation are not intended to represent recommendations of particular investments to particular persons. Recipients should seek professional advice when deciding if an investment is appropriate. All securities transactions involve risks, which include, amongst others, the risk of adverse or unanticipated market, financial or political developments.

No Liability

To the maximum extent permitted by law, Rox and its related bodies corporate and affiliates, and the respective officers, directors, partners, employees, agents and advisers of Rox and its related bodies corporate and affiliates: (i) disclaim all responsibility and liability (including, without limitation, any liability arising from fault, negligence or negligent misstatement) for any loss, expense, damage or cost arising from this presentation or reliance on anything contained in or omitted from it or otherwise arising in connection with this presentation; (ii) disclaim any obligations or undertaking to release any updates or revision to the information in this presentation to reflect any change in expectations or assumption; and (iii) do not make any representation or warranty, express or implied, as to the accuracy, reliability, completeness of the information in this presentation or that this presentation contains all material information about Rox or that a prospective investor or purchaser may require in evaluating a possible investment in Rox or acquisition of shares in Rox, or likelihood of fulfilment of any forward-looking statement or any event or results expressed or implied in any forward-looking statement.

No party other than Rox has authorised or caused the issue of this presentation, or takes any responsibility for, or makes any statements, representations or undertakings in this presentation.

Forward-Looking Statements

This presentation may include forward-looking statements. Forward-looking statements include, but are not limited to, statements preceded by words such as “planned”, “expected”, “projected”, “estimated”, “may”, “scheduled”, “intends”, “anticipates”, “believes”, “potential”, “could”, “likely”, “nominal”, “conceptual”, “propose”, “will”, “forecast”, “estimate”, and similar expressions. Forward-looking statements are only predictions and are subject to risks, uncertainties and assumptions which are outside the control of Rox. Neither the Company, its officers nor any other person gives any warranty, representation, assurance or guarantee that the events or other matters expressed or implied in this presentation (including the forward-looking statements) will actually occur. Actual values, results or events may be materially different to those expressed or implied in this presentation. Given these uncertainties, recipients are cautioned not to place reliance on forward-looking statements.

Any forward-looking statement in this presentation speak only at the date of issue of this presentation. Subject to any continuing obligations under applicable law and the ASX Listing Rules, Rox does not undertake any obligation to update or revise any information or any of the forward-looking statements in this presentation or any changes in events, conditions or circumstances on which any such forward-looking statement is based.

Important Information and Disclaimer

Production Target

The Production Target (and forecast financial information derived from the Production Target) referred to in this announcement is underpinned by Indicated Mineral Resources of approximately 80% and Inferred Mineral Resources of approximately 20% over the DFS mine period. The first four years of the Production Target is underpinned by approximately 89% Indicated Mineral Resources with 11% classified as Inferred Mineral Resources. The total Life of Mine Production Target includes 20% Inferred Resources ounces, 5% Indicated Resource ounces outside of Reserve and the remaining 75% is underpinned by Probable Ore Reserves. There is a low level of geological confidence associated with Inferred Mineral Resources and there is no certainty that further exploration work will result in the determination of Indicated Mineral Resources or that the Production Target itself (or the forecast financial information) will be realised.

Competent Person Statements

Exploration Results

The information in this report that relates to Exploration Results is based on information compiled and reviewed by Andrew Shaw-Stuart a Competent Person who is a Fellow Member of the Australian Institute of Geoscientists (AIG), Exploration Manager at Rox Resources and holds performance rights and shares in the Company. Mr Shaw-Stuart has sufficient experience that is relevant to the style of mineralisation and type of deposit under consideration and to the activity which he is undertaking to qualify as a Competent Person as defined in the 2012 Edition of the 'Australian Code for Reporting of Exploration Results, Mineral Resources and Ore Reserves'. Mr Shaw-Stuart consents to the inclusion in the report of the matters based on the information in the form and context in which it appears.

Mineral Resource Statements

The statement of estimates of Mineral Resources for the Youanmi Gold Project in this presentation was reported by Rox in accordance with ASX Listing Rule 5.8 and the JORC Code (2012 edition) in the announcement "Underground Resource Increased to 2.1Moz" released to the ASX on 21 July 2025, and for which the consent of the Competent Person Mr Steve Le Brun was obtained. A copy of that announcement is available at www.asx.com.au. Mr Le Brun is the Principal Resource Geologist for the Company and holds performance rights and shares in the Company. Rox confirms it is not aware of any new information or data that materially affects the Mineral Resources estimates information included in that market announcement and that all material assumptions and technical parameters underpinning the Mineral Resources estimates in that announcement continue to apply and have not materially changed. Rox confirms that the form and context in which the Competent Person's findings are presented have not been materially modified from that market announcement.

Metallurgical Results

The information in this presentation that relates to metallurgical results is based on information compiled and reviewed by Mr Michael Davis a Competent Person who is a Fellow of the Australasian Institute of Mining and Metallurgy and a Metallurgist and Director of MineScope Services Pty Ltd. Mr Davis has sufficient experience relevant to the style of mineralisation and type of deposit under consideration and to the activity which he has undertaken to qualify as a Competent Person as defined in the 2012 Edition of the 'Australasian Code for Reporting of Exploration Results, Mineral Resources and Ore Reserves'. Mr Davis consents to the inclusion in the report of the matters based on his information in the form and context in which it appears.

Ore Reserve Estimate

The statement of estimates of Ore Reserves for the Youanmi Gold Project in this presentation was reported by Rox in accordance with ASX Listing Rule 5.9 and the JORC Code (2012 edition) in the announcement "Youanmi Gold Project Definitive Feasibility Study" released to the ASX on 13 November 2025, and for which the consent of the Competent Person Mr Daniel Marchesi was obtained. A copy of that announcement is available at www.asx.com.au. Mr Marchesi is the General Manager - Studies for the Company and holds performance rights and shares in the Company. Rox confirms it is not aware of any new information or data that materially affects the Ore Reserves estimates information included in that market announcement and that all material assumptions and technical parameters underpinning the Ore Reserves estimates in that announcement continue to apply and have not materially changed. Rox confirms that the form and context in which the Competent Person's findings are presented have not been materially modified from that market announcement.

Definitive-Feasibility Study

The information in this presentation that relates to the Production Target and Definitive Feasibility Study for the Youanmi Gold Project was reported by Rox in accordance with ASX Listing Rules and the JORC Code (2012 edition) in the announcement "Youanmi Gold Project Definitive Feasibility Study" released to the ASX on 13 November 2025, and for which the consent of the Competent Person Mr Daniel Marchesi was obtained. A copy of that announcement is available at www.asx.com.au. Mr Marchesi is the General Manager - Studies for the Company and holds performance rights and shares in the Company. Rox confirms it is not aware of any new information or data that materially affects the information included in that market announcement and that all material assumptions and technical parameters underpinning the production target, and the related forecast financial information derived from the production target in that market announcement continue to apply and have not materially changed. Rox confirms that the form and context in which the Competent Person's findings are presented have not been materially modified from that market announcement.

Flagship - Youanmi Gold Project

- Located in the central Youanmi Greenstone Belt, within the Southern Cross Province of the Archaean Yilgarn Craton
- Situated in Western Australia - globally recognised as Australia's premier gold province
- Planned initial +7 year mine life averaging ~117koz per annum with significant growth potential
- Strong production history with 667koz at 5.42g/t from open pit and underground mining
- Fully funded into production[1]

Notes 1. Refer ASX announcement "Youanmi Fully Funded to Production" dated 9 March 2026

Final Investment Decision Achieved[1]

November 2025 DFS Highlights

Low Cost & High Margin

- Low AISC of A$1,978/oz resulting in a high margin
- Free cash flow of approx. A$2.3 billion pre-tax at gold price of A$5,200/oz
- Free cash flow of approx. A$3.7 billion pre-tax at spot gold price of A$7,000/oz
- Pre-production capital of A$383 million
- Project resilient to gold price decreases

Average 117koz pa Production Profile

- Production profile of ~117 koz pa – 817 koz gold doré
- Produced over an initial 7-year Life Of Mine
- Plant metallurgical recovery of 90.8%
- 1,000 ktpa Plant capacity and 900 ktpa initial Mine Plan
    - Expectation to grow production rates and mine life with further drilling
- Mill to have planned stockpile of 190 kt at ~3.3g/t Au prior to commissioning

Compelling NPV and IRR

- NPV_8 A$1.4 billion and IRR 69% (pre-tax), A$1.0 billion and IRR 55% (post-tax) at the base case of A$5,200/oz
- NPV_8 A$2.4 billion and IRR 102% (pre-tax), A$1.7 billion and IRR 81% (post-tax) at a spot gold price of A$7,000/oz

Fully Funded

- A$218 million equity completed, ~40% of ~A$450 million funding requirement
- Syndicated Facility of A$300 million plus A$20 million Cost Overrun Facility and A$30 million Contingent Liability Facility committed by 4 tier one banks
- **Positive Final Investment Decision achieved 16 March 2026**

High-Grade Reserve and Resource

- Probable Ore Reserve Estimate of 4.4 Mt @ 4.8 g/t Au for 674 koz
- Mine plan of 5.7 Mt @ 4.9 g/t Au for 900 koz
- Mineral Resource of 12.1 Mt @ 5.6 g/t Au for 2,170 koz

1. Refer to ASX announcement titled and dated "Final Investment Decision approved for Youanmi" 17 March 2026

Mine Plan Growth Opportunities

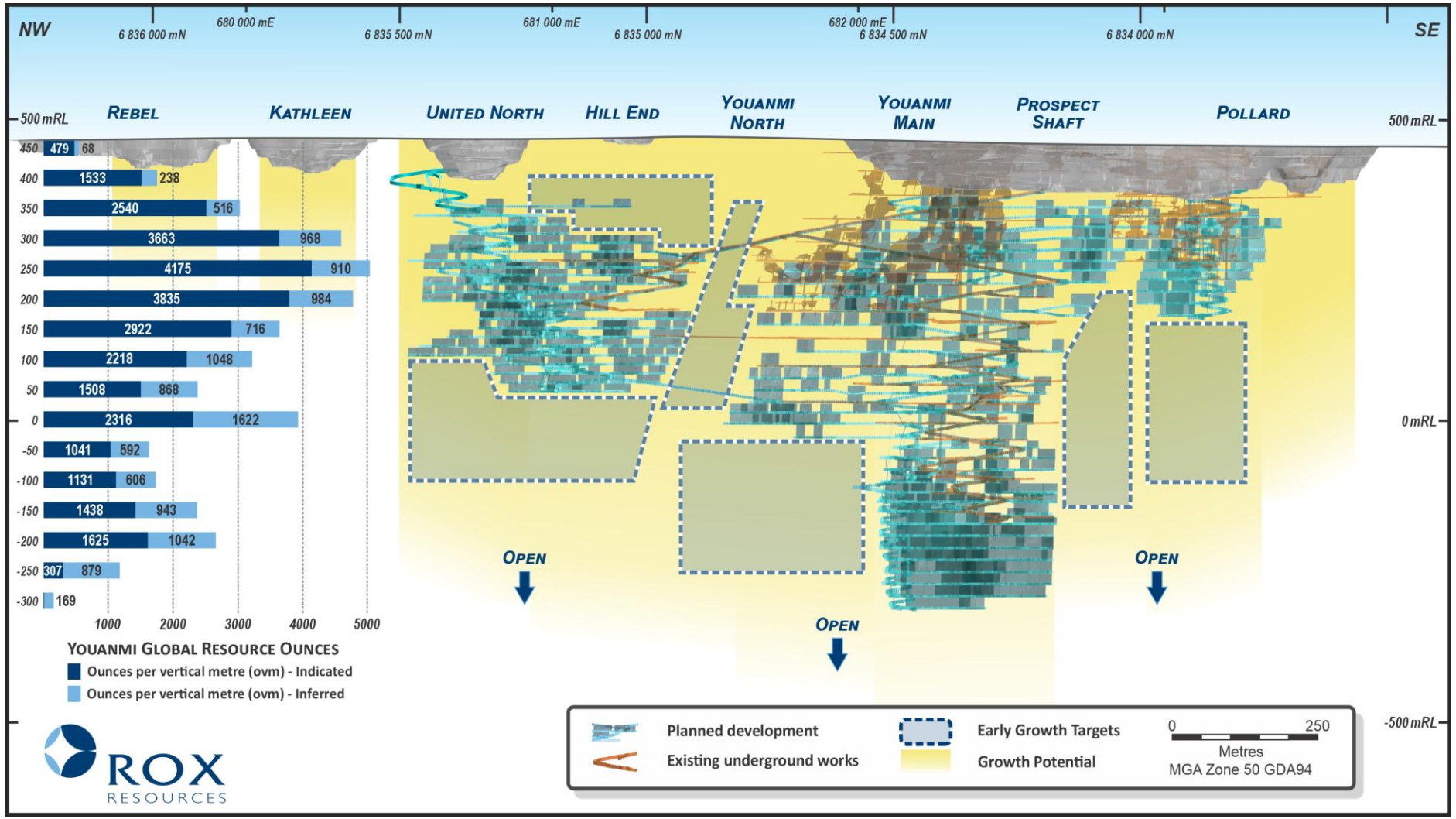

- **Base Mine Plan is the starting point**
- Opportunities to unlock more potential in the Mine Plan with further planned drilling along strike and down dip
- Top 300 metres of the Resource has greater than 4,000 ounces per vertical metre
- Significant opportunity to increase mining production rate and extend the life of mine

Developing the Youanmi Gold Project

United North Decline commenced in November 2025

Camp expansion well advanced

Main pit dewatering > 90% complete

Processing

Simple flowsheet to produce gold doré averaging 117koz per annum – recoveries estimated at 90.8%, with extra plant capacity

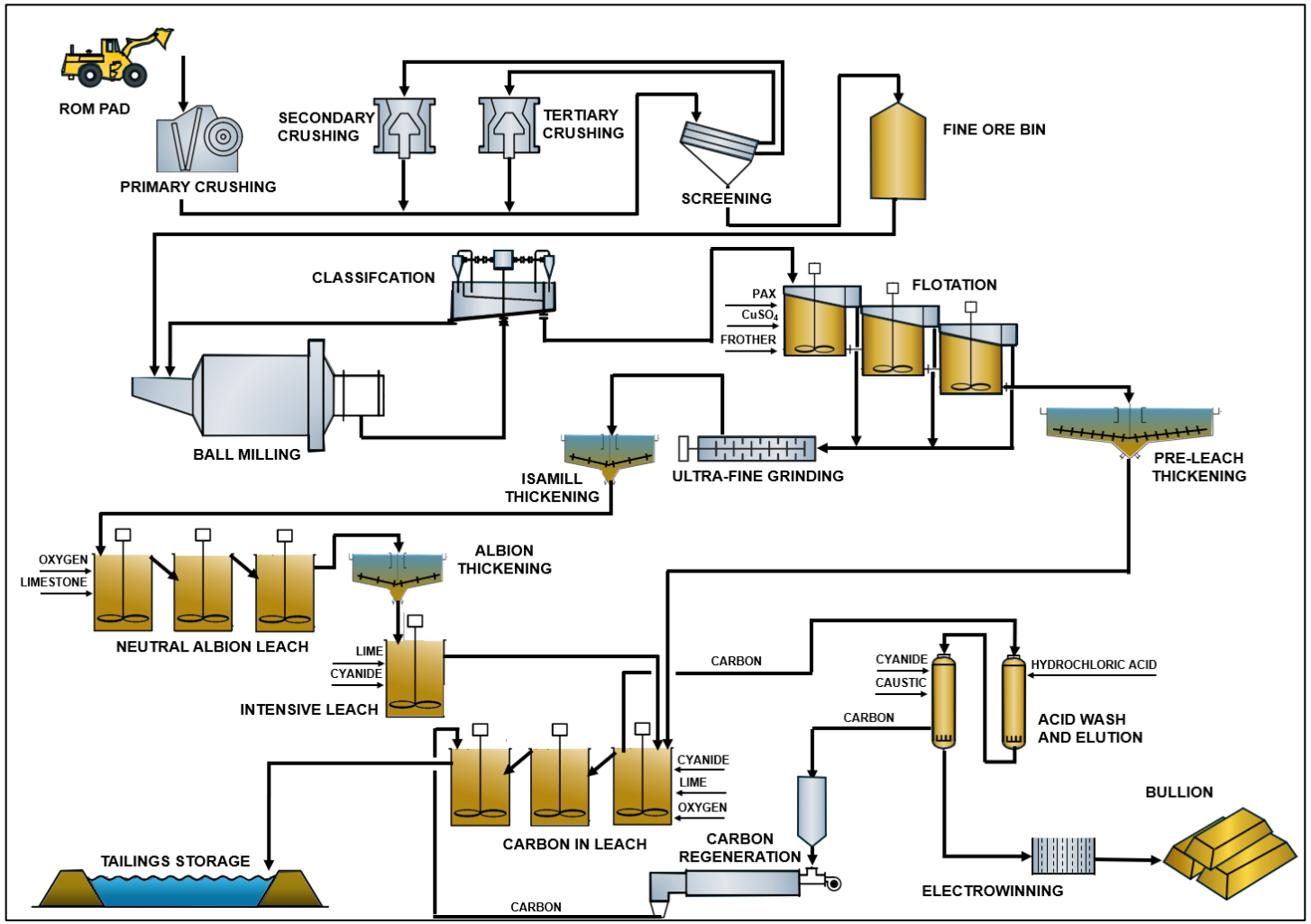

Understood Metallurgy, Simple Flowsheet

92% of gold associated with sulphides, 60% of gold classified as free milling

Sulphide combination of Pyrite and Arsenopyrite

- Gold associated with pyrite mostly recovered with Ultrafine Grind
- Gold on boundaries of Arsenopyrite, partial oxidation required

Comminution (BWi)

- 16 kwh/t, only slightly abrasive, typical 3 stage crush, ball mill to P_{80} 75 µm

Flotation

- Average 91.6% total gold recovery to concentrate
- Mass pull only ~9% (of the feed, this is the amount to concentrate)

Albion Oxidation – the concentrate

- IsaMill ultrafine grind to P_{80} 12 µm
- Recovery of gold from Albion Oxidation of 94.0%

Cyanide Leach

- Conventional leach to recover the gold from the flotation tails and the oxidised concentrate to deliver 90.8% overall recovery

Gold bars poured onsite

Exploration Potential

>60km strike on Youanmi Shear Zone

- Very little drilling outside the existing mine areas of Youanmi and Penny West
- Recent Aeromagnetic survey data processed and target generation underway
- Successful Exploration Incentive Scheme (EIS) co-funding application for southern end of Youanmi
- H1 CY 2026 drill programs to focus on:
  - Infill drilling upper levels of mine plan
    - Surface initially (phase one complete) then Underground
  - Connemarra – Commonwealth underway
    - Previous small-scale high-grade mine
  - Hope Prospect
    - North along the main shear, potential high-grade target
  - South of Youanmi main(EIS)
    - Between the main shear and Pollard

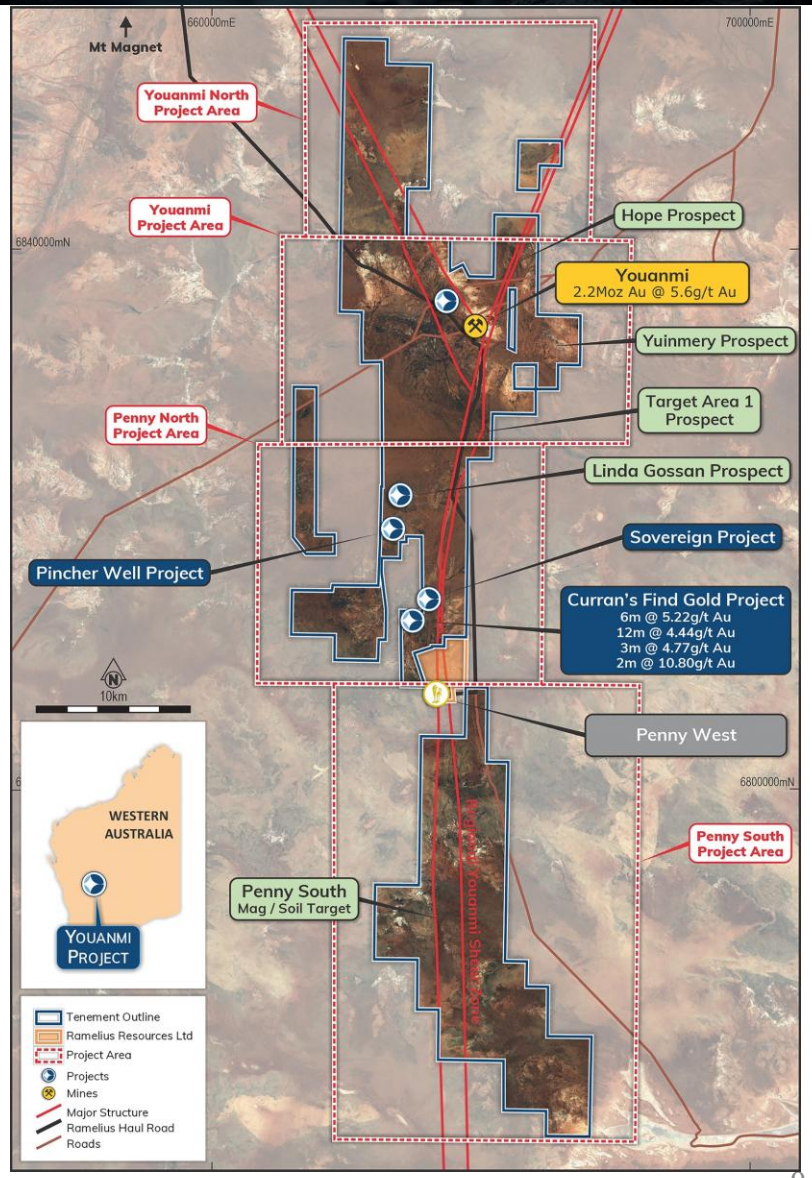

Pathway to Production

ASX: RXL

		CY25	CY26				CY27			
		Q4	Q1	Q2	Q3	Q4	Q1	Q2	Q3	Q4
Key Project Milestones	Deliverables	DFS	Funding and FID	Mill construction and commissioning					First gold	Operating
Growth	Resource extensional drilling				Extensional drilling - From Surface and underground					
	Exploration drilling				Exploration drilling - From Surface					
Development	Resource definition drilling			Resource definition drilling - From Underground						
	Approvals	MDCP Plant & Tails								
		Works Approvals								
	Camp Construction	Phase 1 60 Rooms	Phase 2 - 240 Rooms and Dry Mess							
	Design		Plant Engineering Drawings and Early Component Orders							
	Mill Construction			Processing Plant Ground Works	Processing Plant Construction					
	Related Infrastructure Construction					Construction of Tailings Storage Facility, Power Station, Oxygen Facility				
	Dewatering	Main pit and start of Youanmi UG								
	Underground Mining		United North Decline	Commence Pollard Decline, Rehab of Main Decline, building to Steady Production - Build +180kt Stockpile						

Team. Vision. Mission.

Board of Directors

Stephen Dennis
Non-Executive Chair

Phillip Wilding
Managing Director & CEO

Alan Rule
Non-Executive Director

Nathan Stoitis
Non-Executive Director

David Boyd
Non-Executive Director

Experienced team with proven record in developing Australian gold mines

Vision to deliver sustainable and superior value for our shareholders, employees and communities

Management

Greg Hoskins
CFO & Company Secretary

Oliver Keene
General Manager - Operations

Daniel Marchesi
General Manager - Studies

Jonathan Streeter
General Manager - Geology

Andrew Shaw-Stuart
Exploration Manager

Next Steps

Continue Site Establishment

- Continue with phase 2 – 4 camp construction (240 rooms plus new dry mess)
- Advance United North decline development, commence ore stockpiling
- Complete dewatering of Youanmi Main Pit, transition to underground dewatering and development
- Surface drilling underway

Continue with Regulatory Approvals

- Continue necessary approvals documentation with the appropriate regulatory authorities to allow for commencement of construction and operations activities
    - **MDCP for processing plant and associated works APPROVED – allows construction to commence**
    - Works Approval Lodged end of January, expected Q2 CY2026

Commence Building Processing Plant and Associated Infrastructure

- Detailed engineering on the processing plant to enable earthworks and construction activities well advanced
- Engaged Interquip for EPC contract, ordered long lead mill items
- Bulk earthworks to commence in early Q2 CY2026

Positive Final Investment Decision Achieved

- Finalise debt facility documentation, close out Conditions Precedent to drawdown
- **Fully funded to develop the Youanmi Gold Project into production**

Corporate Information

Capital structure (13 March 2026)

Shares on Issue	1,388m
Share Price	A$0.505
Market Capitalisation	A$701m
Performance Rights	31.9m
Cash and cash equivalents[1]	A$232m

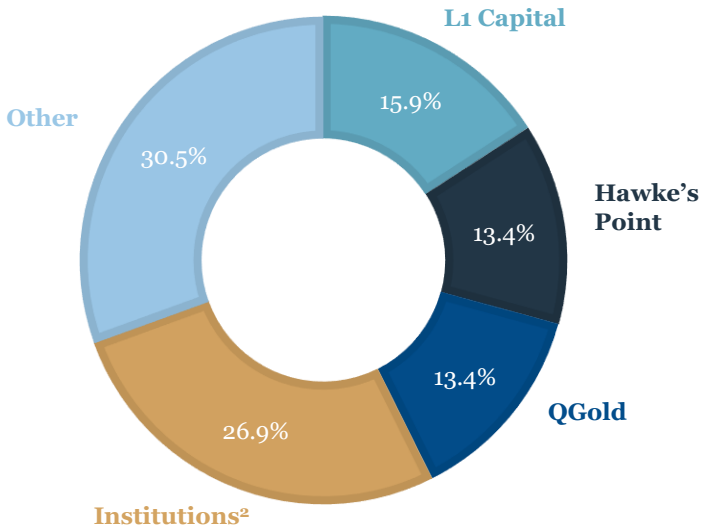

Analyst Coverage

EUROZ HARTLEYS

cg/ Canaccord Genuity

PETRA CAPITAL

Notes 1. Cash balance as at 31 Dec 2025 (refer ASX announcement "Quarterly Activities/Appendix 5B Cash Flow Report" dated 23 Jan 2026 2. Institutions calculated as at 9 Jan 2026

Investment Highlights

High-Grade Resource

- High-Grade Ore Reserve declared 674koz @ 4.8 g/t
- Initial Mine Plan of 900koz @ 4.9 g/t
- Mineral Resource of 2.2Moz @ 5.6 g/t

Resource Growth to increase scale

- Mineral Resource open down dip and along strike
- Drilling planned in early CY2026 from underground
- Potential to increase production rate and mine life

Compelling DFS Financials

- NPV_8 A$1.4 billion and IRR 69% (pre-tax), A$1.0 billion and IRR 55% (post-tax) at the base case of A$5,200/oz
- NPV_8 A$2.4 billion and IRR 102% (pre-tax), A$1.7 billion and IRR 81% (post-tax) at a spot gold price of A$7,000/oz

Re-rate potential

- Strong re-rate potential as the Youanmi Gold Project now moves to development and construction
- Equity funding complete, debt committed by Tier 1 banks

ROX RESOURCES

ASX: RXL

Thank You

Level 1, 87 Colin Street, West Perth, Western Australia 6005

www.roxresources.com.au

+ 61 (8) 9226 0044

admin@roxresources.com.au

rox-resources

Key Study Outcomes at A$5,200/oz Au

Key Physicals Targets and Assumptions		
Life Of Mine[1]	years	6.8
Plant Throughput	ktpa	900
Mine Production		
Lateral Development	metres	61,246
Material Mined	kt	5,693
Mined Au Grade	g/t	4.9
Au Ounces Contained	koz	900
Processing Physicals		
Material Processed	kt	5,693
Au Grade	g/t	4.9
Au Ounces Contained	koz	900
Overall Plant Recovery	%	90.8
Gold Production Target	**koz**	**817**

Capital Costs		
Pre-production Capital	A$m	383
Sustaining Capital	A$m	172
Total	**A$m**	**554**

Operating Costs		
Mining Costs	A$/oz	904
Processing Costs	A$/oz	593
Site G&A	A$/oz	93
C1 Cash Cost	**A$/oz**	**1,590**
Royalty Payments	A$/oz	179
Sustaining Capital	A$/oz	209
Total AISC	**A$/oz**	**1,978**

Key Financial Forecasts and Assumptions		
Gold Price	**A$/oz**	**5,200**
Discount Rate	%	8
Project Valuation		
EBITDA	**A$m**	**2,707**
Free Cash Flow (undiscounted and pre-tax)	**A$m**	**2,251**
Project NPV_8 (unleveraged and pre-tax)	**A$m**	**1,433**
Project NPV_8 (leveraged and post-tax)	**A$m**	**965**
Project IRR (unleveraged and pre-tax)	**%**	**69**
Project IRR (leveraged and post-tax)	**%**	**55**
Payback Period[1] (unleveraged and pre-tax)	**Years**	**1.6**
Payback Period[1] (leveraged and post-tax)	**Years**	**1.9**
NPV_8 / Pre-prod. Cap. (unleveraged and pre-tax)	**ratio**	**3.7**

1. Post construction

Low All-In Sustaining Cost and Capital

LOM C1 Cash Cost and AISC Breakdown[1]

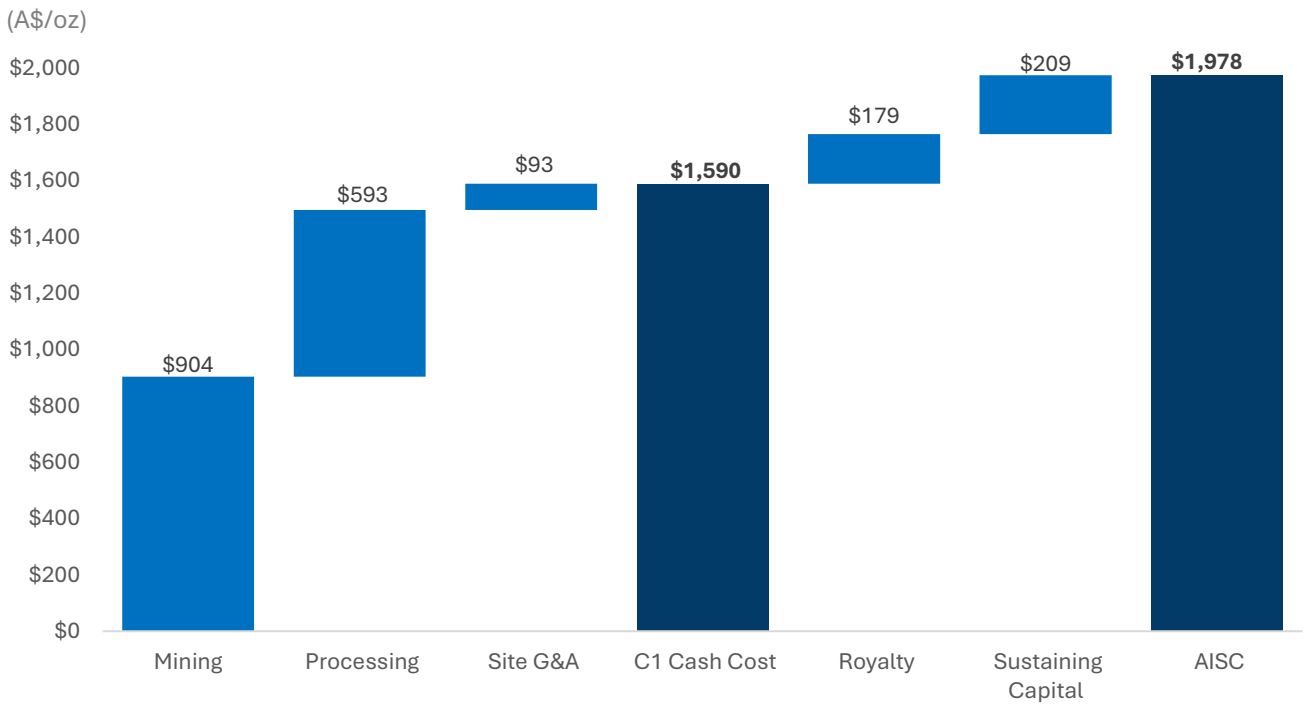

Pre-Production Capital Costs	A$m
Processing Facilities	217
Site Infrastructure	17
Underground Mining	28
Tailings Storage Facility	12
Water Management	2
Capitalised Operating Costs	60
Other	32
Contingency[2]	15
Total Pre-Production Costs	**383**
Sustaining Capital – Life Of Mine	
Underground	121
Other	51
Total Sustaining Capital	**172**

Note:

1. *C1 cash cost and AISC are calculated based on gold produced . C1 cash cost includes mining, processing, administration, and accounting adjustments for stockpile movements, and is calculated based on gold produced post construction and commissioning. All-In Sustaining Cost (AISC) per ounce payable includes C1 cash cost, royalties and sustaining capital calculated based on gold produced post construction and commissioning. It does not include corporate cost, exploration cost and non-sustaining capital.*
2. *Contingency has not been applied to underground mining costs as these have come from direct pricing schedules based on a detailed mine design.*

Mining Profile

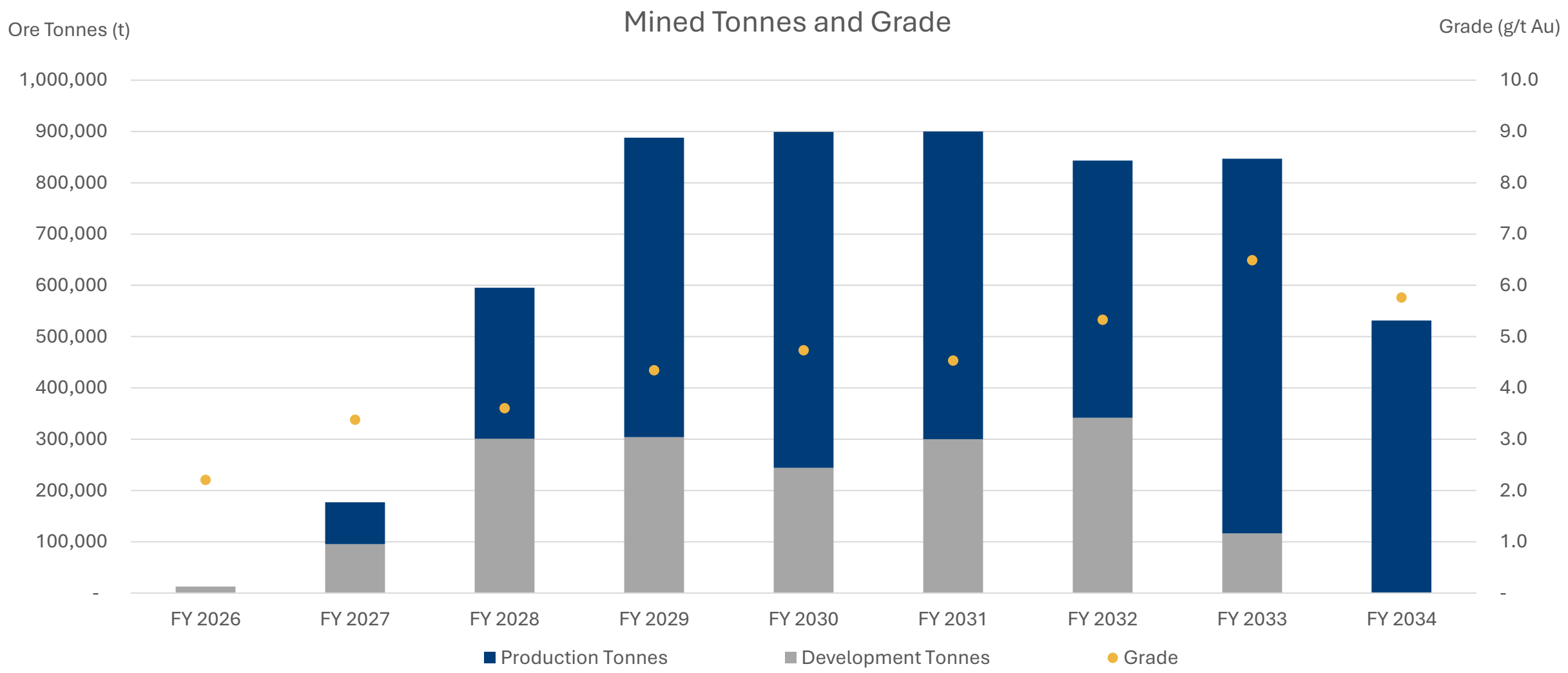

Production Target

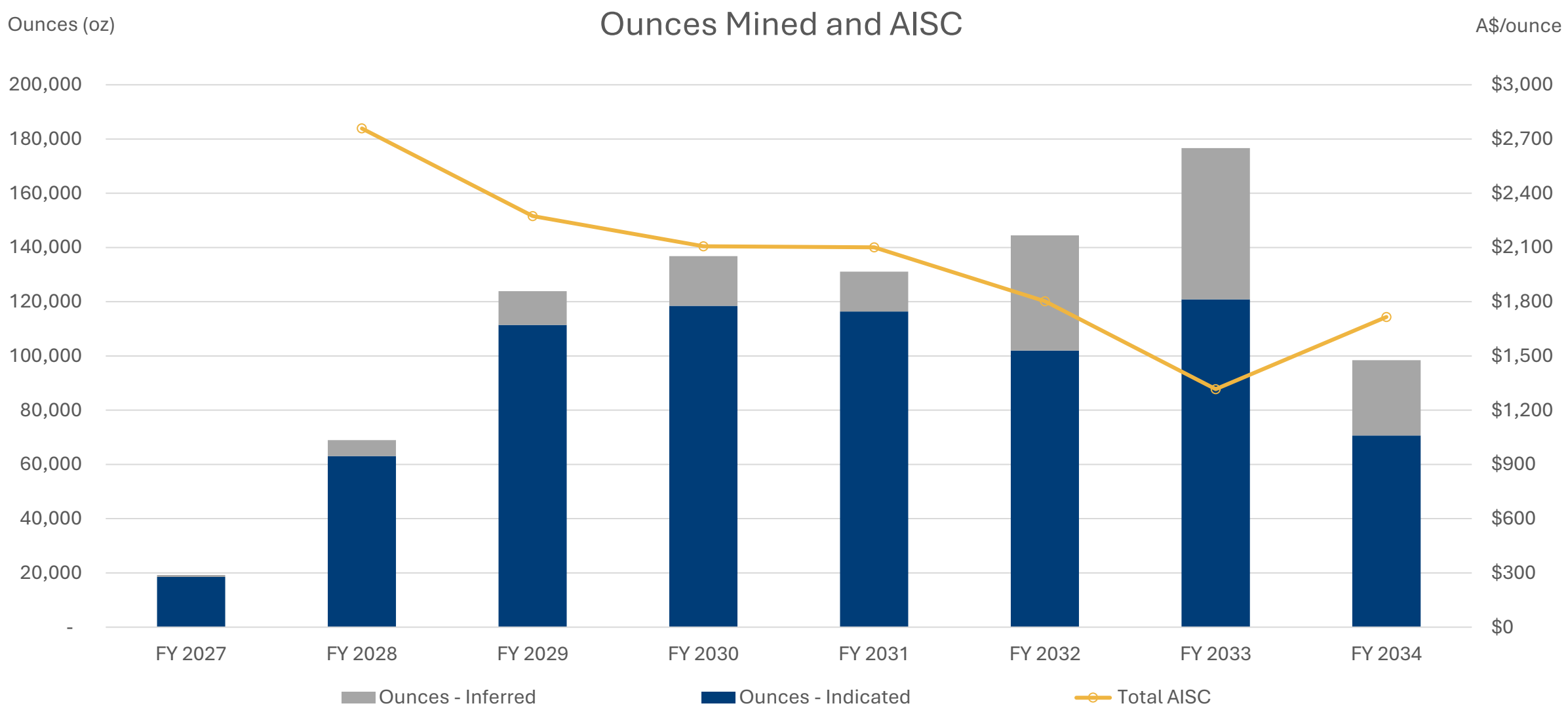

Notes:
Ounces mined includes the pre-production and commissioning period and AISC is calculated post pre-production and commissioning period.

High-Grade Ore Reserve

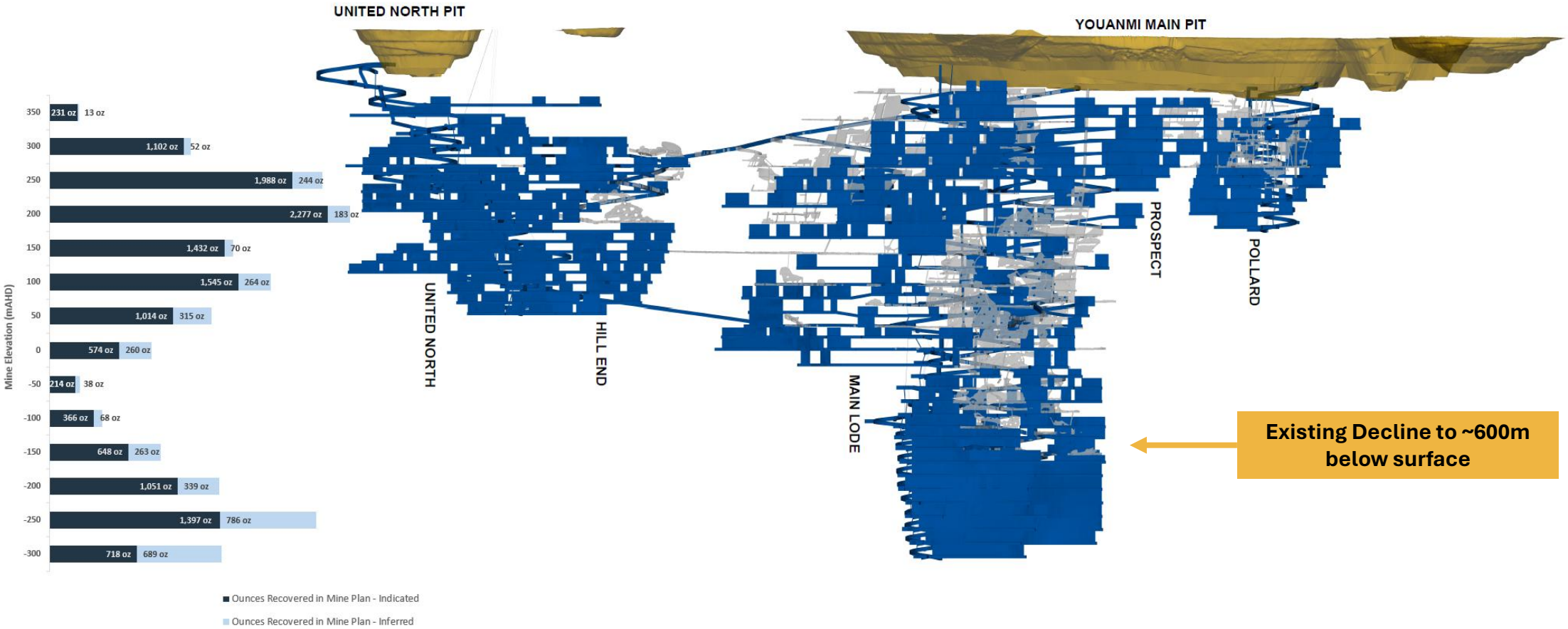

Ore Reserve	Tonnes (Mt)	Grade (g/t Au)	Contained Ounces (koz)
Proved Underground Ore Reserve	-	-	-
Probable Underground Ore Reserve	4.4	4.8	674
Total Underground Ore Reserve	**4.4**	**4.8**	**674**

Plan View and United North Section

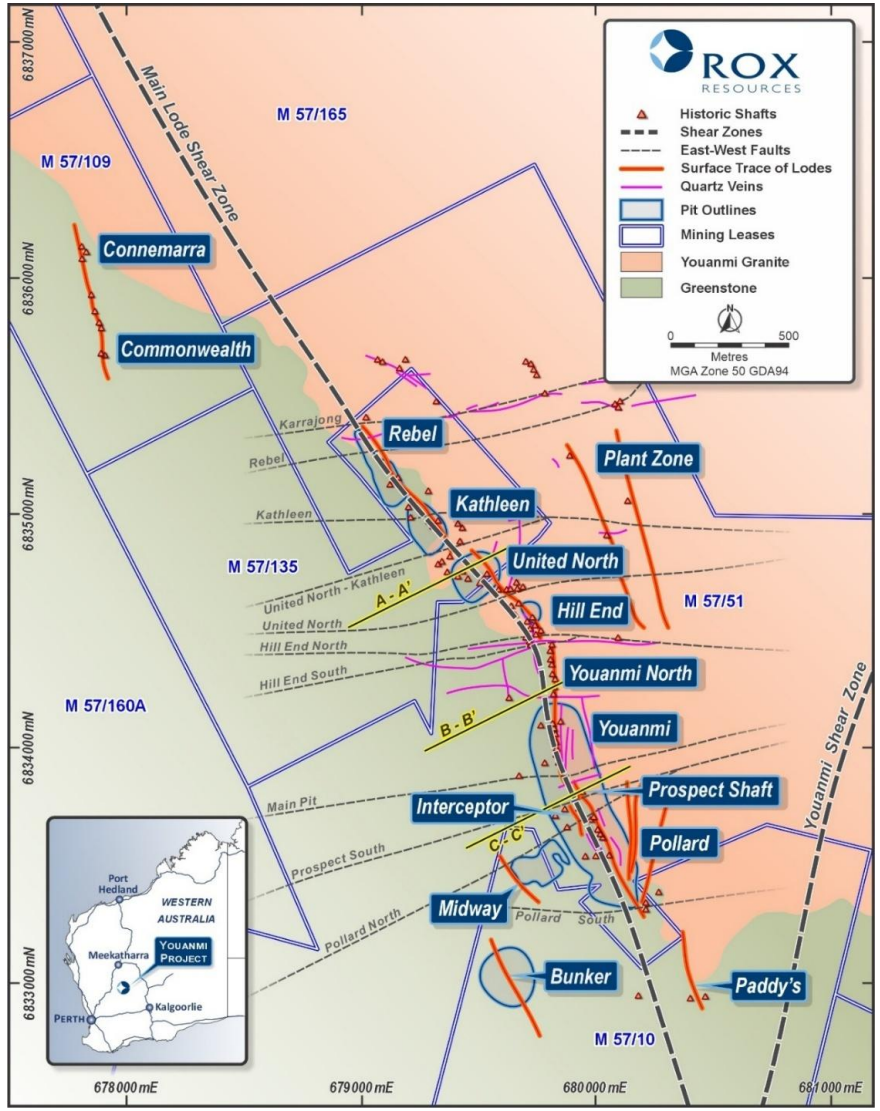

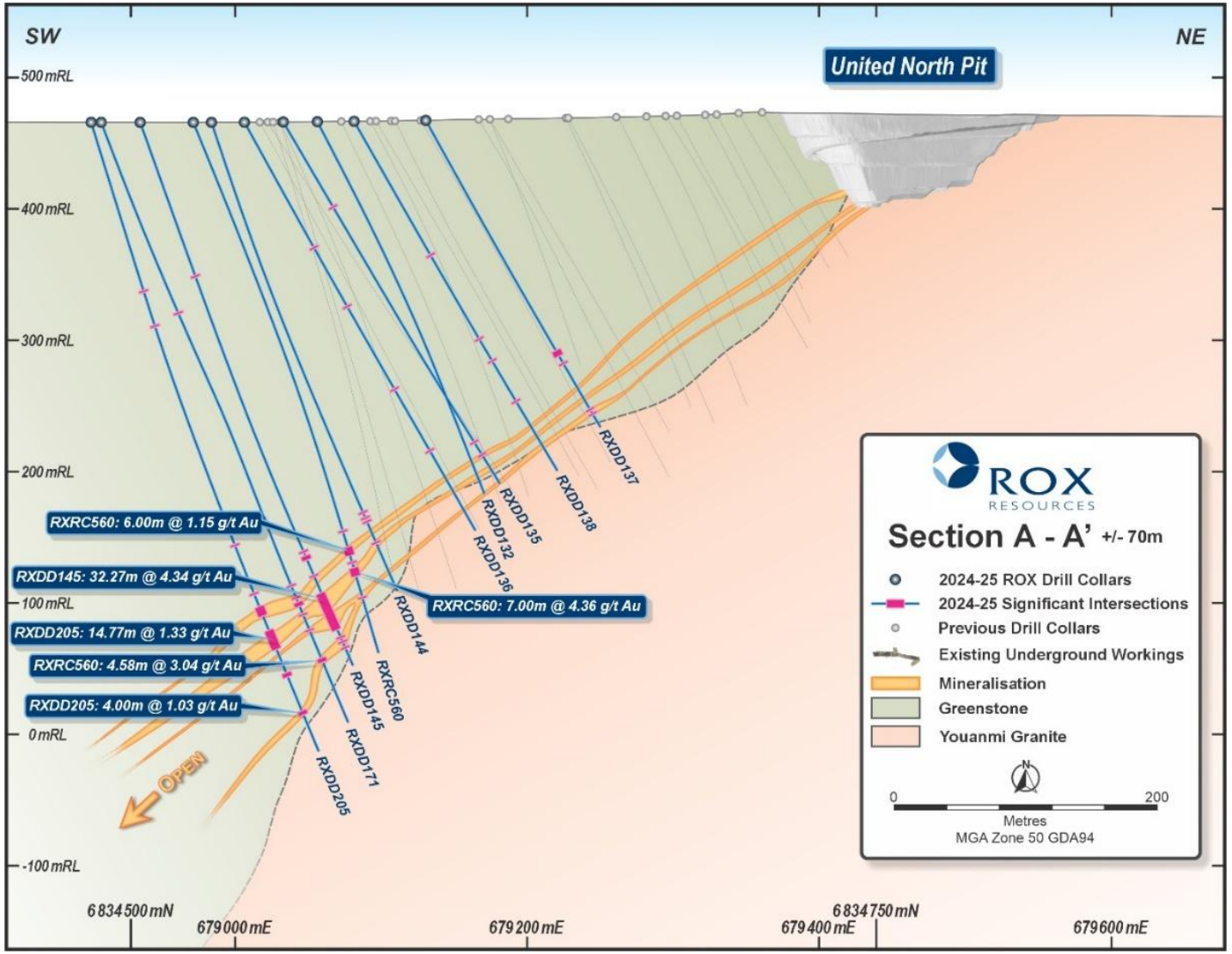
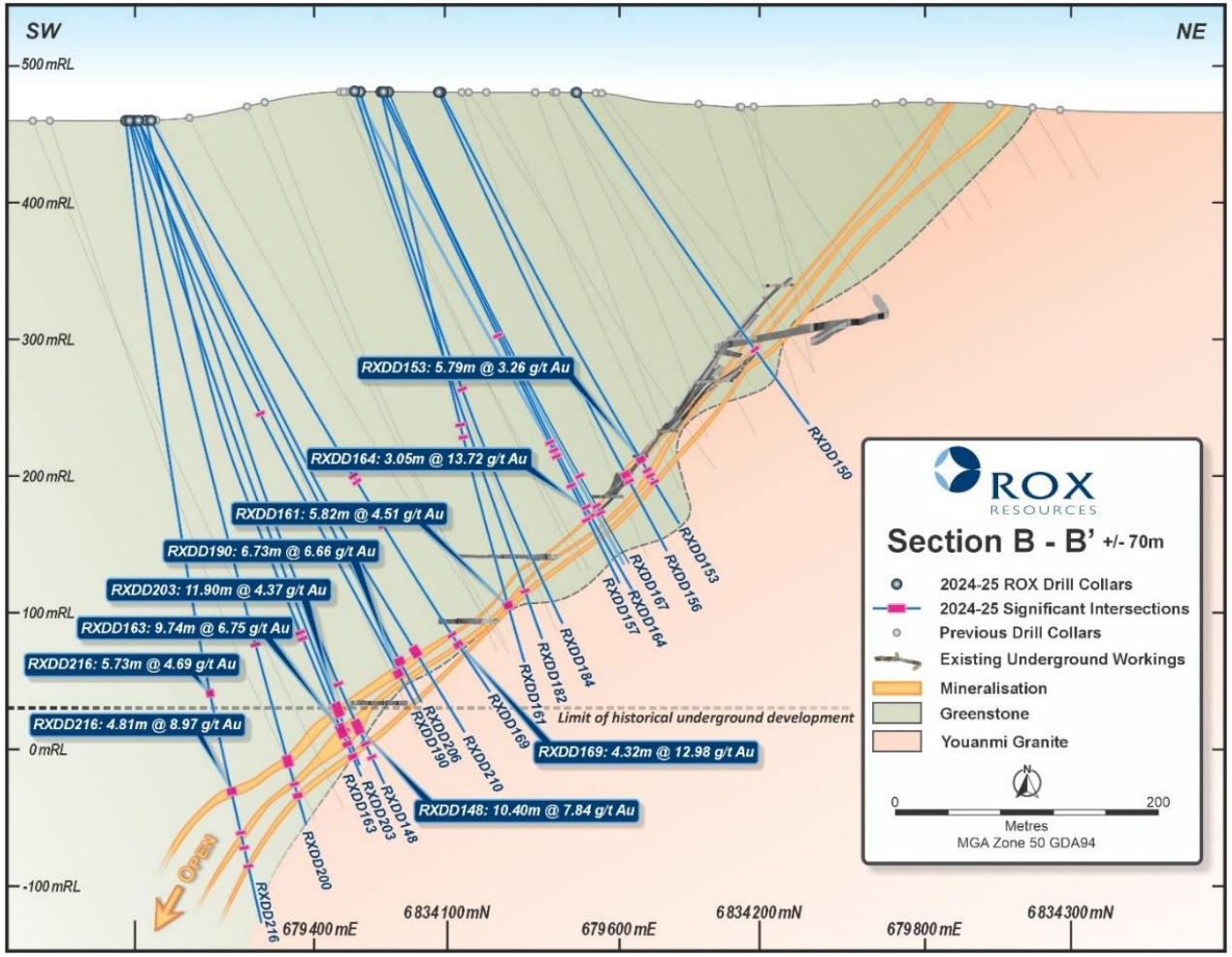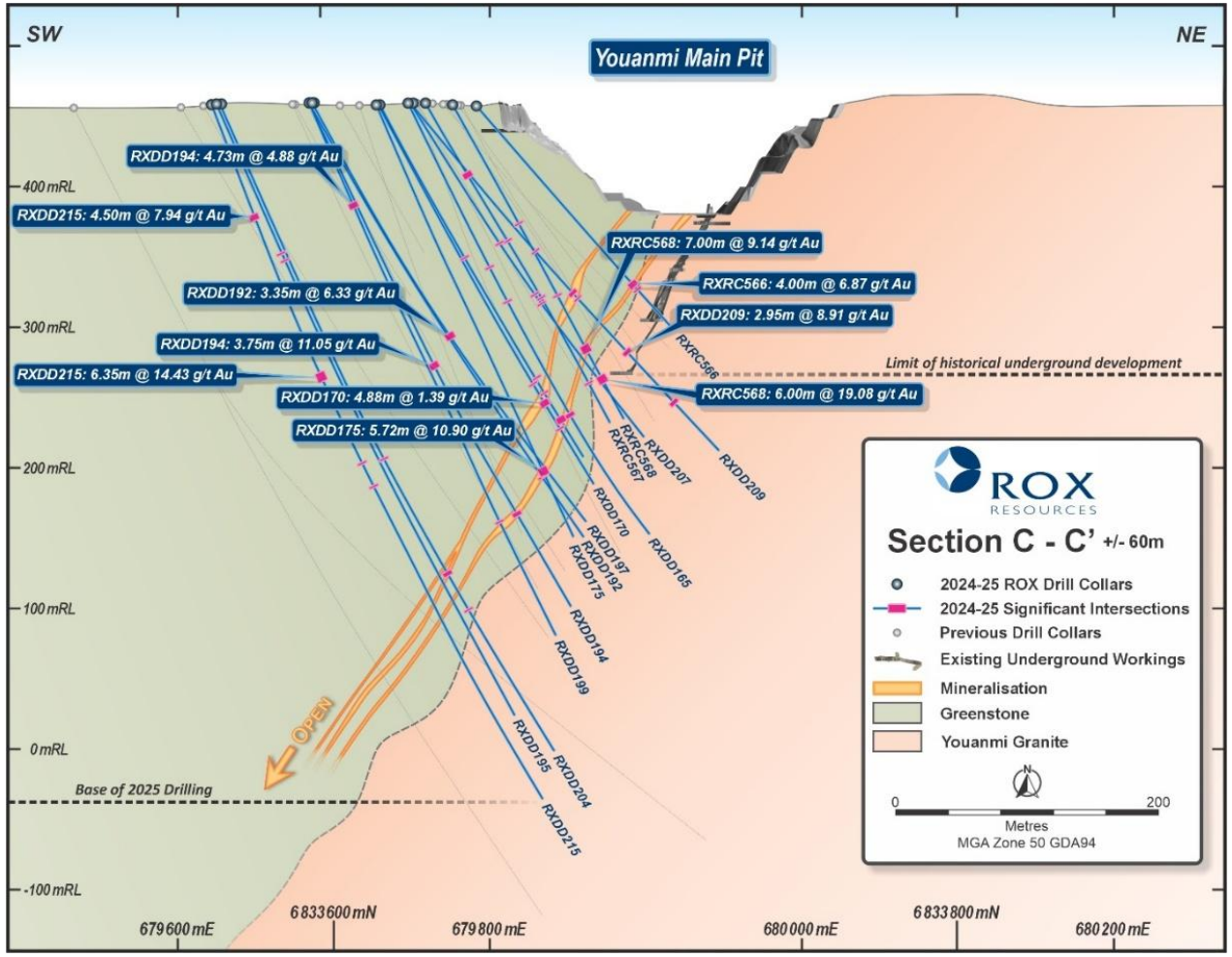
Sections Youanmi Main (Nth) and Prospect