

**CONTINUED OPERATIONAL EXCELLENCE DELIVERS
STRONG, RELIABLE CASH GENERATION****OPERATIONS**

- Lost Time Injury Frequency Rate (LTIFR 12MMA) was 0.32 per million hours.
- Gold production of 90.6koz at an AISC of \$2,807/oz
 - Duketon: 57.5koz gold produced at an AISC of \$3,139/oz.
 - Tropicana: 33.1koz gold produced at an AISC of \$2,140/oz.

FINANCIAL AND CORPORATE

- Gold sales for the quarter of 89.1koz totalled \$622M at an average realised price of \$6,977/oz.
- Operating cash flow for the quarter of \$422M: Duketon: \$263M and Tropicana: \$159M.
- Cash and bullion at 31 March 2026 was \$1.13B, increasing over the quarter by \$198M, after the payment of \$92M in tax, and investing \$123M on capital expenditure and \$7M on McPhillamys.
- Growth capital guidance has been increased to \$240-\$255M, with over performance of the mining fleet at Buckwell and the increase in diesel price key drivers.
- Post quarter end, Regis paid its fully franked interim dividend of 15cps, totalling \$114M.

GROWTH

- Contained ounces in yesterday's Group Mineral Resources update grew 10% YoY (above depletion) to 209Mt at 1.2g/t for 8,280koz.
- Group Mineral Reserves increased ~20% YoY (above depletion), to 49Mt at 1.2g/t for 1,965koz.

Regis Resources' (**ASX: RRL, "Regis" or "the Company"**) Managing Director and CEO, Jim Beyer, said: "The March quarter delivered another period of consistent performance across Duketon and Tropicana, with both operations performing in line with forecasts ensuring the business continues to generate strong cash flow in the current gold price environment.

We safely produced 90.6koz while maintaining cost discipline for an AISC of \$2,807/oz. While the recent spike in diesel price is impacting our costs, if the current prices stay steady, we will still expect to come within guidance.

Our teams continued to advance the underground growth pipeline at both Duketon and Tropicana, with development progressing at Rosemont Stage 3 and the Havana Underground while Garden Well Main reached commercial production during the quarter. Medium and long term value continues to be generated with the consistent growth in our Mineral Resources and Ore Reserves. These increases deliver operational life extension through further gold production, delivering clear value growth for our shareholders.

The strength of our operating performance and balance sheet leaves Regis well positioned to continue investing in value accretive growth across the portfolio, while maintaining the financial discipline and flexibility that has always underpinned our approach to capital management. Our cash and bullion balance of \$1.13 Billion at the end of the quarter speaks to this strength, enabling the capital management policy that was announced during the quarter. These benefits are clearly illustrated by the declaration of a 15cps interim dividend, for a total of \$114M, which was paid after quarter end."

Table 1: Physicals and costs by site for the March quarter FY26 (unaudited)

Details	Units	Duketon	Tropicana (30%)	Total Q3 FY26	FY26 YTD
Open pit ore mined	Mt	0.57	0.34	0.91	2.52
Open pit waste mined	Mt	9.17	2.79	11.97	29.82
Stripping ratio	Waste:Ore	16.0	8.3	13.2	11.9
Open pit mined grade	g/t Au	0.80	2.07	1.27	1.24
Underground development	m	3,666	957	4,623	14,447
Underground ore mined	Mt	0.53	0.14	0.67	2.07
Underground mined grade	g/t Au	2.07	2.95	2.26	2.18
Total gold ounces mined	Oz	50,137	35,559	85,697	245,093
Ore processed	Mt	1.95	0.67	2.62	8.24
Head grade	g/t Au	1.02	1.72	1.19	1.17
Recovery	%	90.1	89.9	90.0	89.5
Gold production	Oz	57,514	33,078	90,592	277,509
Gold sold	Oz	59,803	29,330	89,134	271,460
Average price	A\$/oz	6,976	6,978	6,977	6,299
Revenue	A\$M	417.2	204.7	621.9	1,709.9
Mining (net of capitalised costs)	A\$M	60.5	38.7	99.2	301.5
Processing	A\$M	53.3	16.8	70.1	219.0
Administration	A\$M	12.9	6.7	19.6	53.2
Ore inventory adjustments	A\$M	8.9	(9.5)	(0.6)	34.6
Total cash costs	A\$M	135.6	52.7	188.3	608.3
Royalties and other	A\$M	16.0	6.7	22.7	61.2
Sustaining capital	A\$M	28.9	11.4	40.3	108.5
Corporate	A\$M	-	-	3.0	9.0
All-in sustaining costs (AISC¹)	A\$M	180.6	70.8	254.3	787.0
All-in sustaining costs (AISC¹)	A\$/oz	3,139	2,140	2,807	2,836
Exploration	A\$M	-	-	17.1	56.4
McPhillamys	A\$M	-	-	6.6	16.5
Growth capital	A\$M	63.5	2.9	66.4	187.7
Depreciation & amortisation	\$/oz	-	-	823	804

Calculated on an accruals basis and may not match actual cash flows, and totals may not add due to rounding.
Notes: 1) AISC excludes any potential non-cash ore inventory net realisable value adjustments.

HEALTH, SAFETY AND ENVIRONMENT

The 12-month moving average lost time injury frequency rate (LTIFR) slightly reduced to 0.32 at the end of the March quarter. Regis' LTIFR continues to be well below the Western Australian gold industry average as published by the WA Department of Mines, Industry Regulation and Safety.

There were no environmental non-compliances or significant incidents reported during the quarter.

OPERATIONS

Group gold production for the quarter totalled 90.6koz at an All-In Sustaining Cost (AISC) of \$2,807/oz. (Figure 1).

Performance at each production centre:

- Duketon: 57.5koz of gold produced at an AISC of \$3,139/oz (inc. \$155/oz non-cash stockpile drawdown charge); and
- Tropicana: 33.1koz of gold produced at an AISC of \$2,140/oz (inc. \$287/oz non-cash stockpile build-up credit).

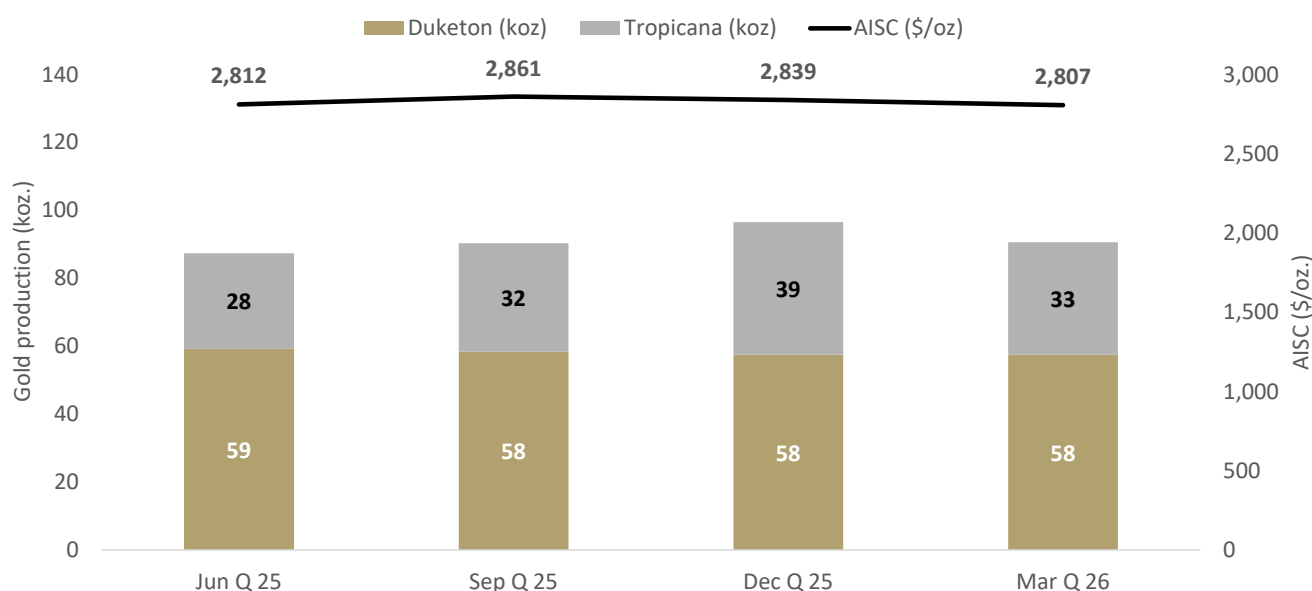


Figure 1: Group gold production and AISC/oz.

Duketon Operations

Operational performance across Duketon was in-line with expectations, with gold production of 57.5koz at an AISC of \$3,139/oz (December quarter: 57.6koz at \$3,151/oz). During the quarter, Duketon AISC included a non-cash charge of \$155/oz related to stockpile inventory movements.

Open pit ore mining continued at King of Creation, Kintyre, Moolart Well Laterites and at Ben Hur, delivering 14.8koz at 0.80g/t (December quarter: 13.6koz at 0.82g/t).

The Garden Well and Rosemont underground mines delivered 35.3koz at 2.07g/t (December quarter: 32.0koz at 1.80g/t).

Total underground development at Duketon was 3,666m (December quarter: 3,896m) with 56% classified as capital development.

The mills processed a total of 1,954kt at 1.02g/t with a metallurgical recovery of 90.1% (December quarter: 2,124kt at 0.94g/t and 89.7% recovery).

Growth capital was \$64M (December quarter: \$51M) related to the development of Garden Well Main and Rosemont Stage 3 undergrounds and at the Kintyre open pit, along with an increase in pre-production expenditure at the Buckingham-Wellington ("Buckwell") open pit as mining activities ramped up following commencement in Q2, increasing the Growth Capital relative to prior quarters.

Pleasingly, pre-production mining at Buckwell has progressed ahead of plan and management has decided to derisk FY27 production by bringing forward some of the Buckwell mining activity currently scheduled for FY27. This is a timing opportunity and will result in an increase in projected FY26 Growth Capital. More detail is provided in the FY26 guidance update.

During the quarter Garden Well Main underground and Kintyre open pit both moved into commercial production. Garden Well Main, which Regis approved for development in mid-2024¹, experienced minor delays, totalling a month, in achieving steady state commercial production. Kintyre also experienced minor delays, associated with managing historical hand mined voids, which have now been fully excavated.

Table 2: Duketon performance for the March quarter FY26

Duketon Physicals (100%)	Units	FY25	FY25	FY26	FY26	FY26
		Mar Q	Jun Q	Sep Q	Dec Q	Mar Q
		Total	Total	Total	Total	Total
Open pit ore mined	Mt	0.65	0.39	0.49	0.52	0.57
Open pit waste mined	Mt	3.72	4.47	3.64	6.52	9.17
Stripping ratio	Waste:Ore	5.7	11.4	7.4	12.6	16.0
Open pit mined grade	g/t Au	1.17	1.36	0.92	0.82	0.80
Underground development	m	3,131	3,060	3,990	3,896	3,666
Underground ore mined	Mt	0.36	0.42	0.52	0.55	0.53
Underground grade mined	g/t Au	2.21	2.06	1.90	1.80	2.07
Total gold ounces mined	Oz	49,697	44,631	46,283	45,661	50,137
Ore milled	Mt	1.87	1.92	2.08	2.12	1.95
Head grade	g/t Au	1.08	1.07	0.99	0.94	1.02
Recovery	%	89.6	89.7	88.3	89.7	90.1
Gold production	Oz	58,087	59,242	58,429	57,557	57,514

Tropicana Operations (at 30%)

Tropicana delivered gold production of 33.1koz at an AISC of \$2,140/oz (December quarter: 39.0koz at \$2,303/oz).

Open pit mines delivered 22.3koz at 2.07g/t (December quarter: 18.8koz at 1.96g/t), in line with expectations.

The underground mines delivered 13.3koz at 2.95g/t (December quarter: 17.4koz at 3.14g/t). Total underground development was 957m (December quarter: 955m) with 63% classified as capital development.

The mill processed 666kt at 1.72g/t with a metallurgical recovery of 89.9% (December quarter: 706kt at 1.91g/t and 89.8% recovery).

Growth capital was \$3M (December quarter: \$5M) as development of the Havana Underground progressed, with the decline development progressing to forecast.

¹ See ASX announcement "Development Approval for Two Underground Mines" date 6 May 2024.

Table 3: Tropicana performance for the March quarter FY26

Tropicana Physicals (at 30%)	Units	FY25	FY25	FY26	FY26	FY26
		Mar Q	Jun Q	Sep Q	Dec Q	Mar Q
		Total	Total	Total	Total	Total
Open pit ore mined	Mt	0.37	0.29	0.31	0.30	0.34
Open pit waste mined	Mt	2.96	3.34	3.71	3.43	2.79
Stripping ratio	Waste:Ore	8.0	11.6	12.2	11.5	8.3
Open pit mined grade	g/t Au	1.19	1.05	1.65	1.96	2.07
Underground development	m	971	971	983	955	957
Underground ore mined	Mt	0.13	0.15	0.15	0.17	0.14
Underground grade mined	g/t Au	3.15	3.00	3.12	3.14	2.95
Total gold ounces mined	Oz	27,373	23,735	31,312	36,140	35,559
Ore milled	Mt	0.66	0.70	0.70	0.71	0.67
Head grade	g/t Au	1.65	1.38	1.57	1.91	1.72
Recovery	%	90.9	90.5	89.7	89.8	89.9
Gold production	Oz	31,580	28,134	31,932	38,998	33,078

FINANCE AND CORPORATE

Capital Management Policy Announced, Dividend Declared

During the quarter Regis announced its new capital management policy². Regis has a long history of dividend payments (\$585M since 2013) and continues to be committed to providing capital returns to its shareholders by way of dividends and/or share buy backs. The new policy provides a clear structure for returning capital to shareholders, whilst also prudently allocating capital to existing operations, maintaining a strong balance sheet, and funding continued growth.

Regis expects ordinary, semi-annual, dividends to represent between 25% and 50% of the Group Cash Increase over the preceding half financial year. Group Cash Increase is the increase in the Company's cash and gold bullion balance over the relevant period, after adding back any dividends paid along with any adjustment for any current income tax liability accrued over the period.

Following a first half Net Profit After Tax of \$323M, the Regis Board declared a fully franked interim dividend of 15 cents per share, totalling \$114M, during the period. This was paid on 8 April 2026 and brings the total returns to shareholders by the company to nearly \$700M since 2013.

Cash and Bullion Position and Gold Sales

Gold sales for the quarter were 89.1koz at an average price of \$6,977/oz for sale receipts of \$622M.

Operating cash flow totalled \$422M, comprising \$263M from Duketon and \$159M from Tropicana.

Capital expenditure was \$123M with major items including:

- At Duketon \$73M in development, pre-production and deferred waste costs (of which \$29M relates mostly to Buckwell and Kintyre growth capital), and \$17M in plant and equipment;
- At Tropicana \$11M in development, pre-production and deferred waste costs, \$2M pre-production costs at the Havana Underground mine, and \$2M on plant and equipment; and
- \$17M for exploration.

Additionally, there was \$7M of expenditure associated with McPhillamys, which is expensed through the Profit and Loss account.

A reconciliation of the growth in Regis' cash and bullion for the quarter is presented in Figure 2.

² See ASX release "New Capital Management Policy" 19 February 2026.

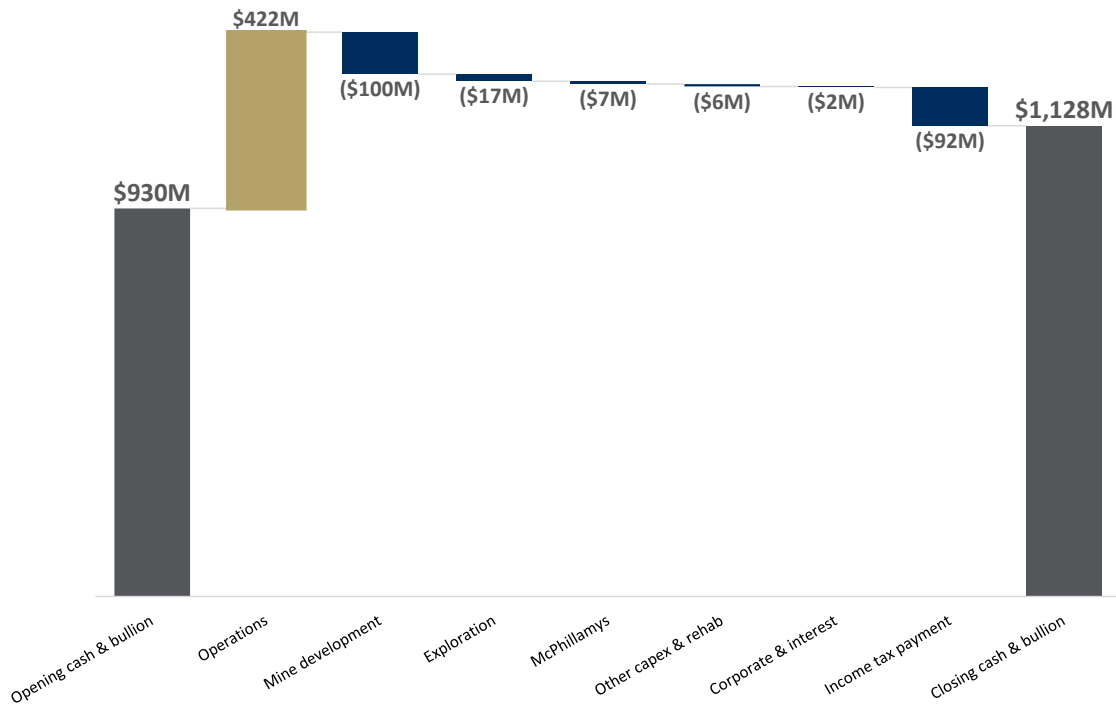


Figure 2: Cash & Bullion Movement for the Quarter Ended 31 March 2026 (unaudited)
 Gold bullion on hand at 31 March 2026 was 10,073oz valued at a spot gold price of \$6,732/oz.

GROWTH

Duketon Mineral Resource and Ore Reserve Update

Regis released its annual Mineral Resource and Ore Reserve Estimates (“MRE” and “ORE” respectively) update on 22 April, 2026³. For the sixth consecutive year, the Company delivered underground MRE and ORE growth exceeding mining depletion at Duketon. Duketon’s underground ORE grew by 273koz to stand at 12Mt at 1.8g/t for 714koz contained. This was 117koz above depletion, achieving ORE replacement of 235% between 31 December 2024 and 31 December 2025.

Upside continues at the major underground mining centres at Garden Well and Rosemont, with mineralisation remaining open down plunge. In addition to this, work is ongoing to support a potential new underground mining centre at Ben Hur where we are also focusing on the potential to convert the MRE to ORE.

Duketon’s track record of underground ORE replacement is illustrated in Figure 3 below.

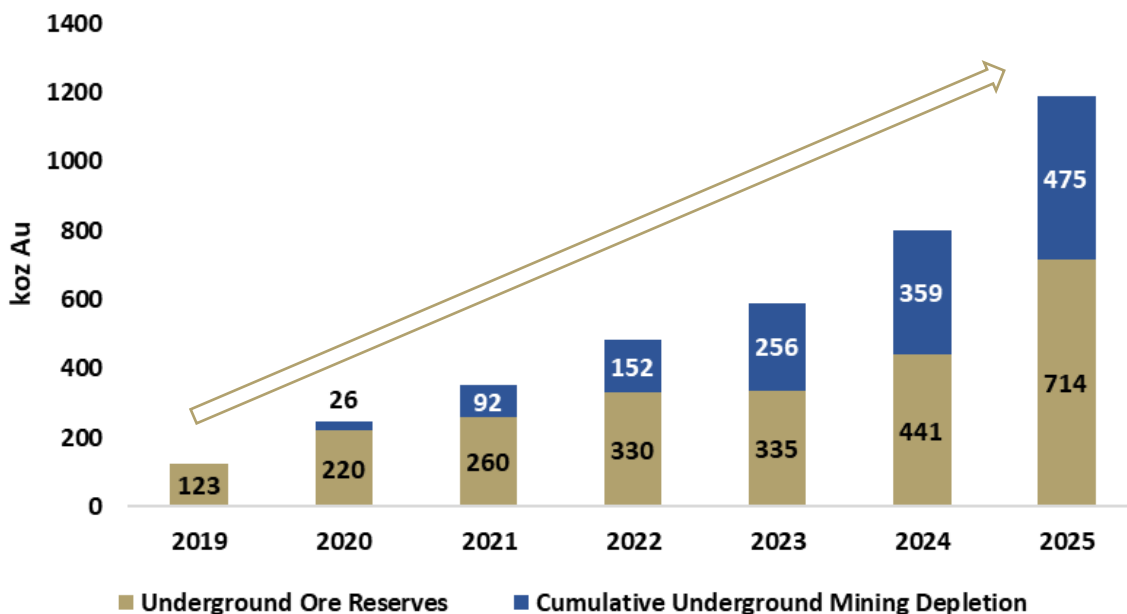


Figure 3: Duketon Underground Ore Reserves since the Declaration of an Initial Reserve in 2019

³ See ASX release “Mineral Resource and Ore Reserve Update”, 22 April 2026

Tropicana Mineral Resource and Ore Reserve Update

Updated Tropicana MRE and OREs were announced on 23 February 2026⁴. On a 100% basis, the Mineral Resource Estimate, as at the reporting date of 31 December 2025, is 87.9Mt at 1.9g/t for 5.4Moz of contained gold, while the Ore Reserve Estimate is 38.8Mt at 1.5g/t for 1.9Moz of contained gold.

Importantly, underground Ore Reserve growth was 210koz (on a 100% basis) after depletion for CY25, continuing the trend of underground Ore Reserves increasing, net of depletion, over recent years and supporting the long-held confidence in Tropicana’s ability to add replacement Ore Reserves.

The strong track record of Tropicana’s underground ORE replacement is illustrated in Figure 4 below.

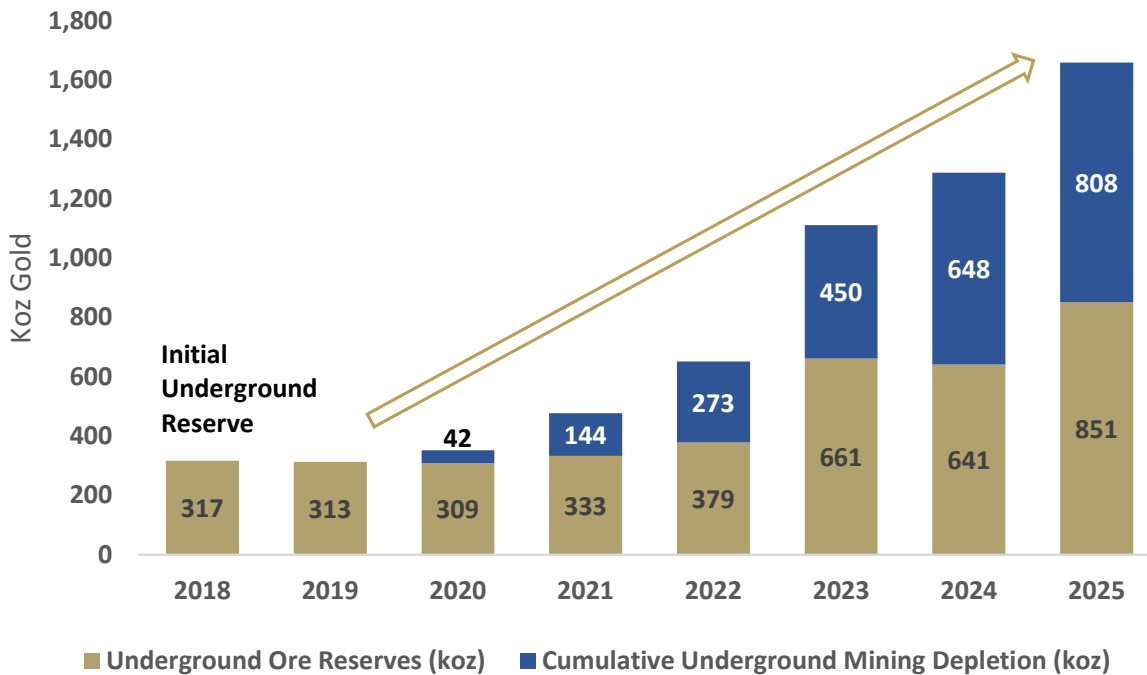


Figure 4: Tropicana (100%) Underground Ore Reserves since the Declaration of an Initial Reserve in 2018

MCPHILLAMYS

As announced on 7 November 2024⁵, Regis commenced formal legal proceedings in the Federal Court in respect of the former Federal Minister for Environment and Water, the Hon. Tanya Plibersek MP’s declaration of protection over part of the approved McPhillamys Gold Project.

The judicial review of the Section 10 declaration under the *Aboriginal and Torres Strait Islander Heritage Protection Act 1984* (Cth) was heard by the Federal Court from 10 to 12 December 2025 and judgment is currently reserved.

Regis continues to progress a dual-track strategy to return McPhillamys to an approvable status. In parallel with the court process, work has advanced on the alternative Integrated Waste Landform (“IWL”) option which incorporates a form of co-disposal within the planned waste dump.

FY26 GUIDANCE

Regis FY26 production, operating cost and exploration expenditure guidance remains unchanged.

If the recent sharp increase in diesel pricing remains to the end of the FY26 year we expect our full year AISC to be towards the top end of the guidance range. We also note that the higher than assumed gold price has lifted our Royalty payments YTD circa \$60/oz higher than that assumed for guidance. Further, the Company’s sensitivity to diesel price sees a 10c/L price movement changing group AISC by \$25/oz for gold produced at that diesel price.

⁴ See ASX release titled “Mineral Resource and Ore Reserve Update at Tropicana” 23 February 2026.

⁵ ASX release titled “Regis Commences Legal Proceedings For Judicial Review of McPhillamys Section 10 Declaration” 7 November 2024.

Duketon's FY26 Growth Capital guidance range is now projected to be \$240-255M. (prior \$220-235M), with the changes across four areas:

- As previously noted above, capitalised pre-stripping activities at Buckwell are ahead of schedule and the decision has been made to derisk FY27 by continuing to bring forward access to ore and thereby pulling FY27 expenditure into the current financial year;
- Garden Well Main and Kintyre's transition from development to production status, for accounting purposes, was slightly delayed resulting in costs continuing to be allocated to growth capital for an extra month;
- The impact of the increased diesel pricing; and
- The balance spread across relatively minor increases across a number of other capital projects.

The updated Regis FY26 guidance ranges are shown below in Table 4.

Table 4: FY26 Group Guidance and FY26 YTD Group Actuals

	FY26 YTD Actual	FY26 Group Guidance
Production (koz)	278	350 – 380
AISC (\$/oz)	2,836	2,610 – 2,990 ⁶
Growth Capital (\$M) ⁷	188	240 – 255
Exploration (\$M)	56	70 – 80
McPhillamys (\$M)	17	10 – 20

Group FY26 All-In Sustaining Cost guidance includes ~\$170/oz of non-cash stockpile movements, while actual non-cash stockpile movements have been \$125/oz for the year to 31 March 2026.

Quarterly Results Conference Call

Regis will host an analysts/institutions teleconference at 11am AEST (9:00am AWST) on Thursday 23 April 2026. To listen to the call, please go to the following link:

<https://webcast.openbriefing.com/rrl-qtr3-2026/>

A recording will be posted on the Company's website following the call. To listen go to the following link:

<https://www.regisresources.com.au/investors/webcasts-videos/>

This announcement is authorised by Jim Beyer, Managing Director and CEO.

For further information please contact:

Investor Relations Enquiries:

Mathew Collings

Regis Resources Limited

T: +61 8 9442 2200

E: enquiries@regisresources.com

Media Enquiries:

Shane Murphy

FTI Consulting

T: +61 420 945 291

E: shane.murphy@fticonsulting.com

⁶ Assumes a gold price of \$4,750/oz and a diesel price of approx. \$1/L (after rebates, exc. GST).

⁷ Growth capital includes open pit and underground pre-production mining costs, pre-strip costs, other growth-related project, property, plant and equipment costs.

FORWARD LOOKING STATEMENTS

This ASX announcement may contain forward looking statements that are subject to risk factors associated with gold exploration, mining and production businesses. It is believed that the expectations reflected in these statements are reasonable but they may be affected by a variety of variables and changes in underlying assumptions which could cause actual results or trends to differ materially, including but not limited to price fluctuations, actual demand, currency fluctuations, drilling and production results, Reserve estimations, loss of market, industry competition, environmental risks, physical risks, legislative, fiscal and regulatory changes, economic and financial market conditions in various countries and regions, political risks, project delay or advancement, approvals and cost estimates.

Forward-looking statements, including projections, forecasts and estimates, are provided as a general guide only and should not be relied on as an indication or guarantee of future performance and involve known and unknown risks, uncertainties and other factors, many of which are outside the control of Regis Resources Ltd. Past performance is not necessarily a guide to future performance and no representation or warranty is made as to the likelihood of achievement or reasonableness of any forward looking statements or other forecast.

Group Mineral Resource and Ore Reserve tablesⁱ

Group Mineral Resources as at 31 December 2025 (Regis attributable, inclusive of Ore Reserves)

Project	Equity	Type	Cut-Off (g/t)	Measured			Indicated			Inferred			Total Resource		
				Tonnes (Mt)	Gold Grade (g/t)	Gold Metal (koz)	Tonnes (Mt)	Gold Grade (g/t)	Gold Metal (koz)	Tonnes (Mt)	Gold Grade (g/t)	Gold Metal (koz)	Tonnes (Mt)	Gold Grade (g/t)	Gold Metal (koz)
Duketon North ¹	100%	Open-Pit	0.4	-	-	-	39	0.9	1,140	9	0.8	250	49	0.9	1390
Duketon North	100%	Stockpiles	-	1	0.5	10	-	-	-	-	-	-	1	0.5	10
Duketon North	100%	Sub Total		1	0.5	10	39	0.9	1,140	9	0.8	250	49	0.9	1,400
Duketon South ^{2/3}	100% ³	Open-Pit	0.4	0	1.1	-	25	1.2	940	5	1.2	200	30	1.2	1,150
Duketon South ⁴	100%	Underground	1.8	2	2.6	200	12	2.3	870	4	2.2	270	18	2.3	1,340
Duketon South	100%	Stockpiles	-	6	0.5	110	-	-	-	-	-	-	6	0.5	110
Duketon South	100%³	Sub Total		9	1.1	310	37	1.5	1,810	9	1.6	470	55	1.5	2,590
Duketon Deposits	100%³	Total		9	1.1	320	77	1.2	2,950	18	1.2	720	104	1.2	3,990
Tropicana ⁵	30%	Open-Pit	0.3/0.4	1	1.4	30	4	1.9	220	-	-	-	4	1.8	250
Tropicana ⁵	30%	Underground	1.6	4	2.6	350	5	2.7	400	7	2.2	530	16	2.4	1,280
Tropicana ⁵	30%	Stockpiles	-	6	0.5	100	-	-	-	-	-	-	6	0.5	100
Tropicana	30%	Total		11	1.4	480	8	2.3	620	7	2.2	530	26	1.9	1,620
McPhillamys	100%	Open-Pit	0.35	-	-	-	61	1.0	2,070	8	0.7	190	70	1.0	2,260
Discovery Ridge	100%	Open-Pit	0.4	-	-	-	2	1.8	140	6	1.4	260	8	1.5	400
NSW Deposits	100%	Total		-	-	-	64	1.1	2,210	14	1.0	460	78	1.1	2,660
Regis Total		Total		20	1.2	790	149	1.2	5,780	40	1.3	1,700	209	1.2	8,280

Notes

Data has been rounded to the nearest 1,000,000 tonnes, 0.1 g/t gold grade and 10,000 ounces. Summation errors may occur due to rounding. Mineral Resources are reported inclusive of Ore Reserves to JORC Code 2012 unless otherwise noted.

1. Duketon North Open Pit Mineral Resource Estimates are Moolart Well, Gloster, Dogbolter-Coopers, Petra, Anchor, Ventnor and Terminator.
2. Duketon South Open Pit Mineral Resources Estimates are Garden Well, Rosemont Open Pit, Toohey's Well, Baneygo, Eristoun, Beamish, Reichelt's Find, Russell's Find, King John, King of Creation, Queen Margaret, Southern Star, Victory, and Lancefield North.
3. King John reported at 70% ownership.
4. Underground Duketon South Mineral Resources are Rosemont Underground, Garden Well Underground, Toohey's Well, and Ben Hur. Rosemont Underground, All Mineral Resource Estimates reported within MSO shells at an economic cut-off of 1.5g/t.
5. Regis holds 30% ownership in Tropicana. Tropicana reported Reserves and Resources in ASX Release "Mineral Resource and Ore Reserve Update at Tropicana" dated 23 February 2026.

ⁱ See ASX release titled "Mineral Resource and Ore Reserve Update at Tropicana" 23 February 2026 (ASX.com.au). The Company confirms that it is not aware of any new information or data that materially affects the information included in the original market announcement of 23 February 2026, and that all material assumptions and technical parameters underpinning the estimates in that announcement continue to apply and have not materially changed. The company confirms that the form and context in which the Competent Person's findings are presented have not been materially modified from the original market announcement.

Group Ore Reserves as at 31 December 2025 (Regis attributable)

Project ¹	Equity	Type	Cut-Off (g/t) ²	Proved			Probable			Total Ore Reserve		
				Tonnes (Mt)	Gold Grade (g/t)	Gold Metal (koz)	Tonnes (Mt)	Gold Grade (g/t)	Gold Metal (koz)	Tonnes (Mt)	Gold Grade (g/t)	Gold Metal (koz)
Duketon North	100%	Open-Pit	0.5	-	-	-	15	0.9	423	15	0.9	423
Duketon North	100%	Stockpiles		1	0.5	9	-	-	-	1	0.5	9
Duketon North	100%	Sub Total		1	0.5	9	15	0.9	423	16	0.8	433
Duketon South	100% ³	Open-Pit	0.5	-	-	-	4	1.1	141	4	1.1	141
Duketon South	100 %	Underground	1.5	0.2	1.6	12	12	1.8	702	12	1.8	714
Duketon South	100%	Stockpiles		5	0.6	101	-	-	-	5	0.6	101
Duketon South	100%	Sub Total		5	0.7	113	16	1.6	843	22	1.4	957
Duketon Total	100%	Total		6	0.6	123	32	1.2	1,267	38	1.1	1,389
Tropicana	30%	Open-Pit		1	1.4	28	4	1.8	213	4	1.7	241
Tropicana	30%	Underground	See Note 4	1	2.8	121	1	2.9	134	3	2.9	255
Tropicana	30%	Stockpiles		5	0.5	79	-	-	-	5	0.5	79
Tropicana Total⁴	30%	Total		6	1.1	229	5	2.1	347	12	1.5	576
Regis Total		Grand Total		12	0.9	351	37	1.4	1,614	49	1.2	1,965

Notes

The above data has been rounded, and errors of summation may occur due to rounding.

1. Ore Reserves are reported separately for open pits, underground and stockpiles.

2. Cut-off grades vary according to oxidation and lithology domains. Listed cut-offs are the weighted average of these various cut-off grades for that project classification.

3. Regis owns 70% of the King John project - part of the DSO operations. Only 70% of Regis share has been included in the above table.

4. Tropicana reported Reserves, Resources and Cut Off Grades in ASX Release "Mineral Resource and Ore Reserve Update at Tropicana" dated 23 February 2026, reported as nearest 1,000,000 tonnes, 0.1 g/t gold grade and 1,000 ounces.