



INTELLIGENT MONITORING GROUP

An Intelligent Monitoring Group Company ASX:IMB

Company Update April 2026

OUR BRANDS



DISCLAIMER

This investor presentation has been prepared by Intelligent Monitoring Group Limited (ACN 060 774 227) (**IMG** or the **Company**). It contains general information about the Company and its subsidiaries (**Group**) and the Group's business as at the date of this presentation. The information in this presentation should not be considered to be comprehensive or to comprise all of the material which a shareholder or potential investor in the Company may require in order to determine whether to deal in the Company's shares. The information in this presentation is of a general nature only and does not purport to be complete. It should be read in conjunction with the Company's periodic and continuous disclosure announcements which are available at www.intelligentmonitoringgroup.com and with the Australian Securities Exchange (ASX) announcements, which are available at www.asx.com.au.

Not an offer or financial product advice

This presentation is for information purposes only and is not a prospectus, product disclosure statement or other disclosure document for the purposes of Chapter 6D or Part 7.9 of the *Corporations Act 2001* (Cth) (**Corporations Act**) or other offer document under Australian law or the law of any other jurisdiction. This presentation is not and should not be considered, and does not contain or purport to contain, an offer, invitation, solicitation or recommendation with respect to the purchase or sale of any securities in the Company (**Securities**) nor does it constitute financial product or investment advice (or taxation or legal advice) nor take into account your investment objectives, taxation situation, financial situation or needs. This presentation and its contents must not be distributed, transmitted or viewed by any person in any jurisdiction where the distribution, transmission or viewing of this presentation would be unlawful under the securities or other laws of that or any other jurisdiction.

Past performance

The operating and historical financial information given in this presentation is given for illustrative purposes only and should not be relied upon as (and is not) an indication of the Company's views on the Group's future performance or condition. You should note that past performance of the Company cannot be relied upon as an indicator of (and provides no guidance as to) future Group performance.

No liability

The Company has prepared this presentation based on information available to it at the time of preparation, from sources believed to be reliable and subject to the qualifications in this presentation. To the maximum extent permitted by law, none of the Company, nor its respective advisers or representatives, nor any of their respective affiliates, related bodies corporate (as that term is defined in the *Corporations Act*) or securityholders, nor any of their respective directors, officers, employees, partners, representatives, consultants, agents or advisers (each a **Limited Party** and together, the **Limited Parties**) accept any responsibility or liability (whether for fault, negligence or otherwise) for the contents of this presentation and make no recommendations, representations or warranties regarding it. No representation or warranty, express or implied, is made as to the fairness, reliability, accuracy, adequacy, validity, correctness or completeness of the information, opinions and conclusions contained in this presentation. To the maximum extent permitted by law, none of the Limited Parties accept any responsibility or liability including, without limitation, any liability arising from fault or negligence on the part of any person, for any loss whatsoever arising from the use of the information in this presentation or in relation to the accuracy or completeness of the information, statements, opinions or matters, express or implied, contained in, arising out of or derived from, or for omissions from, this presentation, including, without limitation, any financial information, any estimates or projections and any other financial information derived therefrom or otherwise arising in connection with it.

Future performance

This presentation contains certain "forward-looking statements", including the Company's beliefs, assumptions and expectations. The words "expect", "anticipate", "estimate", "intend", "likely", "believe", "guidance", "should", "could", "may", "will", "predict", "plan", "propose", "goals", "aim", "target" and other similar expressions are intended to identify forward-looking statements. Any indications of, and guidance on, outlook, future operating performance, earnings and financial position and performance are also forward-looking statements. Forward looking statements involve inherent risks and uncertainties, both general and specific, and there is a risk that those predictions, forecasts, projections and other forward looking statements will not be achieved. Forward-looking statements, opinions and estimates provided in this presentation are based on assumptions and contingencies which are subject to change without notice, as are statements about market and industry trends, which are based on interpretations of current market conditions. Forward-looking statements, including projections, guidance on future operations, earnings and estimates (if any), are provided as a general guide only and should not be relied upon as an indication or guarantee of future performance. This presentation contains statements that are subject to risk factors associated with the Company's industry as well as unknown risks and uncertainties (both general and specific), many of which are outside the control of the Company. It is believed that the expectations reflected in these statements are reasonable, but they may be affected by a range of variables, some of which are outside the Company's control, which could cause actual results or trends to differ materially, including but not limited to earnings, capital expenditure, cash flow and capital structure risks and general business risks. Given this, undue reliance should not be placed on any forward-looking statement. No representation, warranty or assurance (express or implied) is given or made in relation to any forward-looking statement by any person (including any member of the Group or any of the other Limited Parties). In particular, no representation, warranty or assurance (express or implied) is given that the occurrence of the events expressed or implied in any forward-looking statements in this presentation will actually occur. Actual operations, results, performance or achievement may vary materially from any projections and forward-looking statements and the assumptions on which those statements are based. Any forward-looking statements in this presentation speak only as of the date of this presentation. Subject to any continuing obligations under applicable law, the Company expressly disclaims any obligation or undertaking to provide any updates or revisions to any forward-looking statements in this presentation to reflect any change in expectations in relation to any forward-looking statements or any change in events, conditions or circumstances on which any such statement is based. Nothing in this presentation will, under any circumstances, create an implication that there has been no change in the affairs of the Group since the date of this presentation.

Third party information

This presentation may contain trademarks and trade names of third parties, which are the property of their respective owners. Third party trademarks and trade names used in this presentation belong to the relevant owners and use is not intended to represent sponsorship, approval or association by or with the Company.

IMG: Corporate story

Monitoring Platform providing technology-added value solutions in Security and Fire or “life safety” industry

2021-2022

Fix up the base

- Threat protect turns to **Intelligent Monitoring Group** and invests in a new operating platform (2021-2023)

2023-2025

Add technical services capability to drive growth of solutions

- Acquire ADT (AU & NZ), then a series of bolt-ons to drive coverage and depth
- ACG, DVL, AAG, Kobe, BNP and Red Wolf (NZ)

2026

Add technical capability in Fire space

- Acquire Tyco NZ (trading as Wormald)

2026+

- **Drive the use of AI video-based services into higher value and uses in commercial AU & NZ.**

Pipeline Growth +27% QoQ

FY26Q23

+27%

**\$63.2m
Secured
Pipeline**

FY26Q2

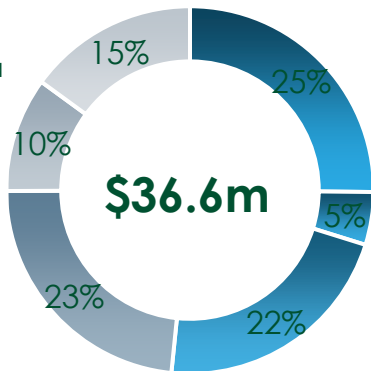
+36%

**\$49.8m
Secured
Pipeline**

FY26Q1*

Secured Pipeline Distribution by Sector

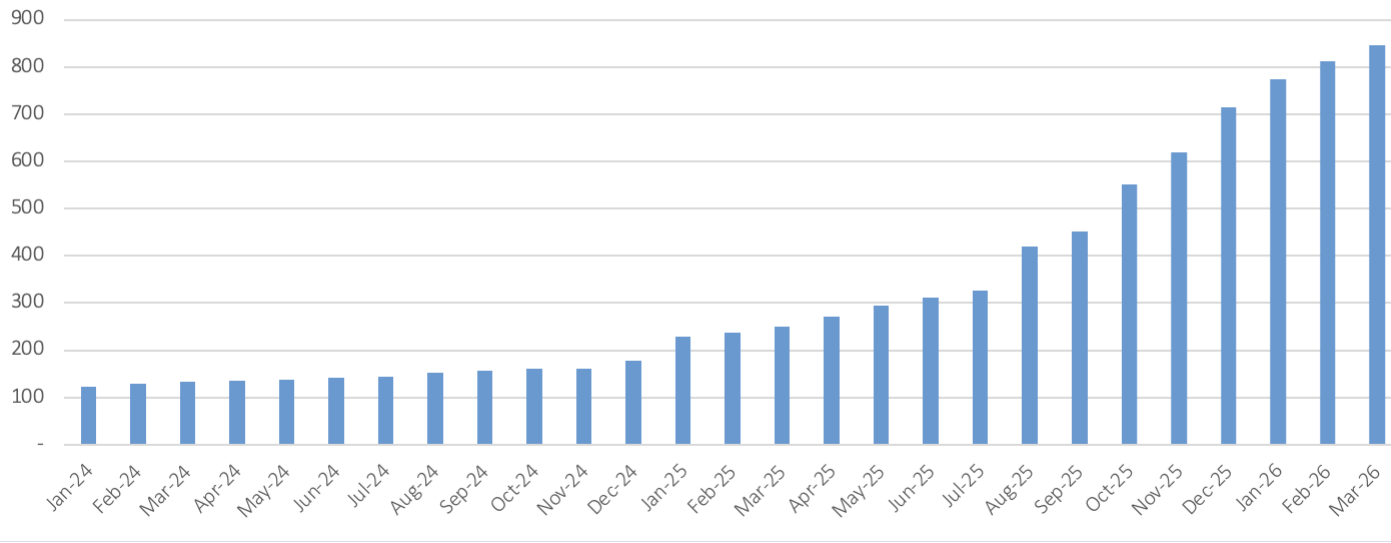
- Airport/Transport
- Construction/Manufacturing
- Data center
- Education/Health
- Finance
- Mining/Resources



* Pipeline was \$0 at August 2023 takeover of ADT.

Video Guarding growing strongly +16% QoQ

ADT Guard - Cumulative Count



+16%

Customer growth in Q3 on Q2

>50

Confirmed arrests have been made

>15

Deterrence events on average each month.

Quarterly Cashflow +14.5% on PCP

	3Q 26	3Q 25	% Change
Cashflow from Operations (pre nonrecurring costs)	7.7	6.7	+14.5%
Capex*	1.8	2.3	-19.7%

* Last quarter of 3G upgrade capex spend in NZ (\$0.8m).

GUIDANCE - CONFIRMED

Reported result for FY26 will depend on settlement timing of Tyco NZ – but underlying trading of business is on track with guidance

IMB FY26 Guidance build-up

		Bottom	Top
Underlying EBITDA guidance (AGM)	\$m	43	47
Plus: Tyco NZ Proforma EBITDA contribution	\$m	10	10
= Proforma* EBITDA	\$m	53	57
= Proforma* NPAT (adj)	\$m	26	29
= Proforma* EPS (adj)	\$m	0.062	0.07

* Proforma = the expected result following a full year of the Tyco NZ acquisition

IMG: GROUP BUSINESSES (POST WAKA)

Go-to-market brand structure positions the company as a market leader in a fragmented industry.



Direct Security Brand (with Subsidiaries)
Australia
New Zealand



Direct Partnered Brand
Australia

Tyco NZ

Direct Fire Brand
New Zealand









Wholesale Security Brand
Australia

IMG: GROUP BUSINESSES (POST WAKA)

Technical service leader based on our monitoring platform and strength

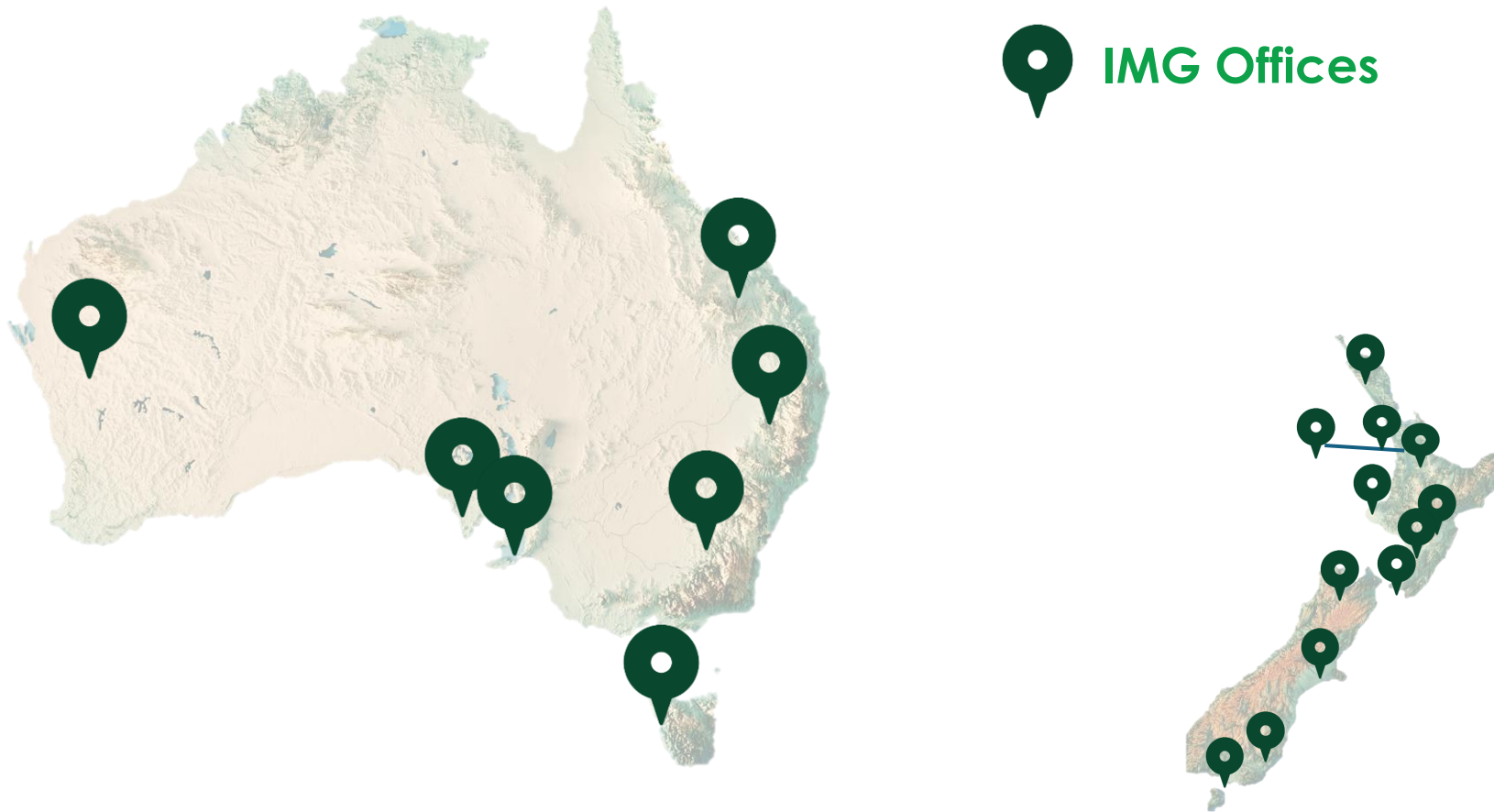


INTELLIGENT
MONITORING
GROUP

	Monitoring Provider	Wholesale Service provider	Direct Technical Service provider
IMS	 Intelligent Monitoring Solutions		
Signature Security	 Intelligent Monitoring Solutions		
ADT (AU & NZ) - Security			
Tyco NZ - Fire			Tyco NZ

IMG: SIGNIFICANT OPERATIONAL COVERAGE

Australasia's deepest operating platform combined with a deep bench of licensed technical experts



SIGNIFICANT OPPORTUNITY FOR GROWTH

Use our monitoring platforms and technical reach to drive growth in new services



12.9 million



1.2 million

~7% have monitored
intrusion alarms

~ A\$2.3bn electronic
security market

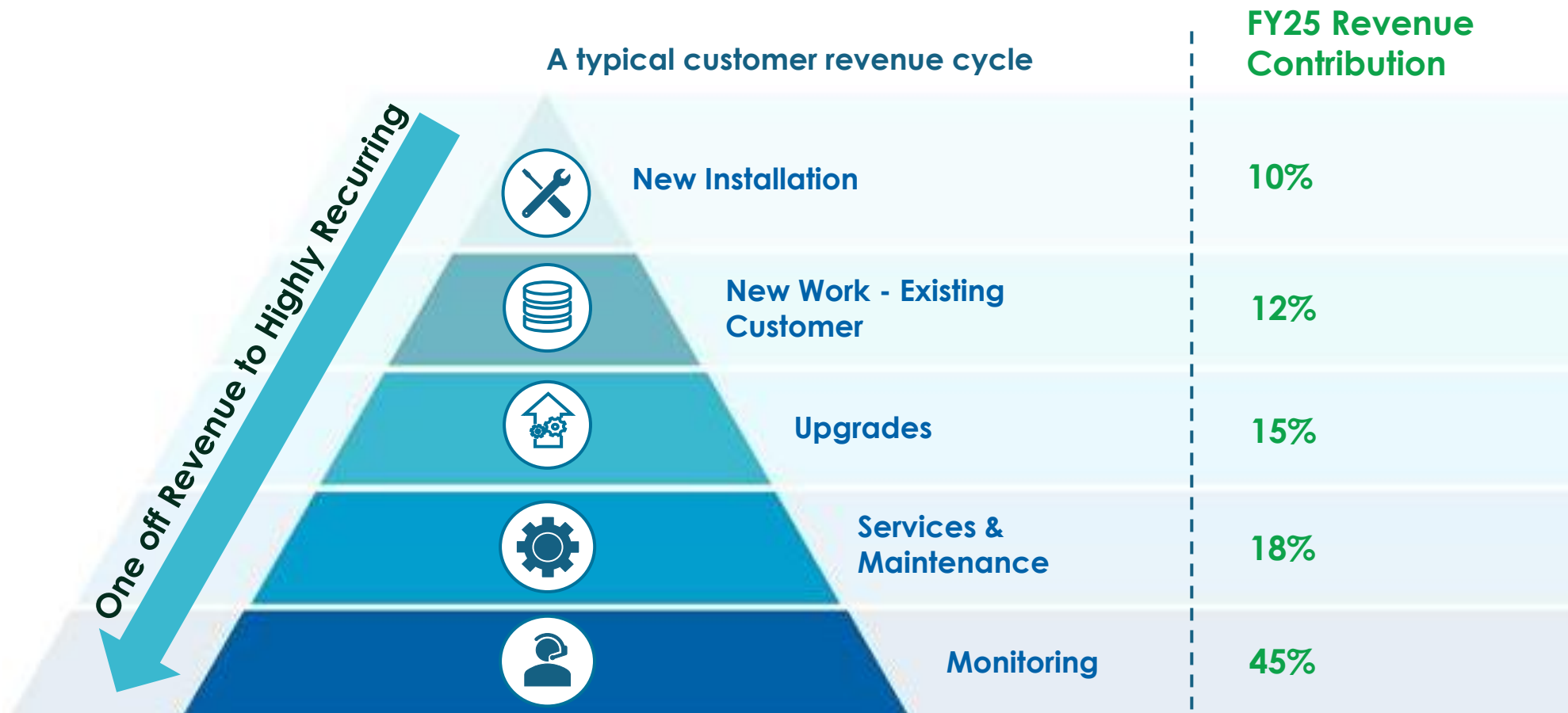


**AI Perimeter
Security
Penetration?**

**A\$9bn Total Security
Market**

AN ATTRACTIVE – RECURRING BUSINESS

New customers typically convert into long-term, recurring revenue relationships through ongoing monitoring, service contracts, and system upgrades.



Customer Lifetime:

- Residential & Small to Medium Business – 7yrs
- Commercial & Enterprise – 15 yrs

CONCLUSION

Strong, robust and valuable business

Business has transformed in the past 3 and ½ years.

- Refinanced to NAB with senior debt (in FY25)
- Gearing is at the low end of industry norms
- EBITDA of >\$43m expected for FY26 and >\$53m proforma*
- Underlying organic growth rate of +8.3% in 1H26 (+8.2% FY25) – supplemented with strategic acquisitions
- Pro forma EPSa of >6.25cps equates to a PE ratio <8x.

Financial Summary					
		1H23 (annualised)	FY24	FY25	Proforma*
Share price	\$m	0.127	0.43	0.585	0.50
Cash	\$m	2.7	26.0	24.1	38.2
Gross Debt	\$m	31.6	80.0	85.0	120.0
Net Debt	\$m	28.9	54.5	60.9	81.8
Shares Outstanding	M	131	330	388	423
Market Value	\$m	17	142	227	212
Economic Value	\$m	46	197	288	293
EBITDA	\$m	5.3	34.8	38.6	53.0
EV:EBITDA		8.6	5.6	7.5	5.5
ND:EBITDA		5.5	1.6	1.6	1.5

* Proforma = the expected result following a full year of the Tyco NZ acquisition



INTELLIGENT
MONITORING GROUP

Get in touch

Dennison Hambling
Managing Director

@ dhambling@theimg.com.au

📞 +61 418 173 232

Shenin Singh

Head of Business Intelligence

@ ssingh@theimg.com.au

📞 +61 437 953 017